



Block painting with Andy

Name:

Date:





New Directions: Personal Expression and Creativity

What you will need?


Paper, a ruler, a pencil, paint, paint brushes, water, tissue, a black marker

1. Starting with placing the page horizontal and adding some vertical lines like Andy with our ruler
2. We're going to add some more to the bottom of our page and connecting them with the 1st line we drew
3. Like Andy we're still adding lines, you can also choose where you would like to add some other lines
4. Next we're going to add some paint. Blue, yellow and red
5. Following Andy or choosing your own squares we are going to paint some of the boxes
6. Now, we must allow the paint to dry to move to the next steps



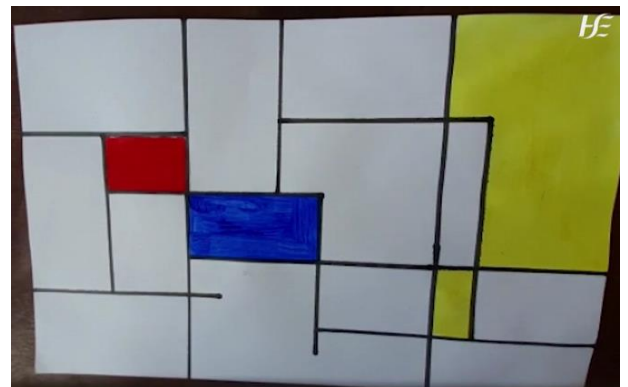


7. Using our ruler again, we are going to re-trace the lines we drew at the start with our black marker



8. You have completed block painting

Well done guys, did you enjoy block painting?



Did you choose your own colours or stick with Andy's send us your drawing on the Reconnect Facebook page