

## Sea-life with Art with Edel part three Drawing an Octopus



### New Directions: Personal Expression and Creativity


**Name:**

**Date:**


#### What you will need?

Paper  
Pencil  
Eraser  
Ruler

Paint  
Paint brushes  
Water  
Tissue




1. Starting with the Octopus's by drawing a semi-circle




2. Drawing the Octopus's tentacles start by drawing a curvy line outwards



3. Repeating the same for the rest of the tentacles



4. Next we are going to add in some tiny circle to the octopus's



5. Adding some features like the star and seaweed



7. Lastly, adding some sand. Place your ruler 3cm from the bottom of the page and draw and curved line across the page



8. Now we will add some paint, Edel has choose the colour purple for her octopus



9. Add some colour to the seaweed and sand. You can choose whatever colours you like