

Week 2: Cross Stitch with Jennifer



Name:



Date:






New Directions: Creativity and Expression

Jennifer is showing how to cross stitch on large mesh

This is easier for beginners.

1. Thread the stitch from the back through.
2. Thread through the next box diagonally
3. Thread from the back into the box beside and go diagonally again.



4. It should look like a cross.



5. If this is difficult – practice doing one stitch again and again.



How many stitches did you do?