

Photography with Anna – Composition and Landscape



New Directions: Personal Expression and Creativity



Name:



Date:

What you will need?

A mobile phone

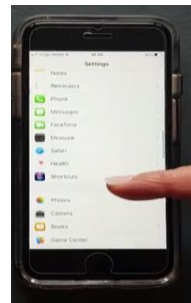
1. Firstly, we will look at how to turn your grid on your phone

2. I-phone users – go to settings, click on camera, and look for grid and turn on


3. Android users – turn on your camera, click the settings wheel on the top right corner, scroll down to grid lines and click **3x3**

4. Next, we are going to look at, **what is composition?**


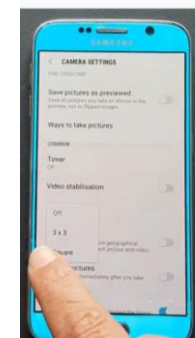
Composition is how parts of a photo are arranged, like Anna's the sky, sea and land are in different grids



What the iPhone camera should look like with grid on



For android users we are setting the camera to **3x3**



5. Looking at Anna's photos, she has showed 'the rule of third' captured in the grids

In the grids we can see captured is the landscape



Now it's time for you to try, have fun taking your photos



Post your pictures on the Reconnect Facebook page

We are going to make a calendar- so start taking your landscape beautiful pictures for our Calendar