

Private & Confidential

30th June, 2021

**Deputy Brendan Griffin, TD,
Dail Eireann,
Leinster House
Kildare St
Dublin 2**

PQ Number: 24232/21

Dear Deputy Griffin,

The Health Service Executive (HSE) – South (Cork & Kerry) has been requested to reply directly to you in the context of the following Parliamentary Question, which was submitted to this office for response.

PQ: To ask the Minister for Health the reason for the recent rise in emergency department trolley figures at University Hospital Kerry; the average weekly figures since the beginning of 2021 in tabular form; if any recent operational changes can be attributed to the rise in the figures; and if he will make a statement on the matter. -Brendan Griffin

Around Ireland, many Emergency Departments are seeing record numbers of patients attend throughout the continuing impact of cyber-attack. UHK is no exception, average attendances to the Emergency Department have risen significantly the past number of weeks contributing to congestion & delay, particularly for those with less acute care needs. During the cyber-attack the ED and many of its interdependent services hospital wide [particularly diagnostics] did not have a fully functioning suite of systems. Indeed much of UHK's ICT-enabled processes continue to be performed with significantly limited ICT functionality.

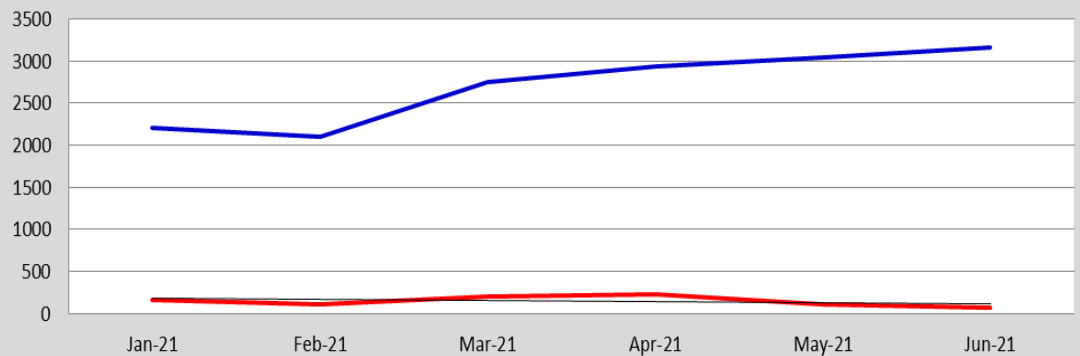
Please see the attached table indicating UHK ED Monthly Attendances & Trolley Figures Jan to June 2021. Figures for 2021 do indicate a significant rise in ED presentations since January 2021, average weekly attendances increasing from 499 to 736. Of interest, when compared to 2019 figures (attached) the June 2021 figures would indicate a return to 2019 (pre-Covid-19) levels.

The 2021 UHK 'trolley figures' represent a significant improvement in UHK performance concerning patient flow and bed management within the hospital following significant works under the banner of the 'Acute Floor' Initiative.

UHK Emergency Department Data 01/01/2021 to 30/06/2021

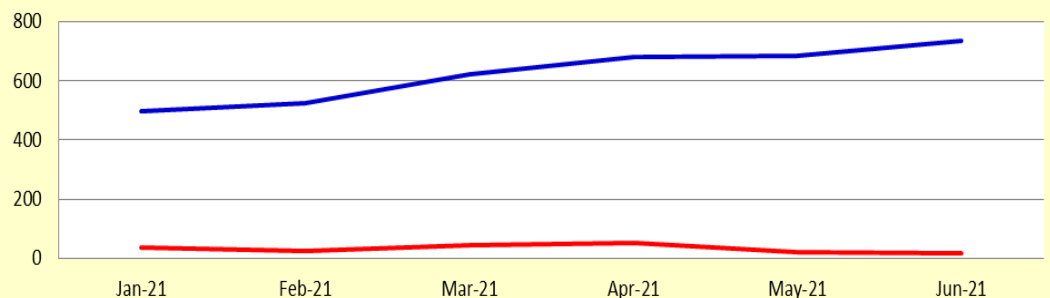
Month	Total Monthly ED Attendances	Total Monthly Trolley Figures	Average Weekly ED Attendances	Average Weekly Trolley Figures
Jan-21	2209	164	499	37
Feb-21	2095	105	524	26
Mar-21	2753	197	621	44
Apr-21	2935	229	683	53
May-21	3038	103	686	23
Jun-21	3165	70	736	16

UHK ED Monthly Attendances & Trolley Figures Jan to June 2021 inc



Total Monthly ED Attendances	2209	2095	2753	2935	3038	3165
Total Monthly Trolley Figures	164	105	197	229	103	70

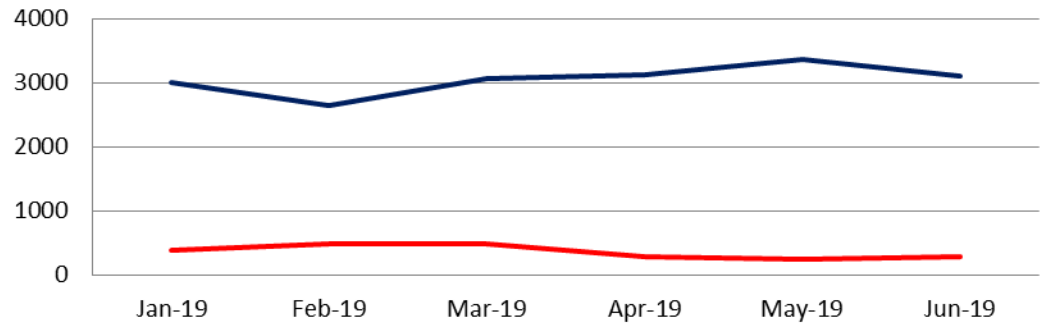
UHK Average Weekly ED Attendances & Trolley Figures Jan to June 2021 inc



Average Weekly ED Attendances	499	524	621	683	686	736
Average Weekly Trolley Figures	37	26	44	53	23	16

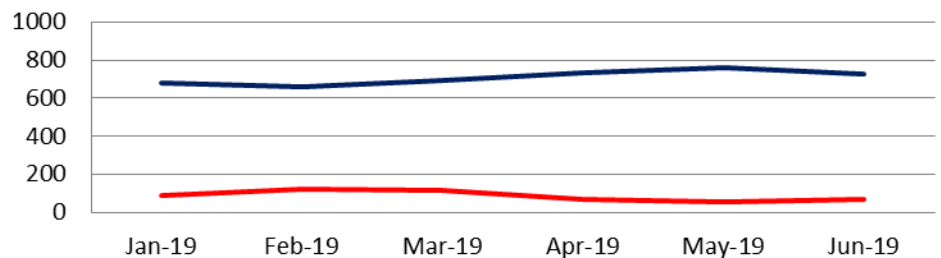
Month	Monthly ED Attendances	Monthly Trolley Figures	Average Weekly ED attendances per month	Average Weekly Trolley Figures per month
Jan-19	3007	398	679	90
Feb-19	2643	494	661	124
Mar-19	3072	499	693	113
Apr-19	3139	293	730	68
May-19	3378	256	763	58
Jun-19	3120	293	726	68

2019 UHK ED Attendances by Month Jan to June



	Jan-19	Feb-19	Mar-19	Apr-19	May-19	Jun-19
— Monthly ED Attendances	3007	2643	3072	3139	3378	3120
— Monthly Trolley Figures	398	494	499	293	256	293

2019 Average Weekly UHK ED Attendances by Month Jan to June



	Jan-19	Feb-19	Mar-19	Apr-19	May-19	Jun-19
— Average Weekly ED attendances per month	679	661	693	730	763	726
— Average Weekly Trolley Figures per month	90	124	113	68	58	68

I trust this response is to your satisfaction; should you have any further queries however, please do not hesitate to contact me.

Yours sincerely,

A handwritten signature in black ink that reads "Fearghal Grimes". The signature is written in a cursive style with a large initial 'F'.

**Fearghal Grimes
General Manager
University Hospital Kerry**