

## Hospital Patient Safety Indicator Report

Tallaght Hospital	National Children's Hospital at Tallaght Hospital	September	September 2017
-------------------	---	-----------	----------------

- This report details the hospital's performance against some national and international measures of patient safety in acute hospitals.
- The metrics cover activities and performance areas including infection rates, staff hand hygiene, waiting times and clinical incidents.
- This report supports each hospital and hospital group to ensure a culture of quality and patient safety.
- We publish this report each month to assure our patients and staff that we prioritise patient safety and open disclosure.

### Notes:

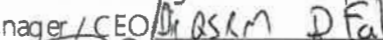
1. It is not intended that this report be used to compare performance of hospitals or hospital groups. Different hospitals specialise in treating patients with different and sometimes much more complex care needs, making comparisons between hospitals ineffective.
2. Metrics 1-3 measure infection control and staff hand hygiene practices in acute hospitals. These metrics are applied internationally as key indicators of infection control compliance. The targets for metrics 1 and 2 are international best practice targets. The target for metric 3 is an agreed target in the HSE's National Service Plan.
3. Metrics 4-8 measure access to and waiting times for services including emergency care, trauma care (for hip fractures), urgent endoscopy procedures and access to outpatient services. These metrics are based on national indicators and nationally agreed targets as set out in the HSE's National Service Plan.
4. Metric 9 and 10 measure clinical incidents reported to the National Incident Management System. A clinical incident is an event or circumstance which could have, or did lead to unintended and/ or unnecessary harm. Incidents include adverse events which result in harm; near misses which could have resulted in harm, but did not cause harm, either by chance or timely intervention. These metrics are indicators of patient safety in hospitals that are applied internationally.
5. Metric 11 is an indicator of medication safety in acute hospitals. This refers to any preventable event that may cause or lead to inappropriate use or patient harm while the medication is in the control of the healthcare professional or patient (WHO, 2009). The number of errors reported to the National Incident Management System is based on an internationally accepted metric applied in other countries.
6. The data reported includes maternity data where appropriate.




Feidhmeannacht na Seirbhíse Sláinte  
Health Service Executive


Hospital Name:		National Children's Hospital at Tallaght Hospital	Reporting Month		September 2017
Activity	Ref	Metric	Reporting Frequency	Target	This Month
Health Care Associated Infections	1	The rate per 10,000 bed days used of new cases of Hospital acquired Staph. aureus bloodstream infection	Monthly CPA51	Less than 1 per 10,000 bed days	0
	2	The rate per 10,000 bed days used of new cases of Hospital acquired C. difficile infection	Monthly CPA52	Less than 2 per 10,000 bed days	0
	3	The percentage of hospital staff compliance with the World Health Organisation's five moments of hand hygiene	Bi-annual CPA6	90%	NA
Surgery	4	The percentage of emergency hip fracture surgery carried out within 48 hours	Monthly A42	95%	NA
Emergency Care and Patient Experience Time	5	The percentage of patients who were waiting less than 24 hours in the Emergency Department	Monthly A29	100%	100%
	6	The percentage of patients aged 75 years or over who were admitted or discharged from the Emergency Department within 9 hours of registration	Monthly A30	100%	NA
Outpatient Waiting Times	7	The percentage of patients waiting less than 52 weeks for their first outpatient appointment	Monthly A23	85%	70.9%
Colonoscopy/ Gastrointestinal Service	8	Number of people waiting greater than 4 weeks for an urgent colonoscopy	Monthly A80	0	0
Incidents and Events	9	The rate per 1000 bed days used of clinical incidents reported in the month to the National Incident Management System.	Monthly	Not applicable	3,899
	10	The rate per 1000 bed days used of clinical incidents classified as major or extreme reported in the month to the National Incident Management System.	Monthly	Not applicable	0
	11	The rate per 1000 bed days used of medication incidents classified as major or extreme reported in the month to the National Incident Management System.	Monthly	Not applicable	0

The Hospital Patient Safety Indicator Report for National Children's Hospital at Tallaght Hospital provides up to date information for management and clinicians who provide services in relation to a range of patient safety issues for September 2017. The information in this Report is a core element of clinical governance and the management of hospital services within the above hospital and the Children's Hospital Group.

Hospital Manager / CEO:  Signature:

Group CEO:  Signature:

Signature:



Date: 20/11/2017

Date: 22/11/17



## Hospital Patient Safety Indicator Report

Hospital Name	Children's University Hospital Temple Street	Reporting Month	September 2017
---------------	--	-----------------	----------------

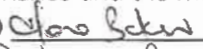

- This report details the hospital's performance against some national and international measures of patient safety in acute hospitals.
- The metrics cover activities and performance areas including infection rates, staff hand hygiene, waiting times and clinical incidents.
- This report supports each hospital and hospital group to ensure a culture of quality and patient safety.
- We publish this report each month to assure our patients and staff that we prioritise patient safety and open disclosure.



### Notes:

1. It is not intended that this report be used to compare performance of hospitals or hospital groups. Different hospitals specialise in treating patients with different and sometimes much more complex care needs, making comparisons between hospitals ineffective.
2. Metrics 1-3 measure infection control and staff hand hygiene practices in acute hospitals. These metrics are applied internationally as key indicators of infection control compliance. The targets for metrics 1 and 2 are international best practice targets. The target for metric 3 is an agreed target in the HSE's National Service Plan.
3. Metrics 4-8 measure access to and waiting times for services including emergency care, trauma care (for hip fractures), urgent endoscopy procedures and access to outpatient services. These metrics are based on national indicators and nationally agreed targets as set out in the HSE's National Service Plan.
4. Metric 9 and 10 measure clinical incidents reported to the National Incident Management System. A clinical incident is an event or circumstance which could have, or did lead to unintended and/ or unnecessary harm. Incidents include adverse events which result in harm; near misses which could have resulted in harm, but did not cause harm, either by chance or timely intervention. These metrics are indicators of patient safety in hospitals that are applied internationally.
5. Metric 11 is an indicator of medication safety in acute hospitals. This refers to any preventable event that may cause or lead to inappropriate use or patient harm while the medication is in the control of the healthcare professional or patient (WHO, 2009). The number of errors reported to the National Incident Management System is based on an internationally accepted metric applied in other countries.
6. The data reported includes maternity data where appropriate.

Hospital Name:		Children's University Hospital Temple Street	Reporting Month		September 2017
Activity	Ref	Metric	Reporting Frequency	Target	This Month
Health Care Associated Infections	1	The rate per 10,000 bed days used of new cases of Hospital acquired Staph. aureus bloodstream infection	Monthly CPA51	Less than 1 per 10,000 bed days	4.2
	2	The rate per 10,000 bed days used of new cases of Hospital acquired C. difficile infection	Monthly CPA52	Less than 2 per 10,000 bed days	0
	3	The percentage of hospital staff compliance with the World Health Organisation's five moments of hand hygiene	Bi-annual CPA6	90%	NA
Surgery	4	The percentage of emergency hip fracture surgery carried out within 48 hours	Monthly A42	95%	NA
Emergency Care and Patient Experience Time	5	The percentage of patients who were waiting less than 24 hours in the Emergency Department	Monthly A29	100%	98.7%
	6	The percentage of patients aged 75 years or over who were admitted or discharged from the Emergency Department within 9 hours of registration	Monthly A30	100%	NA
Outpatient Waiting Times	7	The percentage of patients waiting less than 52 weeks for their first outpatient appointment	Monthly A23	85%	66.2%
Colonoscopy/ Gastrointestinal Service	8	Number of people waiting greater than 4 weeks for an urgent colonoscopy	Monthly A80	0	0
Incidents and Events	9	The rate per 1000 bed days used of clinical incidents reported in the month to the National Incident Management System.	Monthly	Not applicable <i>26 Clinical Incidents</i>	0
	10	The rate per 1000 bed days used of clinical incidents classified as major or extreme reported in the month to the National Incident Management System.	Monthly	Not applicable	0
	11	The rate per 1000 bed days used of medication incidents classified as major or extreme reported in the month to the National Incident Management System.	Monthly	Not applicable	0

The Hospital Patient Safety Indicator Report for (Children's University Hospital Temple Street) provides up to date information for management and clinicians who provide services in relation to a range of patient safety issues for the month of (September) and year (2017). The information in this Report is a core element of clinical governance and the management of hospital services within the above hospital and the (Childrens' Hospital Group).

Hospital Manager / CEO   
Group CEO: 

Signature:   
Signature: 

Date: 27/11/17  
Date: 27/11/17





Feidhmeannacht na Seirbhíse Sláinte  
Health Service Executive

Hospital Name:		Our Ladys' Hospital, Crumlin	Reporting Month	September 2017 ✓	
Activity	Ref	Metric	Reporting Frequency	Target	This Month
Health Care Associated Infections	1	Rate of new cases of Hospital acquired Staph. aureus bloodstream infection	Monthly CPA51	Less than 1 per 10,000 bed days	4.1
	2	Rate of new cases of Hospital acquired C. difficile infection	Monthly CPA52	Less than 2 per 10,000 bed days	0
	3	Percentage of hospital staff compliance with the World Health Organisation's five moments of hand hygiene using the national hand hygiene audit tool	Bi-annual CPA6	90%	NA
Surgery	4	Percentage of emergency hip fracture surgery carried out within 48 hours	Monthly A42	95%	NA
Emergency Care and Patient Experience Time	5	Percentage of all attendees who are in ED less than 24 hours	Monthly A29	100%	99.8%
	6	Percentage of patients aged 75 years or over who were admitted or discharged from the Emergency Department within 9 hours of registration	Monthly A30	100%	NA
Outpatient Waiting Times	7	Percentage of patients waiting less than 52 weeks for first access to outpatient services	Monthly A23	85%	66.3%
Colonoscopy/ Gastrointestinal Service	8	Number of people waiting greater than 4 weeks for access to an urgent colonoscopy	Monthly A80	0	0%
Incidents and Events May 2017 data	9	The rate per 1000 bed days used of clinical incidents reported in the month to the National Incident Management System.	Monthly	Not applicable	10.38 ✓
	10	The rate per 1000 bed days used of clinical incidents classified as major or extreme reported in the month to the National Incident Management System.	Monthly	Not applicable	0
	11	The rate per 1000 bed days used of medication incidents classified as major or extreme reported in the month to the National Incident Management System.	Monthly	Not applicable	0

The Hospital Patient Safety Indicator Report for OLCHC provides up to date information for management and clinicians who provide services in relation to a range of patient safety issues for the month of September and year 2017. The information in this Report is a core element of clinical governance and the management of hospital services within the above hospital and the Childrens Hospital Group.

Hospital Manager / CEO *Aileen Shortt*

Signature:

Group CEO *Edith Hordeman*

Signature:

Date:

*22/12/2012*

Date:

*3/1/2018*