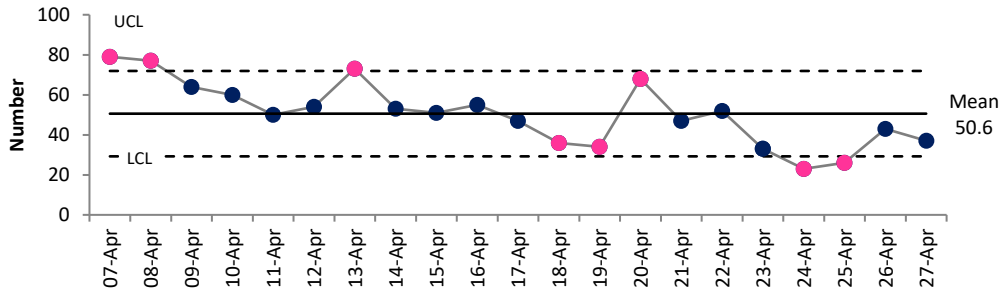


COVID-19 Data Summary, Wednesday 27th April 2022

Introduction:

As the COVID restrictions are eased, we will continue to monitor the situation closely to predict future pressures on the hospital system and to assess effectiveness of control measures.

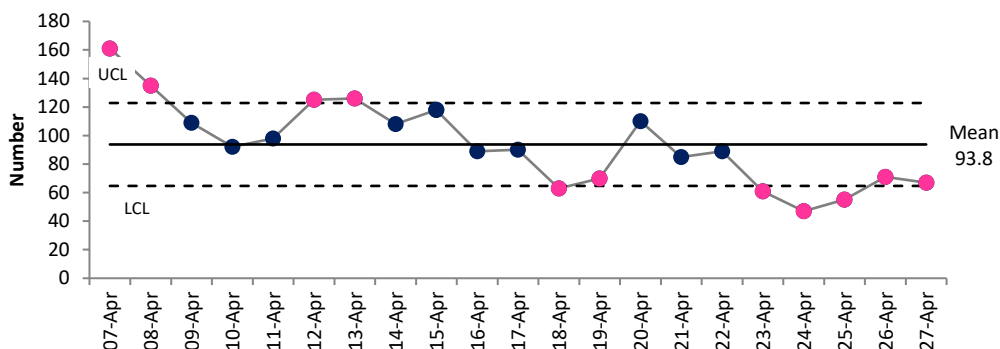
Number of hospital admissions of COVID positive patients during the previous 24 hours



The SPC chart shows admissions were higher than expected on 7th, 8th and 13th April. Signals of increase and decrease 18th-20th April reflect the bank holiday weekend. **Fewer admissions than expected were recorded 24th - 25th April.**

A total of 261 admissions over the past 7 days, **down 24% on the previous week** (344 admissions last week). **37** today

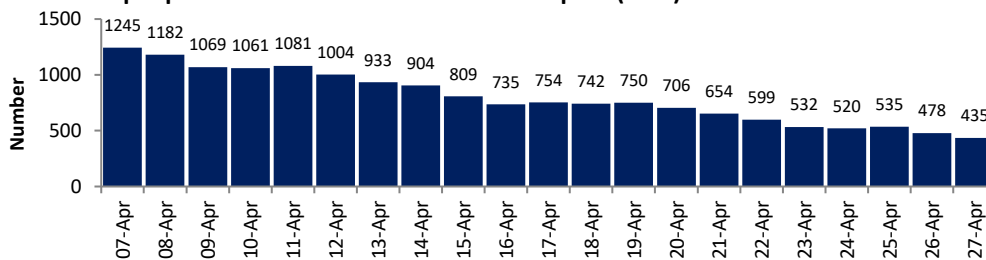
Number of new confirmed COVID cases in hospital, previous 24 hours



The SPC chart shows an average of 93.8 new confirmed COVID cases in hospital (includes admissions with known COVID & cases with COVID diagnosed after admission). Signals of increase were recorded in early April. **Signals of decrease were recorded over the bank holiday weekend 17th - 19th Apr and 23rd Apr to 27th Apr.**

67 new cases in hospital today. **A total of 475 new cases over the past 7 days** (an average of 68 per day), **down 27% on the previous week** (648).

Number of people with confirmed COVID-19 in hospital (8am)

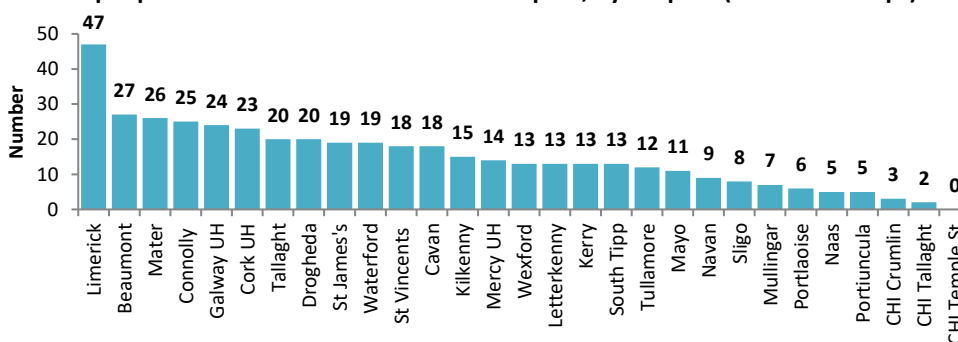


The number of people with COVID in hospital has **trended downwards significantly over the last 3 weeks.**

435 in hospital at 8am today.

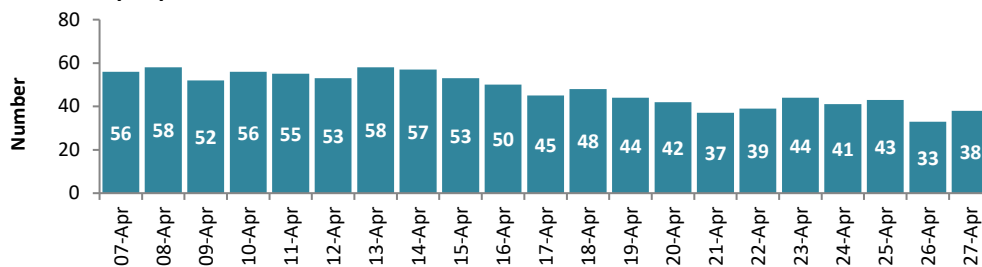
Down 38% on the same day last week and down 54% on the same day two weeks ago.

Number of people with confirmed COVID-19 in hospital, by hospital (8am on 27th Apr)



Of the 435 people with confirmed COVID-19 in hospital, **Limerick has the highest number (47 people)**, followed by Beaumont (27), the Mater (26), Connolly (25) and Galway UH (24).

Number of people with COVID-19 in critical care

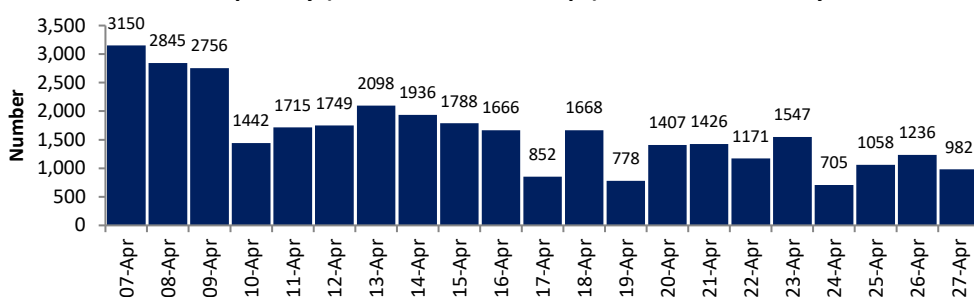


The number of people with COVID-19 in critical care has decreased this week.

Down 9.5% on this day last week.

Currently 38 in ICU (**down 4 on the same day last week**).
6 new admissions today.

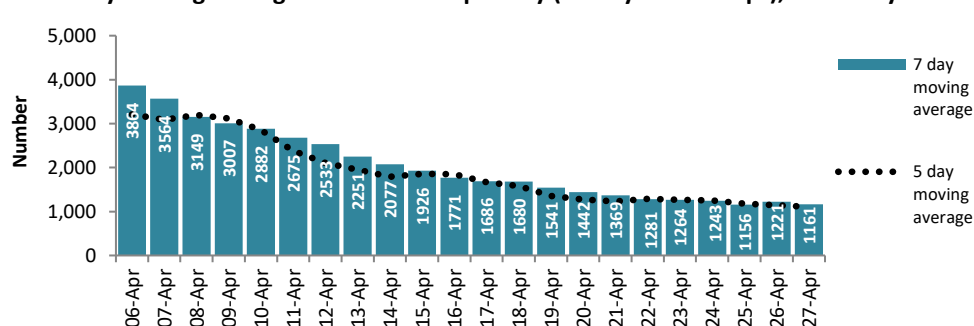
Number of new cases per day (last 3 weeks to 27th Apr), based on PCRs only



The number of new cases has decreased over the last week. **Down 20% on total cases (8,125) in last 7 days compared to week before (10,095).**

It is important to note the change in testing policy from 28th February with confirmatory PCR tests no longer required for most people, with the exception of certain groups.

5 and 7 day moving averages of new cases per day (14 days to 27th Apr), PCRs only

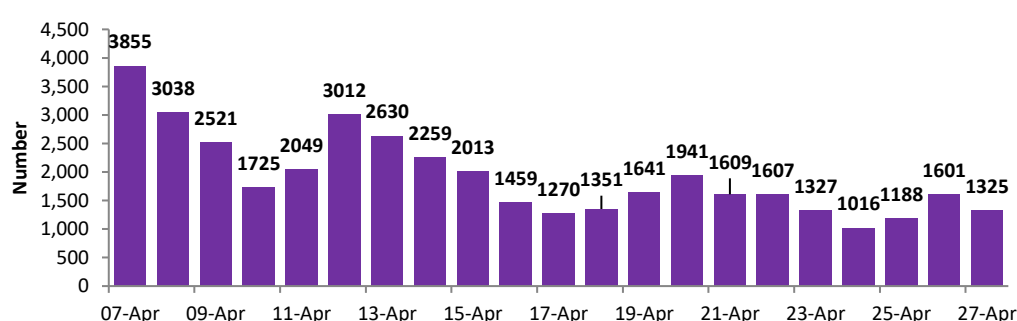


Compared to last week the 5 day moving average is down 13% and the 7 day moving average is down 20%.

Compared to previous 2 weeks, the 5 day average is down 43% and the 7 day average is down 48%.

Note change in testing policy from 28th February.

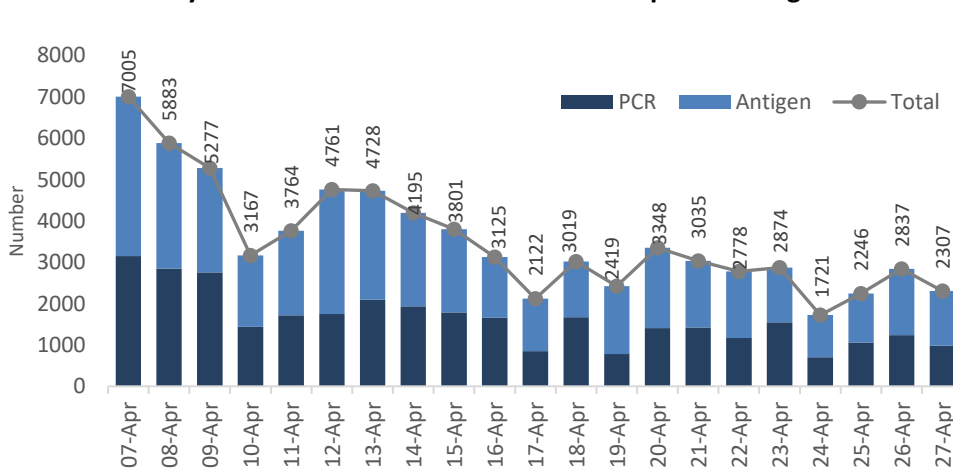
Number of people who registered positive antigen tests through the HSE portal



In addition to positive PCR results, 9,673 people have registered a positive antigen result on the HSE portal over the past 7 days (an average of 1,325 per day). **Compared to one week ago this is down 19% and compared to two weeks ago down 49%.**

Note the figures reported refer to the number of people who registered a positive test on the portal during the previous day.

Total Estimated daily case number: PCR results and self-reported antigen test results

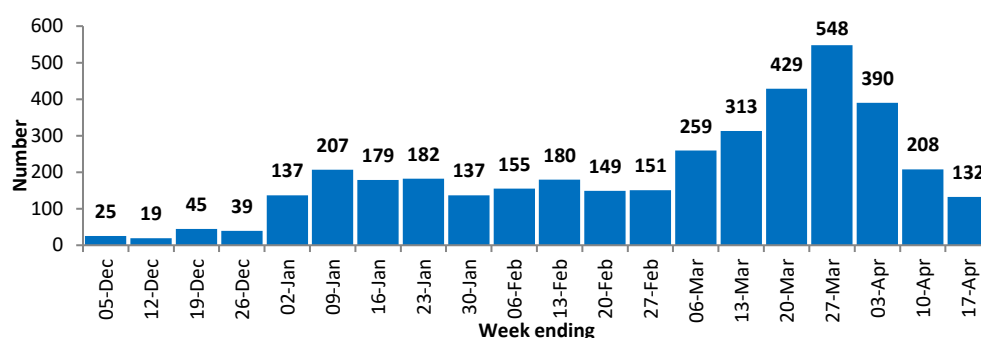


A daily case number can be estimated by combining total PCR results and Antigen test results. **2,307 estimated daily cases today, 982 PCR and 1,325 Antigen.**

17,798 estimated cases in the previous 7 days, down 19% on the preceding 7 days.

*These data are provisional, subject to validation & do not represent notified cases. Some duplication may occur due PCR confirmations of positive antigen tests.

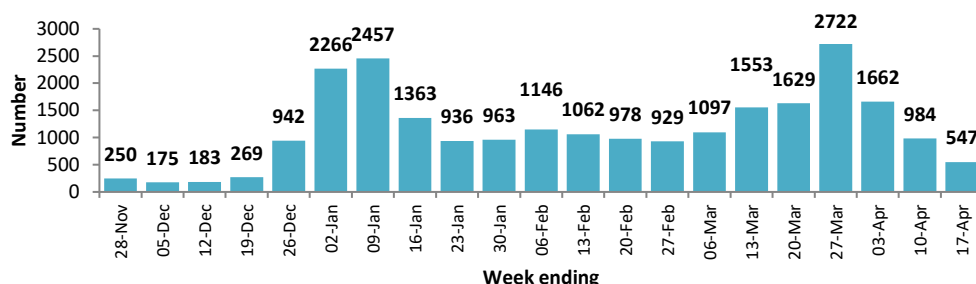
Number of hospital acquired cases of COVID-19 by week



The number of hospital acquired cases of COVID is decreasing. Down 37% compared to week ending 10th Apr and down 76% compared to week ending 3rd Apr.

The week ending 27th March recorded the highest level of hospital acquired cases (548), compared to the previous peak of 442 hospital acquired cases during the week ending 17th Jan 2021.

Number of new lab confirmed cases of COVID in hospital staff, by week

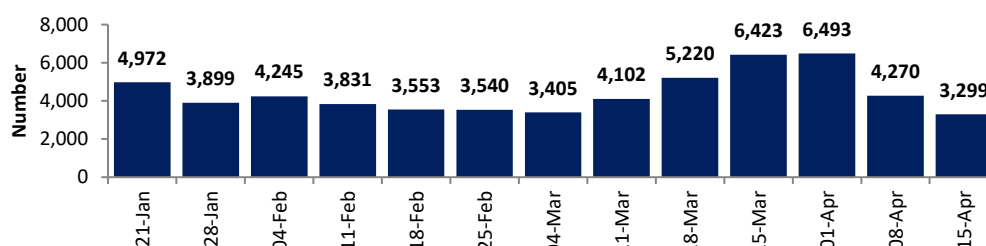


The number of new laboratory confirmed cases of COVID in hospital staff has decreased from a peak of 2,722 week ending 27th Mar to 547 week ending 17th Apr.

This is down 44% on week ending 10th Apr and down 67% on week ending 3rd Apr.

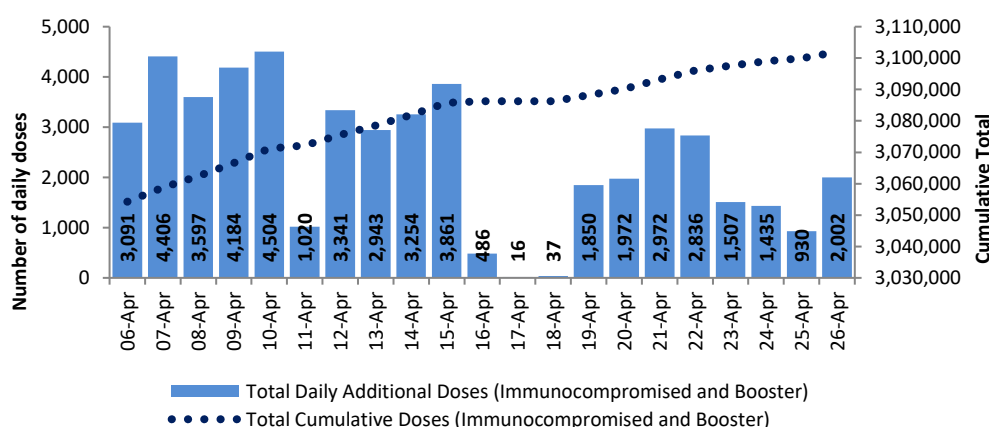
**Based on available unvalidated information from hospitals on confirmed cases among staff.*

Number of health service staff absent due to COVID-19



The number of staff absent due to a diagnosis of COVID has decreased in the latest reported week. 3,299 (2.2% of total workforce) for week ending 15th April, a decrease of 23% compared to week ending 8th of April.

Daily doses of COVID-19 Additional vaccinations, 6th Mar – 26th Apr

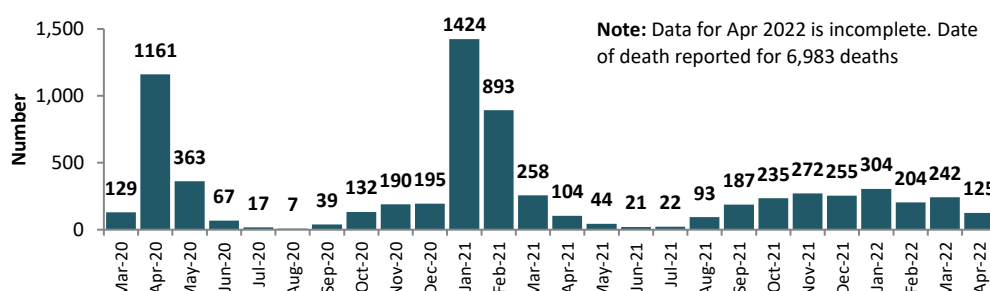


Up to 26th Apr, 3,101,970 additional dose vaccinations have been administered, 116,825 (3.8%) of which to the immunocompromised.

Over 65s and the immunocompromised have been eligible for a further additional dose since 21st Apr.

To date, 75,640 children aged 5-9 years and 49,022 children aged 10-11 years have received their 1st dose.

COVID-19 related deaths by month of death



The deaths of 7,016 people with confirmed, probable or possible COVID-19 have been reported to date (up to 23rd April).

The deaths of 242 people during the month of March 2022 have been reported to 16th April. 125 deaths have been recorded in April so far this month.

Key trends & recent changes:

- In the **7 days up to 27th April** there were **8,125 new cases** reported (**based on positive PCR results**); **down 20% on the previous week** (10,095 new cases in the 7 days up to 20th April). Compared to the previous week, the **5 day moving average is down 13% and compared to 2 weeks down 43%**.
- In addition, over the past 7 days 9,673 people reported a positive antigen test to the HSE portal (average of 1,382 per day). Compared to the previous week, the **reported positive antigens tests are down 19%**.

*It is important to note the change in testing policy with people aged 4-39 referred for antigen self-testing rather than PCR testing, and no longer needing a confirmatory PCR following a positive antigen test since 14th January. In addition, from 28th Feb the requirement to get a PCR test was removed for most people, with the exception of certain groups (including over 55s without a booster, immunocompromised, healthcare workers, those with high-risk medical conditions or pregnant, those living with or caring for someone with a weak immune system).

Hospital activity:

- The number of patients with confirmed COVID currently **in hospital at 8am on 27th April is down 24% compared to last week** (435 at 8am on 27th April, 706 at 8am on 20th April).
- Over the past 7 days there have been **261 admissions of COVID positive patients to hospital** (an average of 37 per day), **down 24% on the previous week** (344 new admissions in the 7 days up to 20th April).
- Data from the NOCA ICU Bed Information System shows that the number of **confirmed COVID cases in ICU is down 9.5% compared to this day last week**, (38 on 27th April, 42 on 20th April) and down 34% compared to two weeks ago.
- **In addition to patients in ICU, on 26th April 177 patients were receiving non-invasive ventilation outside ICU (30 patients with COVID and 147 non-COVID patients).**

Outbreaks (HSPC Epidemiology of COVID-19 Outbreaks/Clusters Report, 26th April):

- For the most recent week (up to 23rd April), there were **4 new outbreaks in acute hospitals notified**
- **There were 17 outbreaks in nursing homes notified**
- There were 2 new outbreak in community hospitals / long-term care facilities
- **There were 15 outbreaks in residential institutions notified**
- There were 1 outbreaks reported in other health care services
- There were no outbreaks associated with schools
- There were no outbreaks associated with childcare facilities
- In vulnerable groups there were 3 outbreaks in the Irish Traveller community

Note: notifications this period may have been delayed due to the four day Easter weekend.

Conclusion:

COVID positive patients in hospital, hospital admissions of COVID positive patients, and the number of new COVID confirmed cases in hospital in the last 24 hours continue to decrease. The number of people with COVID in critical care is has also decreased (down 9.5% this week) and daily admissions to ICU of COVID-19 positive patients exhibits statistically a significant reduction (see next page).

Estimated total cases are also trending down (19% down this week) driven by reductions in both antigen (down 19% this week) and PCR (down 20% this week) positives.

Over 3.1 million additional vaccine doses have been administered to date. Over 65s and the immunocompromised are now eligible for a further additional dose.