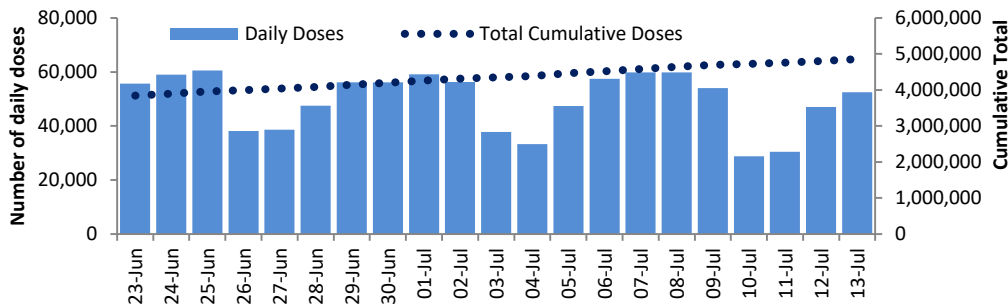


# COVID-19 Data Summary, Wednesday 14<sup>th</sup> July 2021

## Introduction:

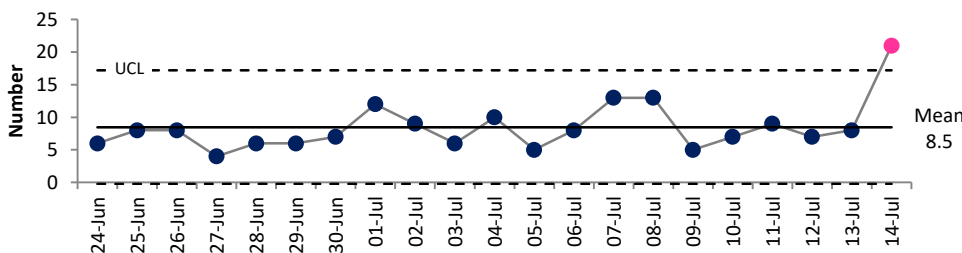
As restrictions continue to ease we will continue to monitor the situation closely to predict future pressures on the hospital system and to assess effectiveness of control measures.

### Daily & cumulative doses of COVID-19 vaccinations



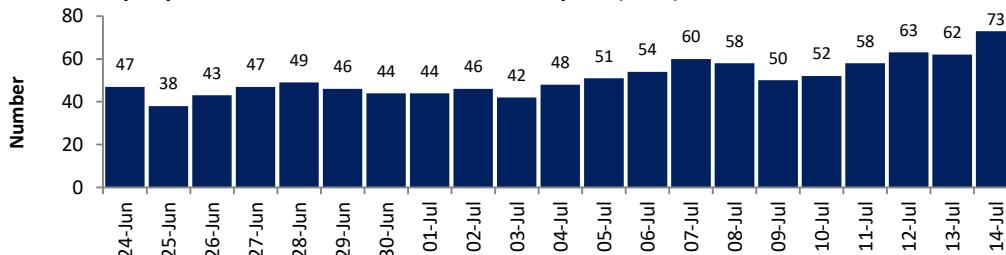
Up to 13<sup>th</sup> July, **4,854,745 COVID vaccine doses have been administered (2,657,438 first doses, 2,125,192 second doses and 72,115 single doses)**. In the **7 days up to 13<sup>th</sup> July a total of 332,415 doses were administered (average of 47,488 per day), down 4.3% on the previous 7 days.**

### Number of new confirmed COVID cases in hospital during the previous 24 hours



The SPC chart shows that the number of new confirmed COVID cases in hospital has been stable over the past 3 weeks, with the exception of **14<sup>th</sup> July which was above the upper control limit, i.e. higher than expected (21 new confirmed cases)**.

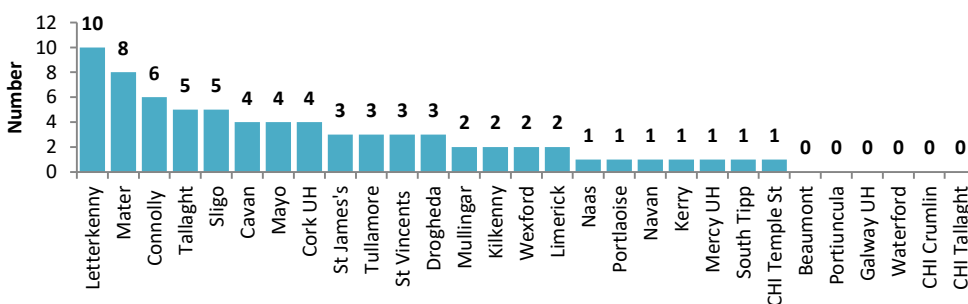
### Number of people with confirmed COVID-19 in hospital (8am)



The number of people with COVID in hospital fluctuates by day (usually higher at weekends) but **overall is trending upwards slowly**.

**73 in hospital at 8am today, up 22% on the same day last week.**

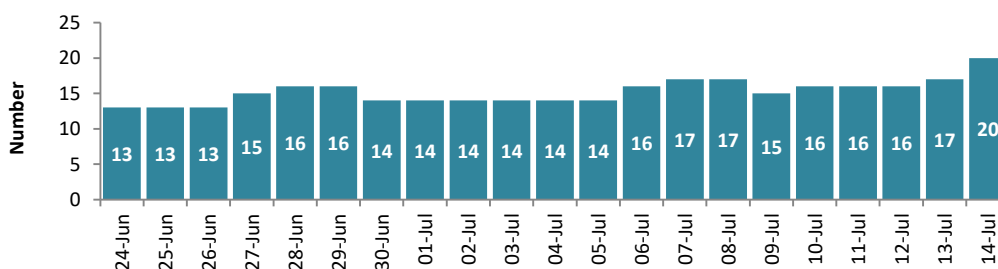
### Number of confirmed COVID-19 cases in hospital by hospital (8am on 14<sup>th</sup> July)



Of the 73 people in hospital with confirmed COVID, 10 are in Letterkenny, 8 in the Mater and 6 in Connolly Hospital.

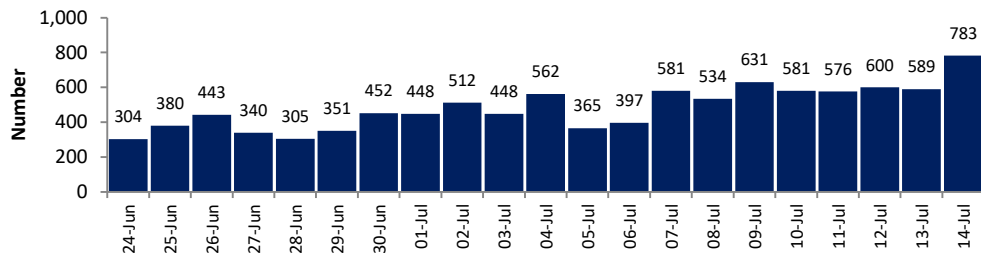
6 hospitals currently have no patients with confirmed COVID.

### Number of people with COVID-19 in critical care



The number with COVID-19 in critical care has been **relatively stable over the past 3 weeks, although there are signs of a slow increase**. Currently 20 in ICU (up from 17 on the same day last week) with **2 new admissions today**.

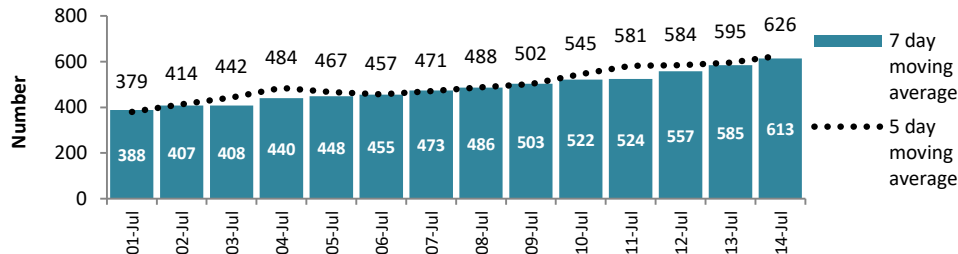
**Number of new cases per day (last 3 weeks)**



The number of new cases fluctuates by day but overall is now trending upwards.

**New cases this week are up 30% on the previous week.**

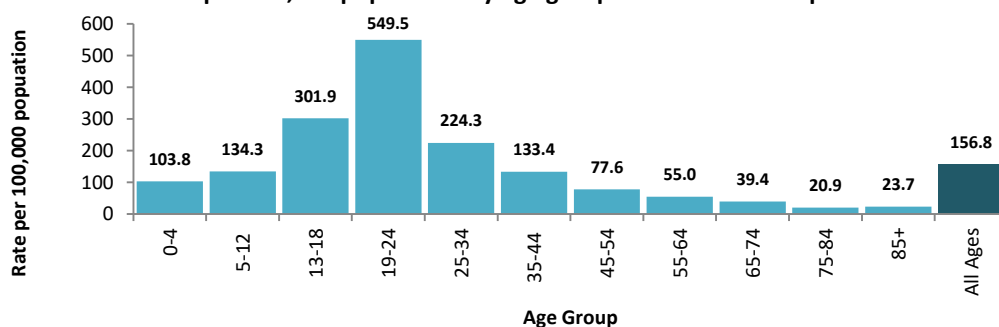
**5 and 7 day moving averages of new cases per day (last 14 days)**



Compared to last week, the **5 day average is up 33%** and the **7 day average is up 30%**.

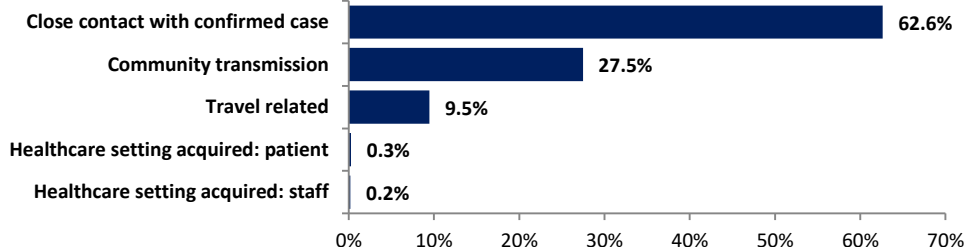
Compared to 2 weeks ago, the **5 day average is up 65%** and the **7 day average is up 67%**.

**Rate of new cases per 100,000 population by age group notified over the past 2 weeks**



Compared to last week the **overall 14 day incidence rate is up 29%**. The 14 day incidence rate is **highest among 19-24 year olds (up 43% on last week)**. Compared to last week the rates for all age groups increased, with the exception of 5-12 year olds. The rate among 13-18 year olds increased by 74%.

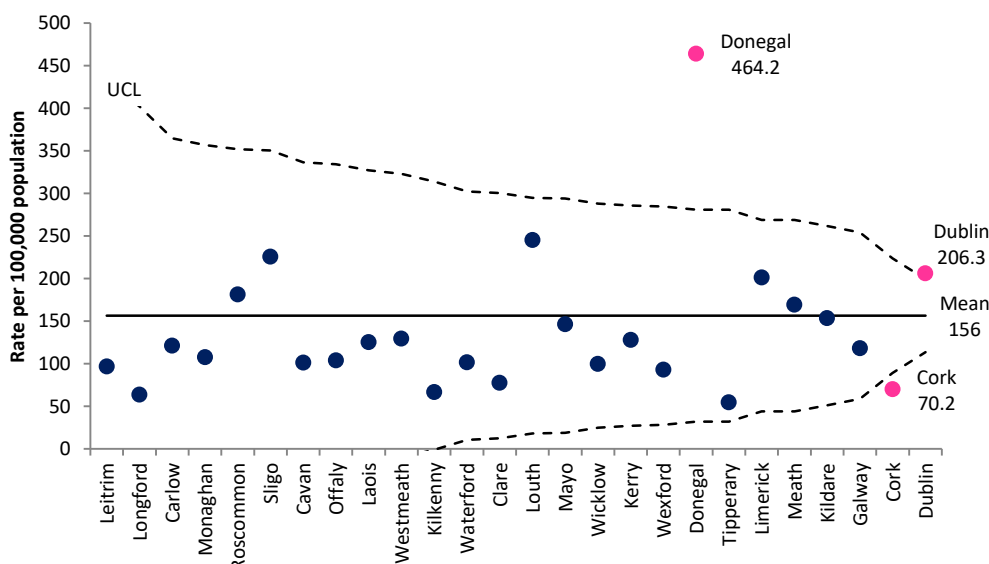
**Most likely transmission source of new cases notified over the past 2 weeks**



**Note:** Transmission source remains under investigation for 11% of cases. The percentages above are based on those with known transmission source. Transmission source should be interpreted with caution as data may not be updated based on additional investigations undertaken by Departments of Public Health.

Of 6,623 new cases with known most likely transmission source notified within the past 2 weeks, 4,147 (62.6%) were close contacts. 626 (9.5%) were travel related. 31 (0.5%) were acquired in healthcare settings (18 patients & 13 staff), and 1,819 (27.5%) were community transmission (no other identified source).

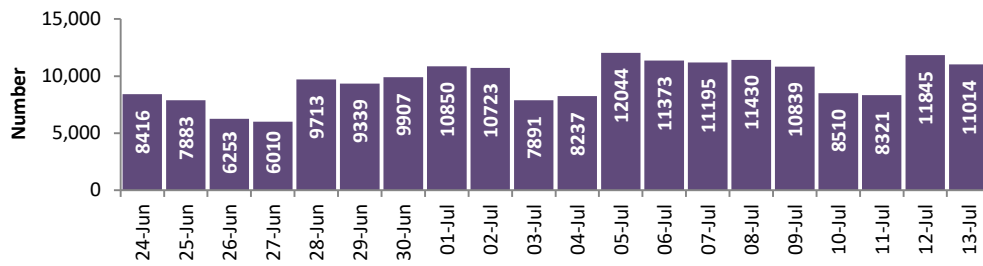
**14-day incidence rate per 100,000 population by county notified from 30 June – 13 July**



The SPC funnel plot shows that the rates of new cases in all counties are within the expected range of variation when compared to the national average, **with the exception of Donegal & Dublin which are above the upper control limit, and Cork which is below the lower control limit.**

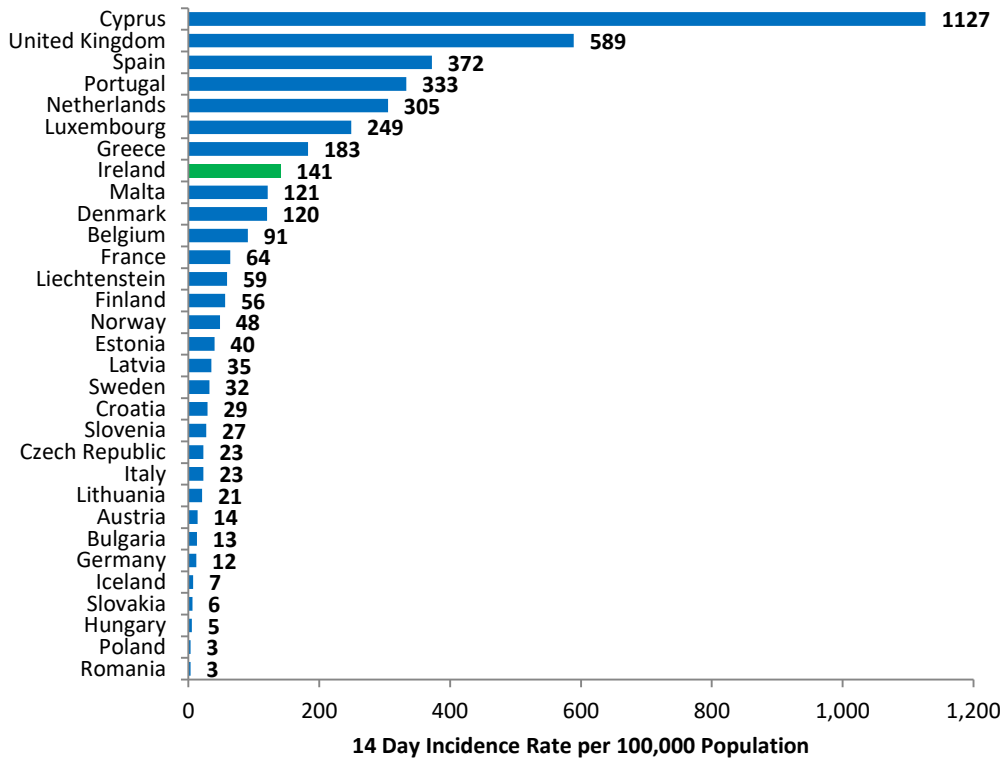
This is a signal that the current 14 day rates in Donegal & Dublin are higher than expected relative to the national rate, and the rate in Cork is lower than expected relative to the national average.

### Number of community referrals for COVID-19 testing



Community referrals for COVID testing have increased over the past 2 weeks, with an average of 10,299 referrals per day since 30<sup>th</sup> June. Referrals for the most recent 7 days were up 3% on the previous 7 days.

### 14-day COVID-19 rates per 100,000 population EU/EEA & UK (WHO Data, 13<sup>th</sup> July)



Data from the WHO on COVID incidence rates within Europe shows that the **14 day incidence rate in Ireland has increased by 50% compared to 2 weeks ago and is now 8th highest out of the 31 countries (6<sup>th</sup> highest last week).**

The 14 day incidence rates in **18 of the 31 countries have increased compared to 2 weeks ago**. Rates have decreased in 13 countries.

Compared to 2 weeks ago, **11 countries have had increases of over 100%, indicating that their rates have more than doubled in 2 weeks.**

### Key trends & recent changes:

- In the **7 days up 14<sup>th</sup> July** there were 4,294 new cases reported; **up 30% on the previous week** (3,313 new cases in the 7 days up to 7<sup>th</sup> July).
- **57.5% of new cases over the past 2 weeks were among people ages 19-44 years**. 29.5% of new cases over the past 2 weeks were among children aged 0-18 years. 10.3% of new cases were among people age 45-64 years and 2.7% were among people aged 65 and over.
- The 14 day incidence rate is currently 156.8 per 100,000. This varies significantly by age group, and for 0-34 year olds is 245 per 100,000, compared to 93.6 per 100,000 among 35-64 year olds and 32 per 100,000 among people aged 65 and over.

### Hospital activity:

- The number of patients with confirmed COVID currently **in hospital is up 22% compared to last week** (73 at 8am on 14<sup>th</sup> July, 60 at 8am on 7<sup>th</sup> July). There are 145 beds available.
- Data from the NOCA ICU Bed Information System shows that the number of **confirmed COVID cases in ICU is up 18% compared to last week, although absolute numbers remain low** (20 on 14<sup>th</sup> July, 17 on 7<sup>th</sup> July). Of the 20 patients with COVID in ICU, 11 are ventilated. There are 260 adult critical care beds occupied, with 33 adult critical care beds available.

**Outbreaks:**

- For the most recent week (ending 10<sup>th</sup> July), there was **1 new outbreak in a hospital** notified, with 2 linked cases.
- There were no new outbreaks in nursing homes or community hospitals / long-stay units.
- There were 2 new outbreaks in residential institutions notified, with 3 linked cases each.
- There were **3 new outbreaks among members of the Irish traveller community**, with 41 linked cases.
- There were **8 new outbreaks associated with primary schools with 43 linked cases.**
- There were **8 new outbreaks associated with childcare facilities with 21 linked cases.**
- Note data on outbreaks are provisional and subject to ongoing review, validations and updating.

**Conclusion:**

We continue to see an increasing trend in the number of new COVID cases reported and in the associated 14 day incidence rate. While the numbers of patients in hospital and in ICU are also trending upwards, the increase is at a slower rate than the increase in cases. The average age of new cases over the past 14 days is 27 years old, with 87% of cases occurring in people aged under 45 and 13% of cases occurring in people aged 45 and over. This compares to an average age of 40 during the peak in January, with approximately 40% of cases occurring in people aged 45 and over during that time. Data available to us for this report does not enable us to analyse hospitalised cases by age or by vaccination status at this point.