



Feidhmeannacht na Seirbhíse Sláinte  
Health Service Executive



## Smoking Prevalence Tracker Jan. – June 2016 Infographic

NOTE: Tracker has changed to a quarterly survey since March 2016

Survey carried out by Ipsos MRBI on behalf of the HSE

### Headline Data

Smoking Prevalence: 18.6%

E Cigarette Use: 4.5%

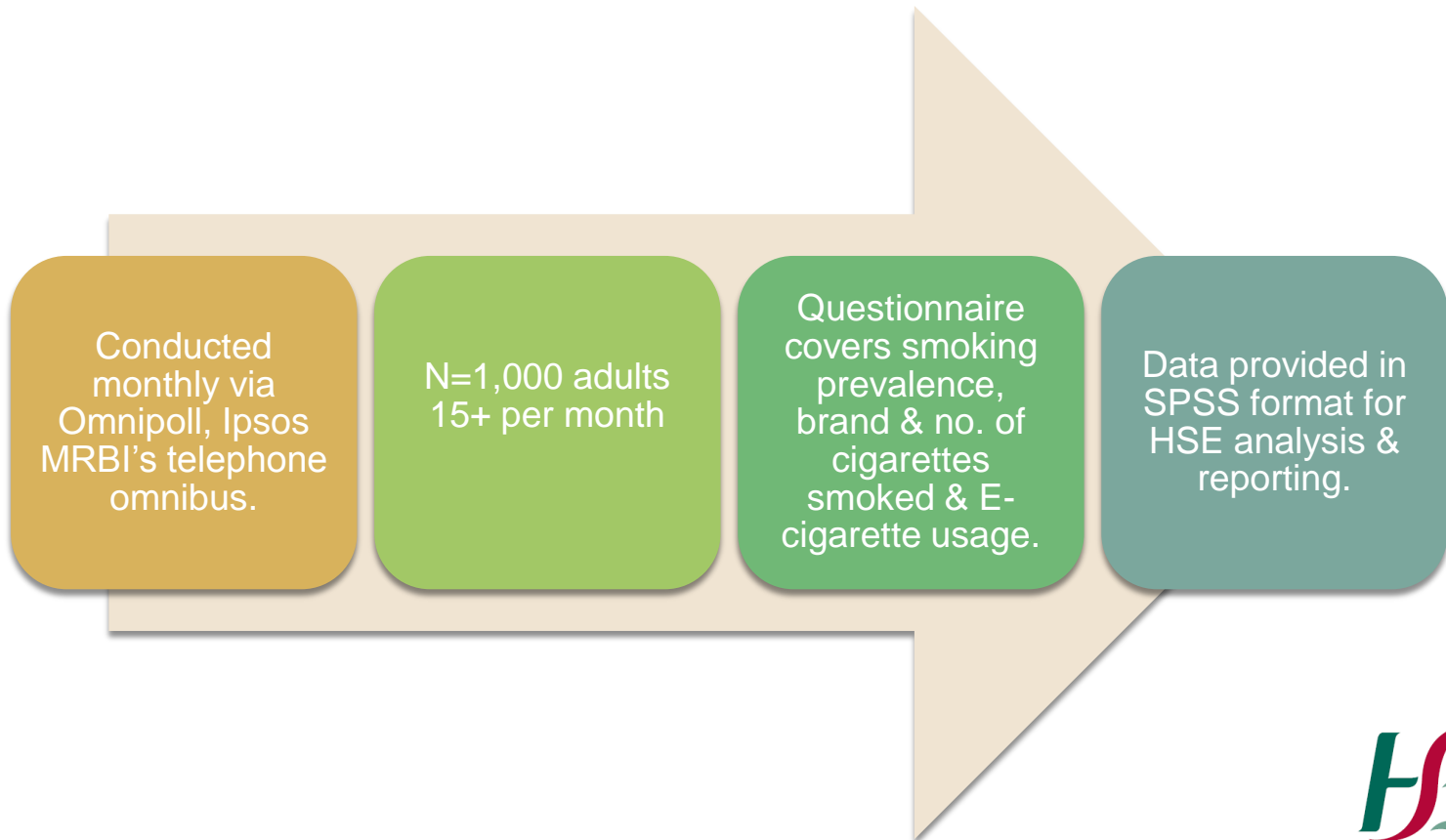
Roll Your Own (RYO): 29.7%  
(% of Smokers using RYO)



# Smoking Prevalence Tracker - Methodology

**Commenced July 2002**

**(Tracker has changed to a quarterly survey since March 2016)**

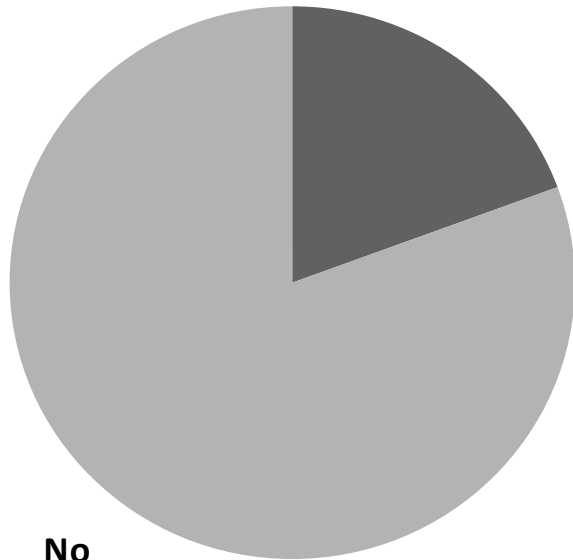


# Cigarette Smoking Prevalence

Q.1 Do you smoke one or more cigarettes each week, whether packaged or roll your own?

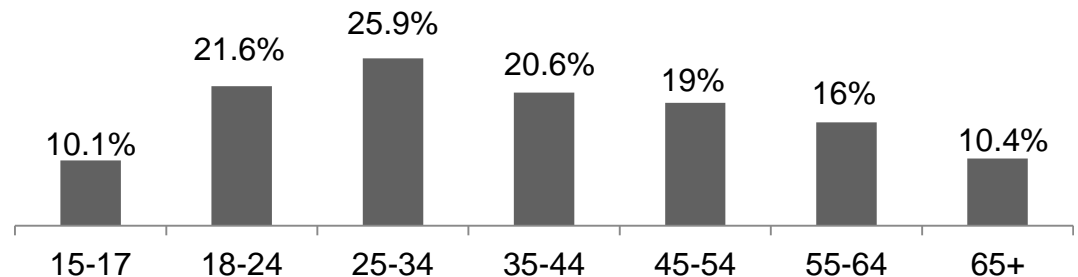

Smoke one or more cigarettes each week?

Smokers ■



Yes  
18.6%

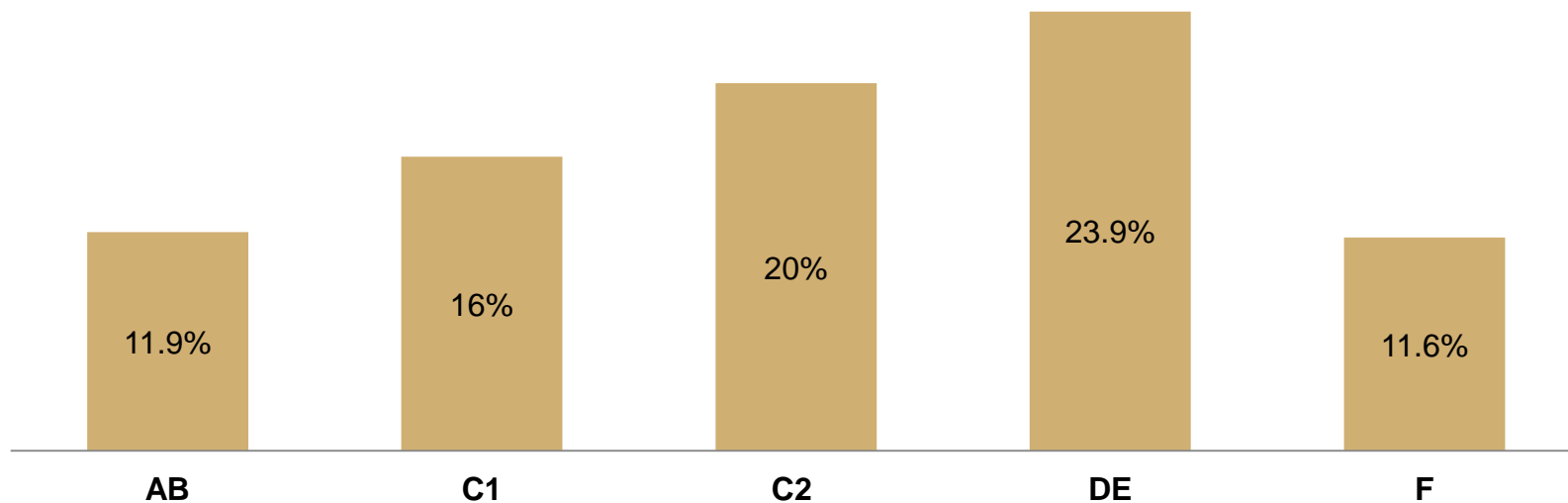
Gender



# Cigarette Smoking Prevalence by Socio-Economic Group

Q.1 Do you smoke one or more cigarettes each week, whether packaged or roll your own?

## Socio-Economic Group



Smoking prevalence is highest amongst those in the C2 and DE socio-economic groups, with those in the F & AB categories being least likely to smoke.

Social Class Categorisation Source: AIMRO Standard Guide for Social Class  
– Further details available on HSE website