

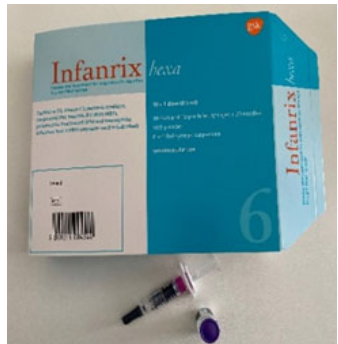

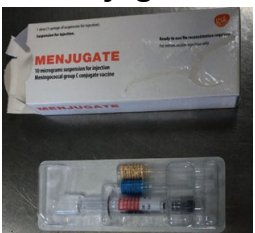






Vaccine Type	Presentation	Contents	Preparation
<b>MenB Vaccine</b> (Meningococcal B Vaccine)	<b>Bexsero</b> 	Prefilled syringe with MenB 2 provided unattached needles, blue (23G-25mm) and orange (25G- 16mm)	<b>Ready to Use</b> Attach 23G-25mm (blue) needle to syringe. Administer.
<b>Tdap/IPV</b> Booster reduced content (diphtheria, tetanus and pertussis in combination with poliomyelitis antigens).	<b>IPV BOOSTRIX</b> 	Prefilled syringe with Tdap/IPV Provided unattached needle, blue (23G- 25mm)	<b>Ready to Use</b> Attach 25G-25mm needle to syringe. Administer
<b>6 in 1 Vaccine</b> (Diphtheria, Tetanus, Whooping Cough (Pertussis) Hib (Haemophilus influenzae b) Polio (Inactivated poliomyelitis), Hepatitis B)	<b>Infanrix hexa</b> 	10 Prefilled syringes with DTaP/IPV/HepB x1 dose 10 Vials containing Hib powder x 1 dose 20 provided unattached needles orange (25G-25mm)	<b>Reconstitution required:</b> Attach needle to syringe. Insert contents of prefilled syringe into vial. Mix and then draw back into syringe. Change the needle. Administer.
<b>Hib/MenC</b> (Haemophilus influenzae b and Meningococcal C combined vaccine)	<b>Menitorix</b> 	Prefilled syringe with diluent Vial containing Hib/MenC powder 2 provided unattached needles, green (21G-40mm) and blue (23G-25mm)	<b>Reconstitution required:</b> Attach the green needle to syringe. Insert contents of prefilled syringe into vial. Mix and then draw back into syringe. Replace the green needle with the blue needle. Administer
<b>MenC Vaccine</b> (Meningococcal C Vaccine)	<b>Menjugate</b> 	Prefilled syringe with MenC 2 provided unattached needles, blue (23G-25mm) and orange (25G- 16mm)	<b>Ready to use.</b> Attach 23G-25mm (blue) needle to syringe. Administer




**NOTE - VACCINES SHOULD BE RECONSTITUTED AS RECOMMENDED BY THE VACCINE MANUFACTURER.**

**RECONSTITUTED VACCINES SHOULD NOT BE MIXED IN THE SAME SYRINGE WITH OTHER RECONSTITUTED VACCINES OR WITH OTHER PREFILLED VACCINES**

Vaccine Type	Presentation	Contents	Preparation
<b>MMR</b> (Measles Mumps Rubella)	<b>MMRVaxPro</b> 	Prefilled syringe with diluent Vial containing MMR powder 2 provided unattached needles, orange (25G-16mm) and blue (23G-25mm).	<b>Reconstitution required:</b> Attach needle to syringe. Insert contents of prefilled syringe into vial. Mix and then draw back into syringe. Change the needle. Administer
<b>MMR</b> (Measles Mumps Rubella)	<b>Priorix</b> 	10 Prefilled syringes with diluent 10 Vials containing MMR powder 20 provided unattached needles- 2x dose, orange (25G-25mm)	<b>Reconstitution required:</b> Attach needle to syringe. Insert contents of prefilled syringe into vial. Mix and then draw back into syringe. Change the needle. Administer
<b>PCV</b> (Pneumococcal Conjugate Vaccine)	<b>Prevenar 13</b> 	10 Prefilled syringe with PCV 10 provided unattached needles, orange (25G-25mm)	<b>Ready to use.</b> Attach needle to syringe. Administer
<b>Rotavirus oral vaccine</b>	<b>Rotarix</b> 	Oral suspension in a squeezable tube x10 (polyethylene) fitted with a membrane and a tube cap. Ready to use. Oral use. Do not inject.	<b>Ready to use.</b> Pull off the cap and flick the top of the tube until it is clear of any liquid. Hold the tube upright and turn the cap upside down (180°) - see the small spike inside the top of the cap Turn the cap upside down (180°), press the cap down to pierce the membrane then lift off the cap- there should be a hole at the top of the tube Position the child to give the vaccine sat and leaning slightly backwards Squeeze the liquid gently into the side of the child's mouth - towards the inside of their cheek. (squeeze the tube a few times to get all of the vaccine out) - it is okay if a drop remains in the tip of the tube.

**NOTE - VACCINES SHOULD BE RECONSTITUTED AS RECOMMENDED BY THE VACCINE MANUFACTURER.**

**RECONSTITUTED VACCINES SHOULD NOT BE MIXED IN THE SAME SYRINGE WITH OTHER RECONSTITUTED VACCINES OR WITH OTHER PREFILLED VACCINES**

Vaccine Type	Presentation	Contents	Preparation
<b>4 in 1 Vaccine</b> Booster against diphtheria, polio, tetanus and whooping cough (pertussis)	<b>Tetravac</b> 	1 prefilled syringe 1 provided unattached needle blue (23G-25mm)	<b>Ready to use.</b> Attach needle to syringe. Administer.
<b>HPV vaccine</b> Human Papilloma Virus	<b>Gardasil 9</b> 	1 prefilled syringe 2 provided unattached needles orange (25G-16mm) and blue (23G-25mm).	<b>Ready to use.</b> Attach needle blue (23G-25mm) to syringe. Administer
<b>MenACWY vaccine</b> Meningococcal C and types A, W and Y	<b>Nimenrix</b> 	1 pre-filled syringe with solvent 1 vial with MenACWY powder 2 provided unattached needles, blue (23G-25mm) and orange (25G- 16mm).	<b>Reconstitution required:</b> Attach the needle to the syringe Add the entire content of the pre-filled syringe of solvent to the vial containing the powder Shake well and then draw back into syringe. Change the needle.

**NOTE - VACCINES SHOULD BE RECONSTITUTED AS RECOMMENDED BY THE VACCINE MANUFACTURER.**

**RECONSTITUTED VACCINES SHOULD NOT BE MIXED IN THE SAME SYRINGE WITH OTHER RECONSTITUTED VACCINES OR WITH OTHER PREFILLED VACCINES**