



Hospital Name:		Mater Misericordiae University Hospital (MMUH)	Reporting Month		January 2019
Activity	Ref	Metric	Reporting Frequency	Target	This Month
Health Care Associated Infections	1	The rate per 10,000 bed days used of new cases of Hospital acquired Staph. aureus bloodstream infection	Monthly CPA51	Less than 1 per 10,000 bed days	0.53
	2	The rate per 10,000 bed days used of new cases of Hospital acquired C. difficile infection	Monthly CPA52	Less than 2 per 10,000 bed days	4.2
	3	The percentage of hospital staff compliance with the World Health Organisation's five moments of hand hygiene	Bi-annual CPA6	90%	88.1%
Surgery	4	The percentage of emergency hip fracture surgery carried out within 48 hours	Monthly A42	95%	100%
Emergency Care and Patient Experience Time	5	The percentage of patients who were waiting less than 24 hours in the Emergency Department	Monthly A29	100%	91.9%
	6	The percentage of patients aged 75 years or over who were admitted or discharged from the Emergency Department within 9 hours of registration	Monthly A30	100%	53.5%
Outpatient Waiting Times	7	The percentage of patients waiting less than 52 weeks for their first outpatient appointment	Monthly A23	85%	62.3%
Colonoscopy/ Gastrointestinal Service	8	Number of people waiting greater than 4 weeks for an urgent colonoscopy	Monthly A80	0	3
Incidents and Events	9	The rate per 1000 bed days used of clinical incidents reported in the month to the National Incident Management System.	Monthly	Not applicable	7.35
	10	The rate per 1000 bed days used of clinical incidents classified as major or extreme reported in the month to the National Incident Management System.	Monthly	Not applicable	
	11	The rate per 1000 bed days used of medication incidents classified as major or extreme reported in the month to the National Incident Management System.	Monthly	Not applicable	0

The Hospital Patient Safety Indicator Report for **MMUH** provides up to date information for management and clinicians who provide services in relation to a range of patient safety issues for the month of **January** and year **2019**. The information in this Report is a core element of clinical governance and the management of hospital services within the above hospital and the **Ireland East Hospital Group (IEHG)**.

Hospital Manager / CEO Gordon Dunne Signature: _____

Date: _____

Group CEO: Mary Day Signature: _____

Date: _____

09/04/2019

Hospital Name:		St. Vincent's University Hospital (SVUH)	Reporting Month		January 2019
Activity	Ref	Metric	Reporting Frequency	Target	This Month
Health Care Associated Infections	1	The rate per 10,000 bed days used of new cases of Hospital acquired Staph. aureus bloodstream infection	Monthly CPA51	Less than 1 per 10,000 bed days	1.1
	2	The rate per 10,000 bed days used of new cases of Hospital acquired C. difficile infection	Monthly CPA52	Less than 2 per 10,000 bed days	1.1
	3	The percentage of hospital staff compliance with the World Health Organisation's five moments of hand hygiene	Bi-annual CPA6	90%	92.9%
Surgery	4	The percentage of emergency hip fracture surgery carried out within 48 hours	Monthly A42	95%	100% Dec
Emergency Care and Patient Experience Time	5	The percentage of patients who were waiting less than 24 hours in the Emergency Department	Monthly A29	100%	91.5%
	6	The percentage of patients aged 75 years or over who were admitted or discharged from the Emergency Department within 9 hours of registration	Monthly A30	100%	48.4%
Outpatient Waiting Times	7	The percentage of patients waiting less than 52 weeks for their first outpatient appointment	Monthly A23	85%	82.5%
Colonoscopy/ Gastrointestinal Service	8	Number of people waiting greater than 4 weeks for an urgent colonoscopy	Monthly A80	0	0
Incidents and Events	9	The rate per 1000 bed days used of clinical incidents reported in the month to the National Incident Management System.	Monthly	Not applicable	10.21
	10	The rate per 1000 bed days used of clinical incidents classified as major or extreme reported in the month to the National Incident Management System.	Monthly	Not applicable	0.0
	11	The rate per 1000 bed days used of medication incidents classified as major or extreme reported in the month to the National Incident Management System.	Monthly	Not applicable	0.0

The Hospital Patient Safety Indicator Report for **SVUH** provides up to date information for management and clinicians who provide services in relation to a range of patient safety issues for the month of **January** and year **2019**. The information in this Report is a core element of clinical governance and the management of hospital services within the above hospital and the **Ireland East Hospital Group (IEHG)**.

Hospital Manager / CEO *Kay Connolly* Signature:

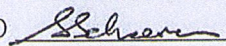


Group CEO: Mary Day Signature:

Date: 8/4/2019

Date: 09/04/2019

Hospital Name:		Regional Hospital Mullingar (RHM)	Reporting Month		January 2018
Activity	Ref	Metric	Reporting Frequency	Target	This Month
Health Care Associated Infections	1	The rate per 10,000 bed days used of new cases of Hospital acquired Staph. aureus bloodstream infection	Monthly CPA51	Less than 1 per 10,000 bed days	0.0
	2	The rate per 10,000 bed days used of new cases of Hospital acquired C. difficile infection	Monthly CPA52	Less than 2 per 10,000 bed days	0.0
	3	The percentage of hospital staff compliance with the World Health Organisation's five moments of hand hygiene	Bi-annual CPA6	90%	94.8%
Surgery	4	The percentage of emergency hip fracture surgery carried out within 48 hours	Monthly A42	95%	N/A
Emergency Care and Patient Experience Time	5	The percentage of patients who were waiting less than 24 hours in the Emergency Department	Monthly A29	100%	98.6%
	6	The percentage of patients aged 75 years or over who were admitted or discharged from the Emergency Department within 9 hours of registration	Monthly A30	100%	70.9%
Outpatient Waiting Times	7	The percentage of patients waiting less than 52 weeks for their first outpatient appointment	Monthly A23	85%	71.7%
Colonoscopy/ Gastrointestinal Service	8	Number of people waiting greater than 4 weeks for an urgent colonoscopy	Monthly A80	0	0
Incidents and Events	9	The rate per 1000 bed days used of clinical incidents reported in the month to the National Incident Management System.	Monthly	Not applicable	11.83
	10	The rate per 1000 bed days used of clinical incidents classified as major or extreme reported in the month to the National Incident Management System.	Monthly	Not applicable	0.17
	11	The rate per 1000 bed days used of medication incidents classified as major or extreme reported in the month to the National Incident Management System.	Monthly	Not applicable	0.0

The Hospital Patient Safety Indicator Report for RHM provides up to date information for management and clinicians who provide services in relation to a range of patient safety issues for the month of January and year 2019. The information in this Report is a core element of clinical governance and the management of hospital services within the above hospital and the Ireland East Hospital Group (IEHG).

Hospital Manager / CEO:  Signature: 
Group CEO: Mary Day Signature: 

Date: 12/4/19.
Date: 12/04/2019

Hospital Name:		St Luke's General Hospital Kilkenny (SLK)	Reporting Month		January 2019
Activity	Ref	Metric	Reporting Frequency	Target	This Month
Health Care Associated Infections	1	The rate per 10,000 bed days used of new cases of Hospital acquired Staph. aureus bloodstream infection	Monthly CPA51	Less than 1 per 10,000 bed days	0.0
	2	The rate per 10,000 bed days used of new cases of Hospital acquired C. difficile infection	Monthly CPA52	Less than 2 per 10,000 bed days	1.3
	3	The percentage of hospital staff compliance with the World Health Organisation's five moments of hand hygiene	Bi-annual CPA6	90%	90.5%
Surgery	4	The percentage of emergency hip fracture surgery carried out within 48 hours	Monthly A42	95%	N/A
Emergency Care and Patient Experience Time	5	The percentage of patients who were waiting less than 24 hours in the Emergency Department	Monthly A29	100%	99.9%
	6	The percentage of patients aged 75 years or over who were admitted or discharged from the Emergency Department within 9 hours of registration	Monthly A30	100%	94.7%
Outpatient Waiting Times	7	The percentage of patients waiting less than 52 weeks for their first outpatient appointment	Monthly A23	85%	88.8%
Colonoscopy/ Gastrointestinal Service	8	Number of people waiting greater than 4 weeks for an urgent colonoscopy	Monthly A80	0	0
Incidents and Events	9	The rate per 1000 bed days used of clinical incidents reported in the month to the National Incident Management System.	Monthly	Not applicable	7.21
	10	The rate per 1000 bed days used of clinical incidents classified as major or extreme reported in the month to the National Incident Management System.	Monthly	Not applicable	0.39
	11	The rate per 1000 bed days used of medication incidents classified as major or extreme reported in the month to the National Incident Management System.	Monthly	Not applicable	0.0

The Hospital Patient Safety Indicator Report for **SLK** provides up to date information for management and clinicians who provide services in relation to a range of patient safety issues for the month of **January** and year **2019**. The information in this Report is a core element of clinical governance and the management of hospital services within the above hospital and the **Ireland East Hospital Group (IEHG)**.

Hospital Manager / CEO Elena Toner Signature: Elena Toner for the Statex
Group CEO: Mary Day Signature: Mary Day

Date: 11.4.2019
Date: 12/04/2019

Hospital Name:		Wexford General Hospital (WGH)	Reporting Month		January 2019
Activity	Ref	Metric	Reporting Frequency	Target	This Month
Health Care Associated Infections	1	The rate per 10,000 bed days used of new cases of Hospital acquired Staph. aureus bloodstream infection	Monthly CPA51	Less than 1 per 10,000 bed days	0.0
	2	The rate per 10,000 bed days used of new cases of Hospital acquired C. difficile infection	Monthly CPA52	Less than 2 per 10,000 bed days	8.9
	3	The percentage of hospital staff compliance with the World Health Organisation's five moments of hand hygiene	Bi-annual CPA6	90%	87.6%
Surgery	4	The percentage of emergency hip fracture surgery carried out within 48 hours	Monthly A42	95%	N/A
Emergency Care and Patient Experience Time	5	The percentage of patients who were waiting less than 24 hours in the Emergency Department	Monthly A29	100%	99.9%
	6	The percentage of patients aged 75 years or over who were admitted or discharged from the Emergency Department within 9 hours of registration	Monthly A30	100%	75.4%
Outpatient Waiting Times	7	The percentage of patients waiting less than 52 weeks for their first outpatient appointment	Monthly A23	85%	100%
Colonoscopy/ Gastrointestinal Service	8	Number of people waiting greater than 4 weeks for an urgent colonoscopy	Monthly A80	0	0
Incidents and Events	9	The rate per 1000 bed days used of clinical incidents reported in the month to the National Incident Management System.	Monthly	Not applicable	20.01
	10	The rate per 1000 bed days used of clinical incidents classified as major or extreme reported in the month to the National Incident Management System.	Monthly	Not applicable	0.0
	11	The rate per 1000 bed days used of medication incidents classified as major or extreme reported in the month to the National Incident Management System.	Monthly	Not applicable	0.0

The Hospital Patient Safety Indicator Report for **WGH** provides up to date information for management and clinicians who provide services in relation to a range of patient safety issues for the month of **January** and year **2019**. The information in this Report is a core element of clinical governance and the management of hospital services within the above hospital and the **Ireland East Hospital Group (IEHG)**.

Hospital Manager / CEO *N. Blaylock* Signature: *N. Blaylock*
Group CEO: Mary Day Signature: *Mary Day*

Date: *4/4/19*
Date: 08/04/2019

Hospital Name:		Our Lady's Hospital Navan (OLHN)	Reporting Month		January 2019
Activity	Ref	Metric	Reporting Frequency	Target	This Month
Health Care Associated Infections	1	The rate per 10,000 bed days used of new cases of Hospital acquired Staph. aureus bloodstream infection	Monthly CPA51	Less than 1 per 10,000 bed days	0.0
	2	The rate per 10,000 bed days used of new cases of Hospital acquired C. difficile infection	Monthly CPA52	Less than 2 per 10,000 bed days	3.5
	3	The percentage of hospital staff compliance with the World Health Organisation's five moments of hand hygiene	Bi-annual CPA6	90%	82.9%
Surgery	4	The percentage of emergency hip fracture surgery carried out within 48 hours	Monthly A42	95%	N/A
Emergency Care and Patient Experience Time	5	The percentage of patients who were waiting less than 24 hours in the Emergency Department	Monthly A29	100%	N/A
	6	The percentage of patients aged 75 years or over who were admitted or discharged from the Emergency Department within 9 hours of registration	Monthly A30	100%	N/A
Outpatient Waiting Times	7	The percentage of patients waiting less than 52 weeks for their first outpatient appointment	Monthly A23	85%	71%
Colonoscopy/ Gastrointestinal Service	8	Number of people waiting greater than 4 weeks for an urgent colonoscopy	Monthly A80	0	0
Incidents and Events	9	The rate per 1000 bed days used of clinical incidents reported in the month to the National Incident Management System.	Monthly	Not applicable	14.13
	10	The rate per 1000 bed days used of clinical incidents classified as major or extreme reported in the month to the National Incident Management System.	Monthly	Not applicable	0.0
	11	The rate per 1000 bed days used of medication incidents classified as major or extreme reported in the month to the National Incident Management System.	Monthly	Not applicable	0.0

The Hospital Patient Safety Indicator Report for **OLHN** provides up to date information for management and clinicians who provide services in relation to a range of patient safety issues for the month of **January** and year **2019**. The information in this Report is a core element of clinical governance and the management of hospital services within the above hospital and the **Ireland East Hospital Group (IEHG)**.

Hospital Manager / CEO Ker J. Higgins Signature: Ker J. Higgins

Group CEO: Mary Day Signature: Mary Day

Date: 01/04/2019

Date: 01/04/2019



Hospital Name:		St. Columcille's Hospital Loughlinstown (SCHL)	Reporting Month		January 2019
Activity	Ref	Metric	Reporting Frequency	Target	This Month
Health Care Associated Infections	1	The rate per 10,000 bed days used of new cases of Hospital acquired Staph. aureus bloodstream infection	Monthly CPA51	Less than 1 per 10,000 bed days	0.0
	2	The rate per 10,000 bed days used of new cases of Hospital acquired C. difficile infection	Monthly CPA52	Less than 2 per 10,000 bed days	0.0
	3	The percentage of hospital staff compliance with the World Health Organisation's five moments of hand hygiene	Bi-annual CPA6	90%	96.7%
Surgery	4	The percentage of emergency hip fracture surgery carried out within 48 hours	Monthly A42	95%	N/A
Emergency Care and Patient Experience Time	5	The percentage of patients who were waiting less than 24 hours in the Emergency Department	Monthly A29	100%	N/A
	6	The percentage of patients aged 75 years or over who were admitted or discharged from the Emergency Department within 9 hours of registration	Monthly A30	100%	N/A
Outpatient Waiting Times	7	The percentage of patients waiting less than 52 weeks for their first outpatient appointment	Monthly A23	85%	61.7%
Colonoscopy/ Gastrointestinal Service	8	Number of people waiting greater than 4 weeks for an urgent colonoscopy	Monthly A80	0	0
Incidents and Events	9	The rate per 1000 bed days used of clinical incidents reported in the month to the National Incident Management System.	Monthly	Not applicable	2.47
	10	The rate per 1000 bed days used of clinical incidents classified as major or extreme reported in the month to the National Incident Management System.	Monthly	Not applicable	0.0
	11	The rate per 1000 bed days used of medication incidents classified as major or extreme reported in the month to the National Incident Management System.	Monthly	Not applicable	0.0

The Hospital Patient Safety Indicator Report for **SCHL** provides up to date information for management and clinicians who provide services in relation to a range of patient safety issues for the month of **January** and year **2019**. The information in this Report is a core element of clinical governance and the management of hospital services within the above hospital and the **Ireland East Hospital Group (IEHG)**.

Hospital Manager / CEO DO'HERLY Signature: Made O'Leary

Date: 6/3/2019

Group CEO: Mary Day Signature: Mary Day

Date: 08/04/2019

Hospital Name:		St Michael's Hospital (SMH) - Dún Laoghaire	Reporting Month		January 2019
Activity	Ref	Metric	Reporting Frequency	Target	This Month
Health Care Associated Infections	1	The rate per 10,000 bed days used of new cases of Hospital acquired Staph. aureus bloodstream infection	Monthly CPA51	Less than 1 per 10,000 bed days	0.0
	2	The rate per 10,000 bed days used of new cases of Hospital acquired C. difficile infection	Monthly CPA52	Less than 2 per 10,000 bed days	0.0
	3	The percentage of hospital staff compliance with the World Health Organisation's five moments of hand hygiene	Bi-annual CPA6	90%	92.9%
Surgery	4	The percentage of emergency hip fracture surgery carried out within 48 hours	Monthly A42	95%	N/A
Emergency Care and Patient Experience Time	5	The percentage of patients who were waiting less than 24 hours in the Emergency Department	Monthly A29	100%	N/A
	6	The percentage of patients aged 75 years or over who were admitted or discharged from the Emergency Department within 9 hours of registration	Monthly A30	100%	N/A
Outpatient Waiting Times	7	The percentage of patients waiting less than 52 weeks for their first outpatient appointment	Monthly A23	85%	94%
Colonoscopy/ Gastrointestinal Service	8	Number of people waiting greater than 4 weeks for an urgent colonoscopy	Monthly A80	0	0
Incidents and Events	9	The rate per 1000 bed days used of clinical incidents reported in the month to the National Incident Management System.	Monthly	Not applicable	0.0
	10	The rate per 1000 bed days used of clinical incidents classified as major or extreme reported in the month to the National Incident Management System.	Monthly	Not applicable	0.0
	11	The rate per 1000 bed days used of medication incidents classified as major or extreme reported in the month to the National Incident Management System.	Monthly	Not applicable	0.0

The Hospital Patient Safety Indicator Report for **SMH** provides up to date information for management and clinicians who provide services in relation to a range of patient safety issues for the month of **January** and year **2019**. The information in this Report is a core element of clinical governance and the management of hospital services within the above hospital and the **Ireland East Hospital Group (IEHG)**.

Hospital Manager / CEO G. MURTAGH Signature: _____

Group CEO: Mary Day Signature: _____

Date: 05/04/19

Date: 08/04/2019

Hospital Name:		Cappagh National Orthopedic Hospital (CNOH)	Reporting Month		January 2019
Activity	Ref	Metric	Reporting Frequency	Target	This Month
Health Care Associated Infections	1	The rate per 10,000 bed days used of new cases of Hospital acquired Staph. aureus bloodstream infection	Monthly CPA51	Less than 1 per 10,000 bed days	0.0
	2	The rate per 10,000 bed days used of new cases of Hospital acquired C. difficile infection	Monthly CPA52	Less than 2 per 10,000 bed days	0.0
	3	The percentage of hospital staff compliance with the World Health Organisation's five moments of hand hygiene	Bi-annual CPA6	90%	82.1%
Surgery	4	The percentage of emergency hip fracture surgery carried out within 48 hours	Monthly A42	95%	N/A
Emergency Care and Patient Experience Time	5	The percentage of patients who were waiting less than 24 hours in the Emergency Department	Monthly A29	100%	N/A
	6	The percentage of patients aged 75 years or over who were admitted or discharged from the Emergency Department within 9 hours of registration	Monthly A30	100%	N/A
Outpatient Waiting Times	7	The percentage of patients waiting less than 52 weeks for their first outpatient appointment	Monthly A23	85%	99.1%
Colonoscopy/ Gastrointestinal Service	8	Number of people waiting greater than 4 weeks for an urgent colonoscopy	Monthly A80	0	N/A
Incidents and Events	9	The rate per 1000 bed days used of clinical incidents reported in the month to the National Incident Management System.	Monthly	Not applicable	24.98
	10	The rate per 1000 bed days used of clinical incidents classified as major or extreme reported in the month to the National Incident Management System.	Monthly	Not applicable	0.0
	11	The rate per 1000 bed days used of medication incidents classified as major or extreme reported in the month to the National Incident Management System.	Monthly	Not applicable	0.0

The Hospital Patient Safety Indicator Report for CNOH provides up to date information for management and clinicians who provide services in relation to a range of patient safety issues for the month of January and year 2019. The information in this Report is a core element of clinical governance and the management of hospital services within the above hospital and the Ireland East Hospital Group (IEHG).

Hospital Manager / CEO Angela Lee Signature: Angela Lee
Group CEO: Mary Day Signature: Mary Day

Date: 8/4/19
Date: 08/04/2019

Hospital Name:		Royal Victoria Eye and Ear Hospital (RVEEH)		Reporting Month		January 2019
Activity	Ref	Metric	Reporting Frequency	Target	This Month	
Health Care Associated Infections	1	The rate per 10,000 bed days used of new cases of Hospital acquired Staph. aureus bloodstream infection	Monthly CPA51	Less than 1 per 10,000 bed days	0.0	
	2	The rate per 10,000 bed days used of new cases of Hospital acquired C. difficile infection	Monthly CPA52	Less than 2 per 10,000 bed days	0.0	
	3	The percentage of hospital staff compliance with the World Health Organisation's five moments of hand hygiene	Bi-annual CPA6	90%	91.4%	
Surgery	4	The percentage of emergency hip fracture surgery carried out within 48 hours	Monthly A42	95%	N/A	
Emergency Care and Patient Experience Time	5	The percentage of patients who were waiting less than 24 hours in the Emergency Department	Monthly A29	100%	N/A	
	6	The percentage of patients aged 75 years or over who were admitted or discharged from the Emergency Department within 9 hours of registration	Monthly A30	100%	N/A	
Outpatient Waiting Times	7	The percentage of patients waiting less than 52 weeks for their first outpatient appointment	Monthly A23	85%	53.3%	
Colonoscopy/ Gastrointestinal Service	8	Number of people waiting greater than 4 weeks for an urgent colonoscopy	Monthly A80	0	N/A	
Incidents and Events	9	The rate per 1000 bed days used of clinical incidents reported in the month to the National Incident Management System.	Monthly	Not applicable	421.05	
	10	The rate per 1000 bed days used of clinical incidents classified as major or extreme reported in the month to the National Incident Management System.	Monthly	Not applicable	0.0	
	11	The rate per 1000 bed days used of medication incidents classified as major or extreme reported in the month to the National Incident Management System.	Monthly	Not applicable	0.0	

The Hospital Patient Safety Indicator Report for RVEEH provides up to date information for management and clinicians who provide services in relation to a range of patient safety issues for the month of January and year 2019. The information in this Report is a core element of clinical governance and the management of hospital services within the above hospital and the Ireland East Hospital Group (IEHG).

Hospital Manager / CEO: Mary Day Signature: [Signature] Group CEO Date: 12/04/2019
Group CEO: [Signature] Signature: PAUL MORRIS Hospital CEO Date: 12/4/19