


Maternity Patient Safety Statement

This is a monthly report, specific to the hospital named below setting out a range of information on the safety of maternity services.  
(Version 5 - 2025)



Hospital Name	Wexford General Hospital	Reporting Month	February 2025
Purpose & Context	<p>This Statement is used to inform local hospital and hospital Group management in carrying out their role in safety and quality improvement. The objective in publishing the Statement each month is to provide public assurance that maternity services are delivered in an environment that promotes open disclosure.</p> <p>It is not intended that the monthly Statement be used as a comparator with other units or that statements would be aggregated at hospital Group or national level. It assists in an early warning mechanism for issues that require local action and/ or escalation.</p> <p>It is important to note tertiary and referral maternity centres will care for a higher complexity of patients (mothers and babies), therefore clinical activity in these centres will be higher and therefore no comparisons should be drawn with units that do not look after complex cases.</p> <p>This Statement does not contain the entire suite of metrics used to measure safety in out maternity services.</p>		

Headings	Ref	Information Areas	2025	
			February 2025	Year to date
Hospital Activities	1	Total mothers delivered ≥ 400g (n) or ≥ 23 weeks (n)	112	241
	2	Multiple pregnancies (n)	0	1
	3	Total births ≥ 400g (n) or ≥ 23 weeks (n)	112	242
	4	Perinatal mortality rate – adjusted (per 1,000 total births)	0	4.13
	5	In utero transfer – admitted (n)	Per 1,000	Per 1,000
	6	In utero transfer – sent out (n)	0	0
Major Obstetric Events	7	Total combined rate (per 1,000 total mothers delivered) of major obstetric events for the following four obstetric metrics: <ul style="list-style-type: none"><li>Eclampsia;</li><li>Uterine rupture;</li><li>Peripartum hysterectomy; and</li><li>Pulmonary embolism.</li></ul>	4	12
			0.00 Per 1,000	0.00 Per 1,000
Delivery Metrics	8	Rate of assisted vaginal delivery per total mothers delivered (%)	13.4%	11.2%
	9	Rate of nulliparas with assisted vaginal delivery (%)	29.3%	24.2%
	10	Rate of multiparas with assisted vaginal delivery (%)	4.2%	3.3%
	11	Rate of induction of labour per total mothers delivered (%)	38.4%	35.3%
	12	Rate of nulliparas with induction of labour (%)	56.1%	50.5%
	13	Rate of multiparas with induction of labour (%)	28.2%	26.0%
	14	Rate of Caesarean section per total mothers delivered (%)	42.0%	41.5%
	15	Rate of nulliparas with Caesarean section (%)	46.3%	46.2%
	16	Rate of multiparas with Caesarean section (%)	39.4%	38.7%
Maternity Services Total Clinical Incidents	17	Total number of clinical incidents for <b>Maternity Services</b> (reported monthly to NIMS) (n)	14	36

DEFINITIONS


(n) = Number  
Nulliparas = Women who have never had a previous pregnancy resulting in a live birth or stillbirth (≥ 400g)  
Multiparas = Women who have had at least one previous pregnancy resulting in a live birth or stillbirth (≥ 400g)  
N/A = Not available

The Maternity Safety Statement for **Wexford General Hspital** provides up to date information for management and clinicians who provide maternity services in relation to a range of safety issues for **February 2025**.


The information in this Statement is a core element of clinical governance and management of maternity services within the above hospital and the **HSE Dublin and South East**.

This Statement does not contain the entire suite of metrics used to measure safety in our maternity services.

REO/Designated IHA Manager: **Roseanne Killeen**

Signature: 

Maternity Network CD: **Orla Sheil**

Signature: 

Date: **13/05/2025**