



Editing photos with photography with Anna



New Direction Health and Wellbeing and Personal and Social Development.



Name:

You will need?

Smart phone or tablet



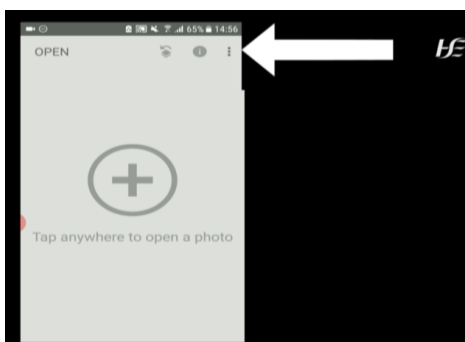
Date:



1. Firstly, to begin editing your photos you will need an app called SNAPSEED.



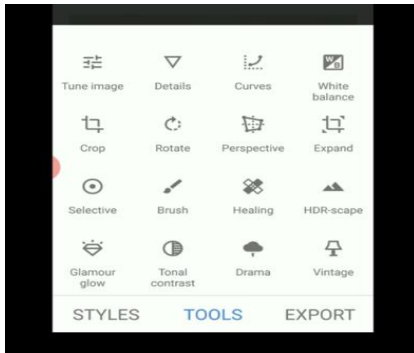
2. You can download this app on your google play store or your app store on your phone or tablet.



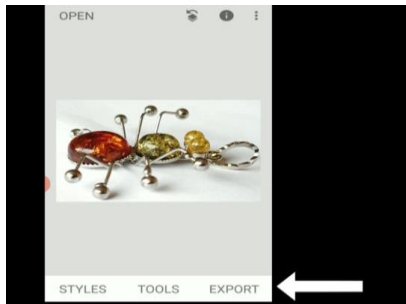
3. Click on the top right corner to adjust your settings to set your picture quality to its best.



4. Here is a picture Anna is using which she is going to edit



5. In the tools feature in the app Anna demonstrates the different things to enhance the picture



6. Using the export feature you can save the picture on to your phone or tablet



Here is an example of an unedited photo



Here is a picture Anna has edited to using the different tools in the snapseed app

Don't forget to share your pictures with us on the Reconnect Facebook.