



Feidhmeannacht na Seirbhíse Sláinte
Health Service Executive



NCIS QUICK GUIDE

Accessing NCIS

1. Background


NCIS has 2 distinct modules, NCIS Chart and NCIS Med which are both accessed via the Citrix storefront. Depending on the users requirements they will have access to one or both of these applications.

To access NCIS users require:

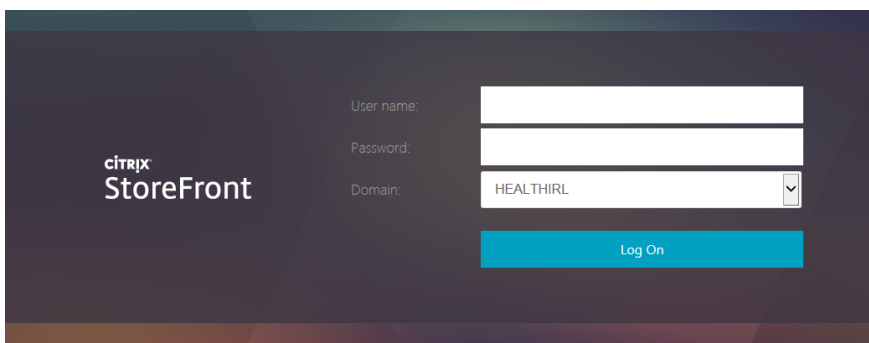
- A current HealthIrl Account
- An NCIS account

2. Logging into NCIS


Access Citrix storefront by clicking on the Store Front Shortcut (where available) or typing the web address into Internet Explorer: <https://storefront.healthirl.net>



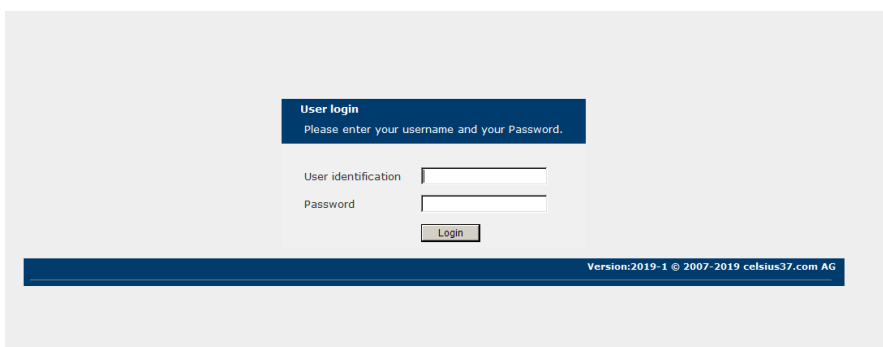
Log in to Citrix StoreFront using your HealthIrl User Name and Password



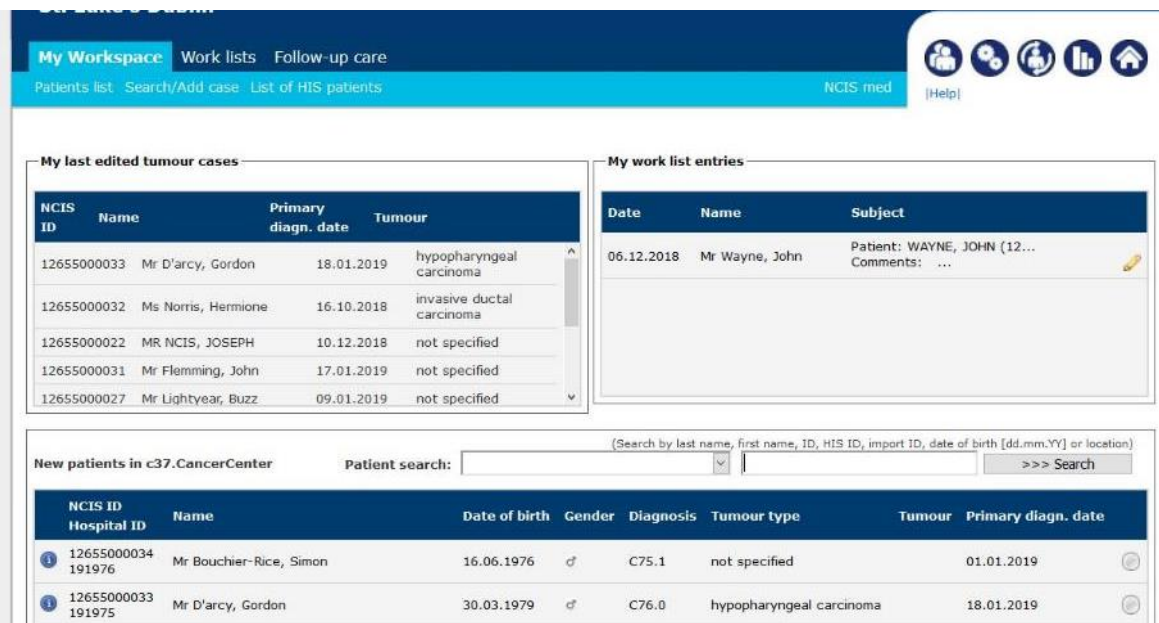
Open the NCIS Chart Application.



Login to the application using your HealthIrl Username and Password.



Once you enter your unique login and Password you are taken directly to the “My Workspace” screen in NCIS CHART where it is possible to search for patients.



3. Remote Access

Where a patient is having treatment managed in a different physical location the user may require remote access (for example a patient being prescribed treatment in a remote location).

Remote access is available by using the Citrix StoreFront link above. Access to Storefront is organised by the user at their remote hospital and requires local ICT to give permission.