

**HSE COVID-19**

**Testing & Contact Tracing Update  
14<sup>th</sup> of January 2021**



# 1) Performance of the Testing Infrastructure



# Testing and Contact Tracing Headlines – 2,687,386 tests completed to date



**1.8 days**  
Community - median end to end for a not detected result



**2 days**  
Community - median end to end for a detected result



**156,900+**  
Total Swabs last week



**166,900+**  
Total number of laboratory tests last week



**33,310+**  
Total number of Contact Tracing calls made last week. (Approach change)

Note: The above TaT and volume metrics refer to the seven day date range from 6<sup>th</sup> – 12<sup>th</sup> of January.

# Performance of the Testing Infrastructure (1/2)

The following metrics and turnaround times refer to the seven days from 6<sup>th</sup> – 12<sup>th</sup> of January.

## Swabbing

- **c. 156,903 swabs samples** this week – meeting all demand including serial testing.
- This total swabbing figure includes approximately **97,320 taken in the community**, **33,259 taken in hospitals** and **26,324 taken as part of serial testing** of Staff in Food Plants and Residential Care Facilities.
- We have had **35 static testing centres** in operation, with **pop up testing sites in areas of most acute need**.
- Over the past week the following pop ups have been in operation; St Joesphs, Cusack Park, Cleary Centre, Slane and Tallaght Stadium.
- Community testing demand has increased by **195%** over the last 6 weeks. There has been a slight decrease in community demand of **23% in the last week**.
- **92.5%** of GP referrals are provided with a COVID-19 test appointment within 24 hours.

## Laboratories

- Laboratories processed **166,930 tests** across our network of 46 labs.
- The average detected rate over the past week is **approximately 19.1%**, this is a decrease of 1% from this time last week.

## Contact Tracing

- Contact tracing is carried out in our centres in Galway, Limerick, Cork and Dublin.█
- Close contacts average at **3** per person.
- On the 1<sup>st</sup> Jan in order to respond to the significant surge in cases, the contact tracing centre changes the way of work, by doing call 1 (inform positive patient) and call 2 (take contact details) together.
- Our Contact Tracing teams across Public Health and CTCs completed c.**33,312 phone calls** over the seven day period.

# Performance of the Testing Infrastructure (2/2)

The following metrics and turnaround times refer to the 7 day date range from 6<sup>th</sup> – 12<sup>th</sup> of January.

## Turnaround

- Swab to lab result for community and acute settings is **1 day**.
- **68% of people receive their test result in less than 36 hours and over 89% within 48 hours**
- All contact tracing calls are completed within **0.55 days (median)**
- In the last seven days, in the community, we have delivered a **median end to end turnaround time of 1.8 days for not detected results.**
- In the last seven days, in the community, we have delivered a **median end to end turnaround time of 2 days for detected results.**

## 2) Testing Programmes



# Serial Testing of All Staff in Residential Care Facilities

Cycle 7 of serial testing of RCFs has commenced on January 4<sup>th</sup>.

## In Cycle 7;



**442 facilities** have been tested



**26,996** tests have been completed



**593 detected cases** identified (2.20% detected rate)



# Serial Testing of All Staff in Food Production Facilities

Cycle 4 of serial food production facilities commenced on 7<sup>th</sup> of December and concluded on 11<sup>th</sup> of January.

Cycle 5 of serial testing in food production facilities commenced on 12<sup>th</sup> of January.

## In Cycle 4 in total;



**84 facilities** have been tested



**19,749 tests** have been completed



**170 detected cases** identified (0.86% detected rate).





# Monitoring COVID-19 in Schools & Childcare Facilities

## School and Childcare Facilities

- Although Schools have not yet reopened we continue to test in childcare facilities.
- As of January 13<sup>th</sup>, testing is currently ongoing or has been completed **in 1,560 facilities**. This includes schools and childcare facilities.
- **c.43,956 tests** have been carried out as part of this mass testing programme.
- Of these, **1,375 detected cases** have been identified. This is a detected rate of 3.1%.



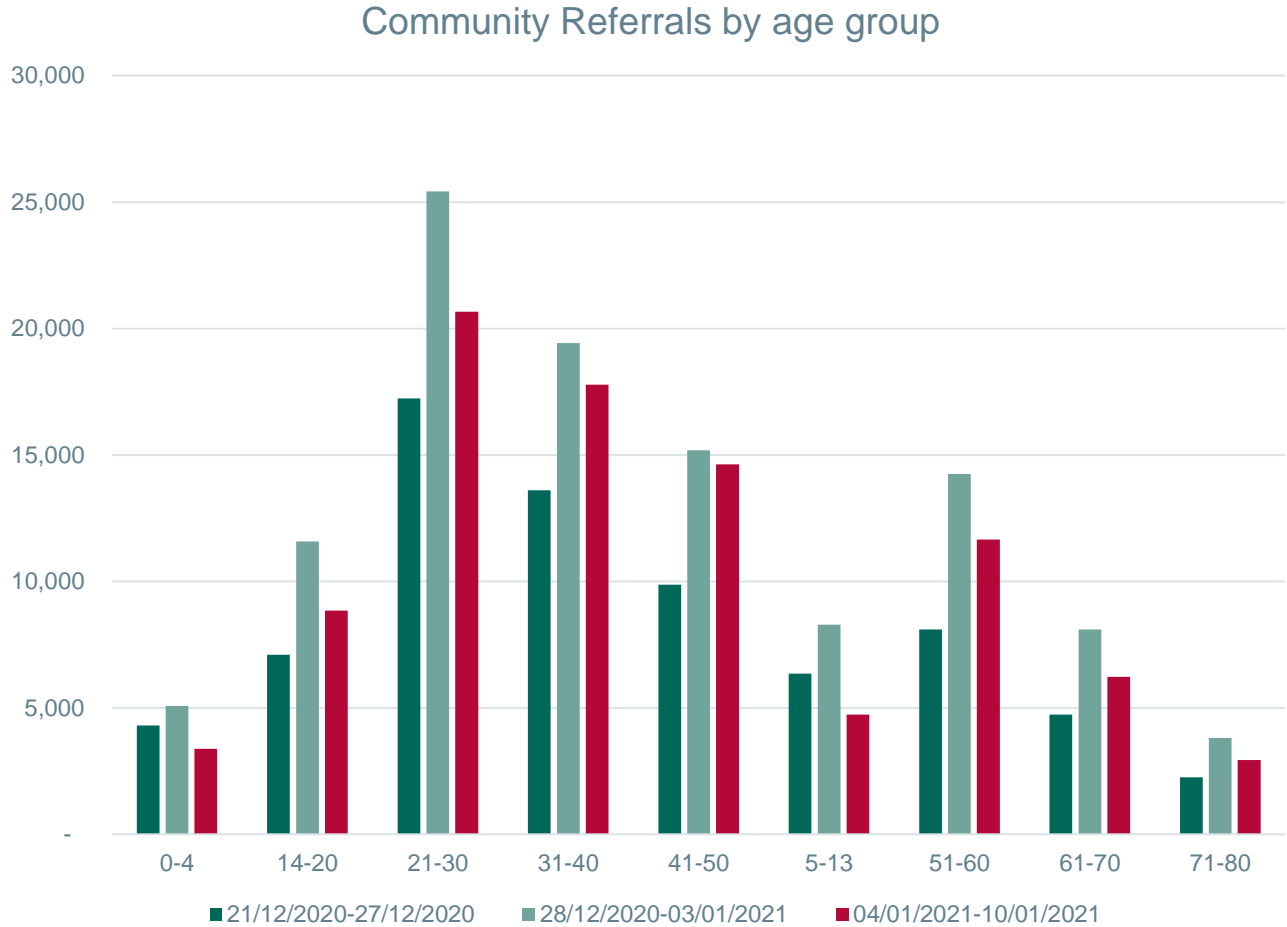
### **3) Test and Trace Trends**



# Total Count of Referrals by Age Group

## Referrals by Age Groups

- The total number of community referrals has decreased by 18% in the last week.
- In the last week, the age group with the highest percentage of referrals was the **21-30 age group**.
- The 21-30 age group made up **22.4%** of all referrals.
- Of the 21-30 age group who attended a test and received a result, the detected of this age group was significantly high at **29.4%**.



The source of this graph is the data available to the integrated information service.

# Community Demand over the past 6 weeks

23%



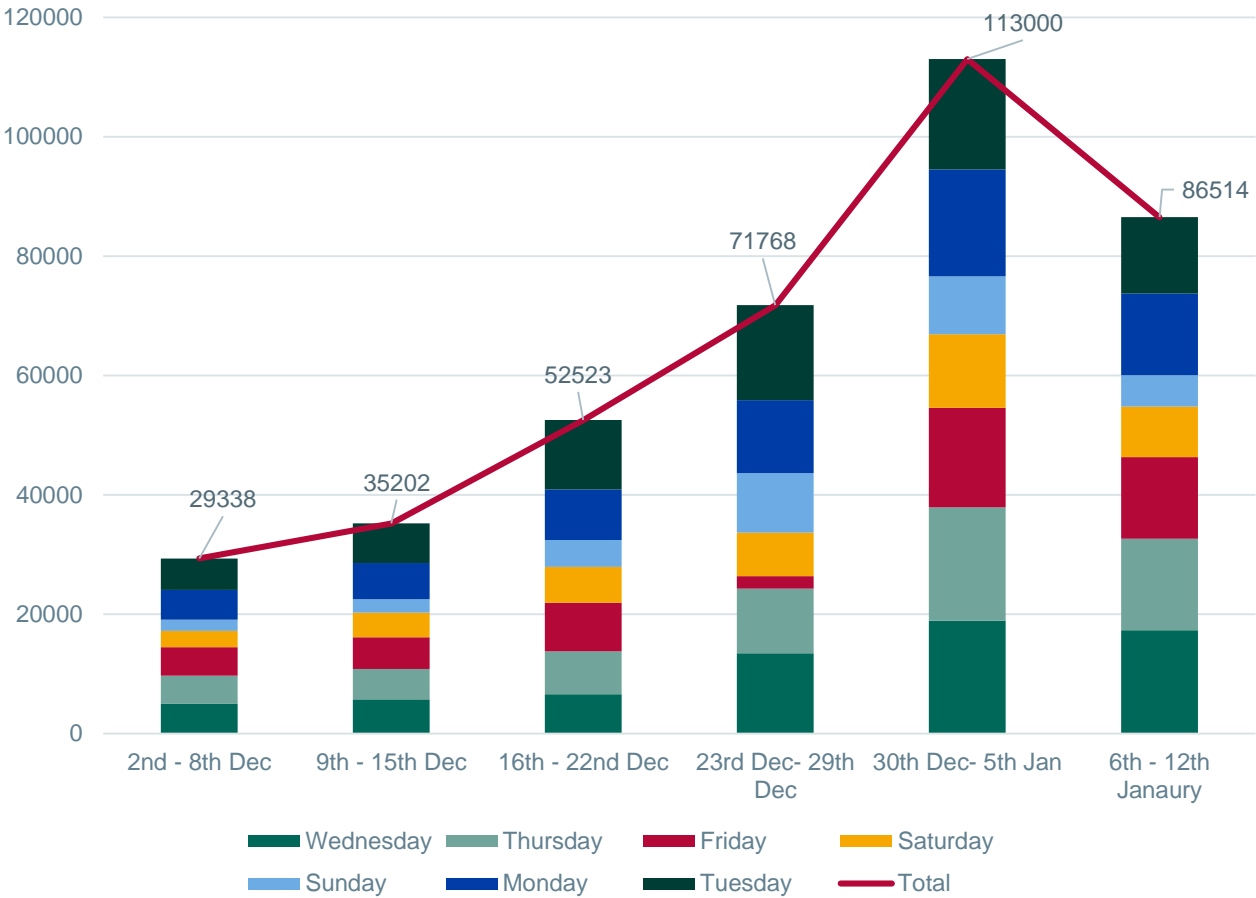
Last week saw a **23% decreased** from the previous week in demand for testing

195%



Demand for testing in the community has **increased by 195%** in the last six weeks.

Community Testing Demand



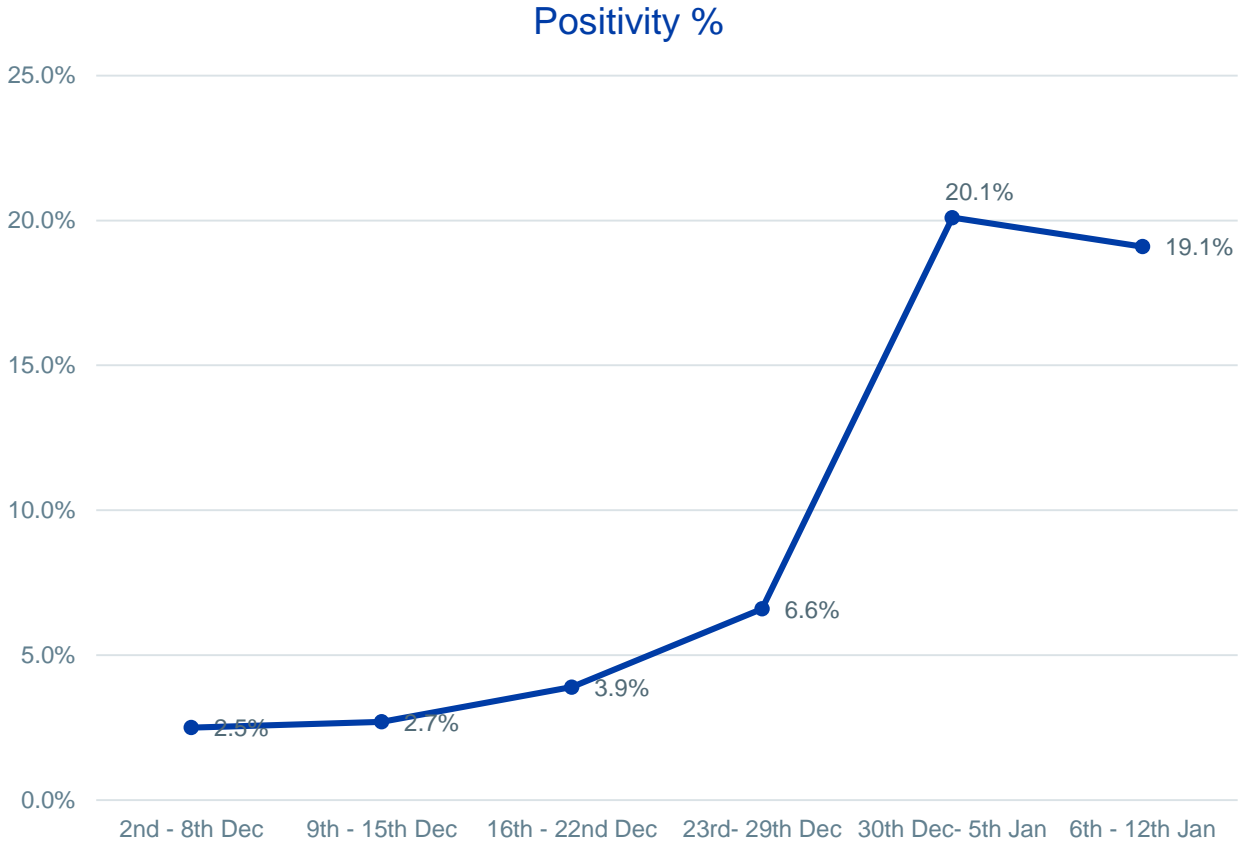
The source of the community testing demand graph is the daily community testing file

# Positivity Trend

19.1%



The Positivity rate has decreased week on week, the positivity rate for the past seven days is 19.1%.



# Close Contacts Trend

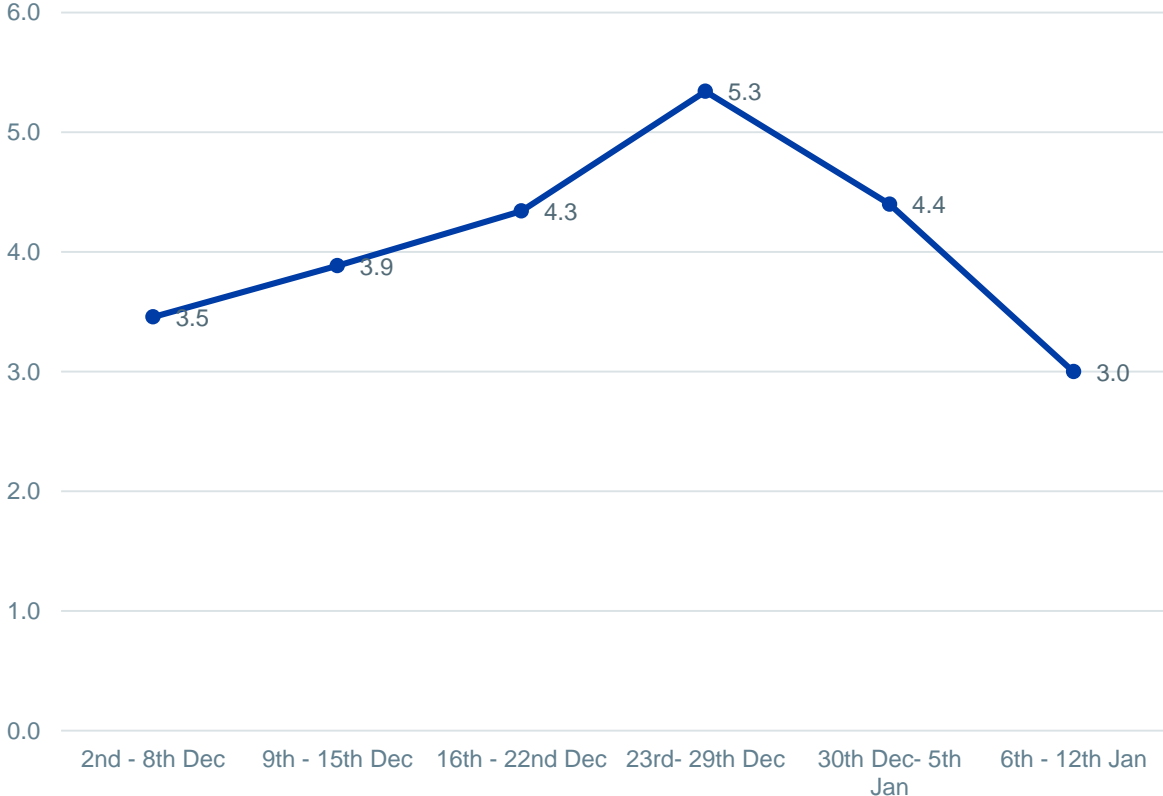
3



Week on week, of those with recorded close contacts, there has been a **decrease** in the number of close contacts per person.

From 4.4 close contacts per person to 3 close contacts per person

Average number of close contacts



## 4) Enhancements to the test and trace system



# Test Centres Across the Country

- **A New COVID-19 testing centre** opened in Carrick on Shannon Co. Leitrim and started testing on Wednesday 13<sup>th</sup> January, 2021.
- With this new addition, there are now 35 static community test centres in operation.
- In addition, we continue to deploy additional pop-up test centres in areas of most acute need. These have included the following: Tallaght Stadium, St Joseph's Hospital Limerick, Donegal Town, Slane, New Ross, Ennis and Waterford City.
- Finally, there are 6 NAS teams available to support the establishment of pop-up centres at short notice, as needed to support surge capacity.





# Recruitment

## Recruitment

The HSE is focusing efforts and increasing resources across our test and trace system, in both swabbing and contact tracing.

## Swabbing

- As of the 8<sup>th</sup> of January, there is a total of 661 community swabbers have been hired and on-boarded so far.

## Contact Tracing

- As of 8th of January, a total of 826 staff have been hired and retained to support the contact tracing function.



# Testing of Health Care Workers who are Close Contacts

- Due to the unprecedented surge in COVID-19 cases, on the 31<sup>st</sup> of December, the HSE confirmed that individuals who were identified as close contacts would not be referred for testing.
- This step was taken to ensure that those who are symptomatic are prioritised and receive a test as quickly as possible.
- However, a number of groups such as **close contacts in outbreak settings and school settings** were still being **referred for COVID-19 test**.
- **Healthcare workers** who are identified as a close contact will also **be referred for a COVID-19 test at day 5**, either by their local occupational health department or by their GP.



# Conclusion

---



Our median end to end turnaround time is **1.8 days for not detected cases** and **2 days for not detected cases**.



In the last week, we have seen a decrease in demand for community testing, by approximately **23%**.



As of 13<sup>th</sup> of January, there are over **2,687,386** lab results completed to date.