

Testing



Update 01 June, extract from the dashboard

Referral to Appointment (past 7 days)

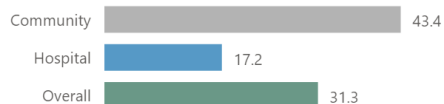
● <24hrs ● 24-36hrs ● 36-48hrs ● >48hrs



Median Turnaround (Days) **0.9**

Average Turnaround (Days) **1.2**

Swab Taken to Lab Result Turnaround (past 7 days)



7-day Average (hours)

Overall Average (Days) **1.3**

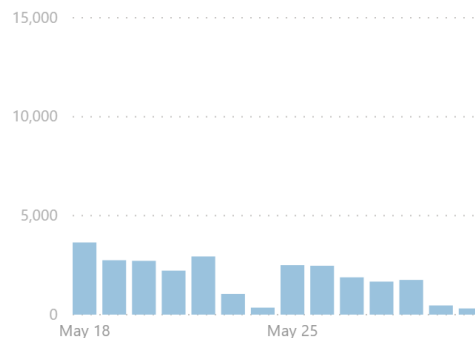
Swab Taken to Lab Result Turnaround (past 7 days)



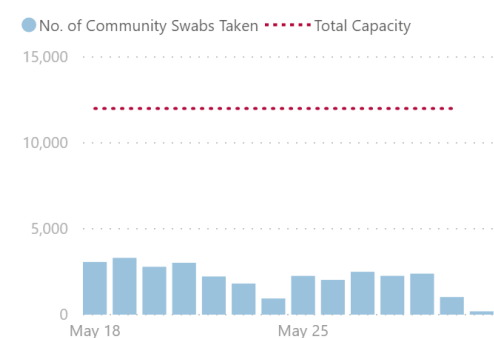
7-day Median (hours)

Overall Median (Days) **1.0**

No. of Community Referrals

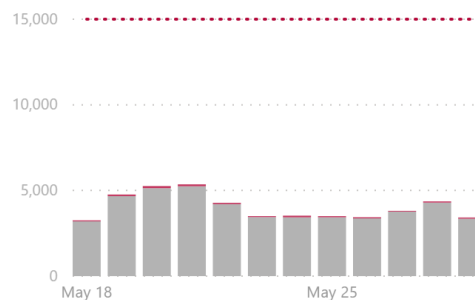


No. of Community Swabs Taken



No. of Community & Hospital Lab Tests

● No. of Non-positives ● No. of Positives ● Total Capacity

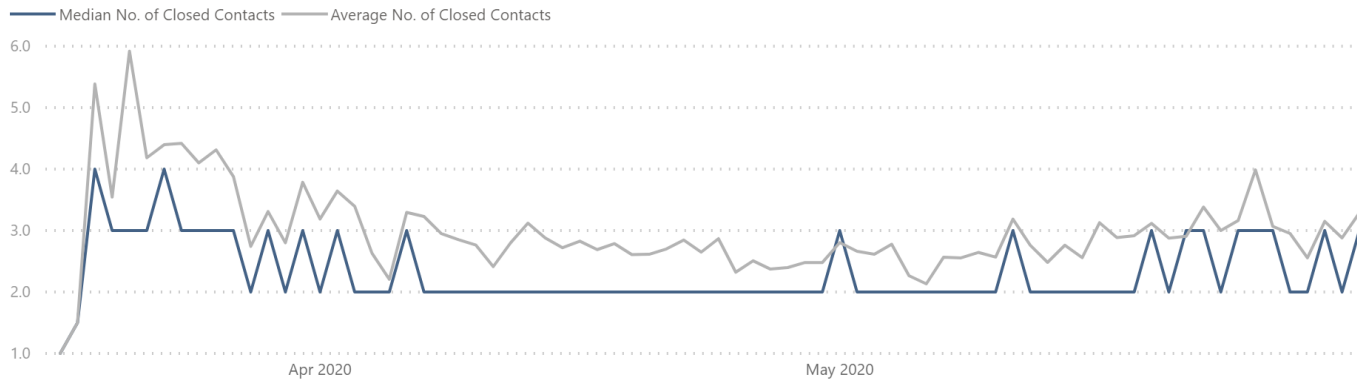


Contact Tracing



Update 01 June, extract from the dashboard

Average and Median No. of Close Contacts per Case

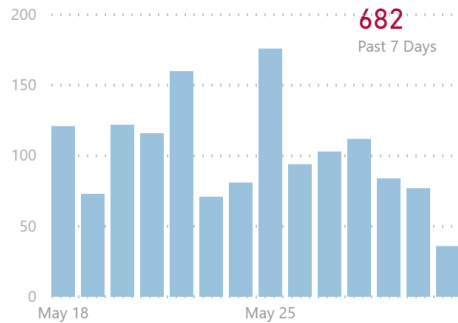


Time to Complete All Calls



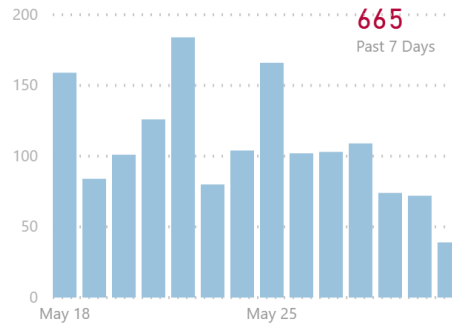
No. of Call 1s Completed

Total Call 1s Completed
682
Past 7 Days



No. of Call 2s Completed

Total Call 2s Completed
665
Past 7 Days



No. of Call 3s Completed

Total Call 3s Completed
860
Past 7 Days

