

# Testing

Update 28 October, extract from the dashboard



## IIS COVID-19 Dashboard

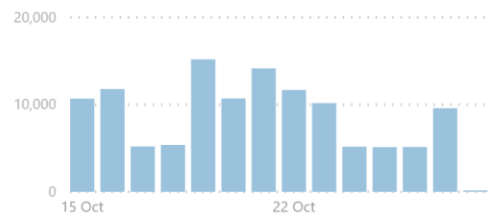
HSE Health Service Executive  
Feidhmeannacht na Seirbhíse Sláinte

### TESTING DEMAND AND ACTIVITY

Last Refresh: 28/10/2020 08:03

No. of Community Referrals

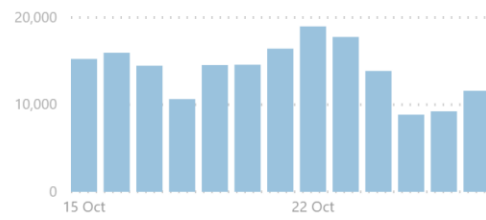
CHO



857,046  
Cumulative Total

Past No. of Days

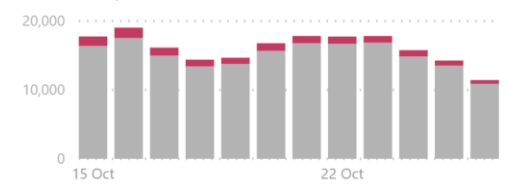
No. of Community Swabs Taken



1,388,619  
Cumulative Total

No. of Lab Test Completed

● No. of Non-positives ● No. of Positives



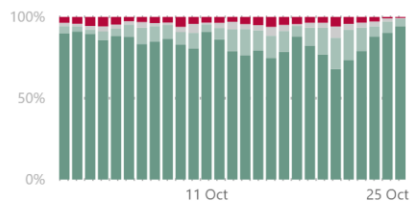
1,573,487  
Cumulative Total

Community Referral to Appointment

● <24hrs ● 24-36hrs ● 36-48hrs ● >48hrs



Trend



Median

0.8

Days

Mean

0.7

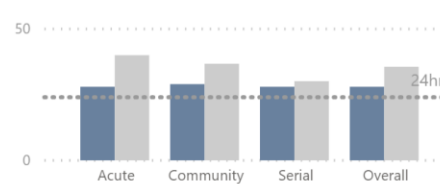
Days

80.3%

Within 24 hrs

Swab Taken to Result Communicated

● Median (hrs) ● Mean (hrs)



Overall Median

1.2

Days

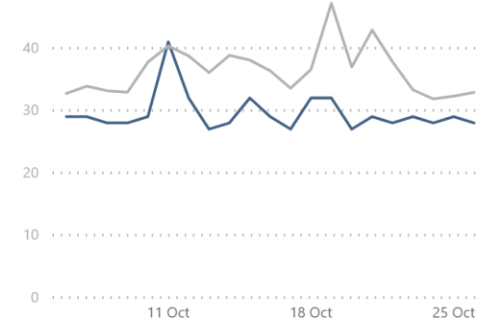
Overall Mean

1.5

Days

Trend

● Median Time (hrs) ● Mean Time (hrs)



Pathway

Overall



Sources: CRM, SwiftQueue, Labs Validation Ongoing

# Contact Tracing



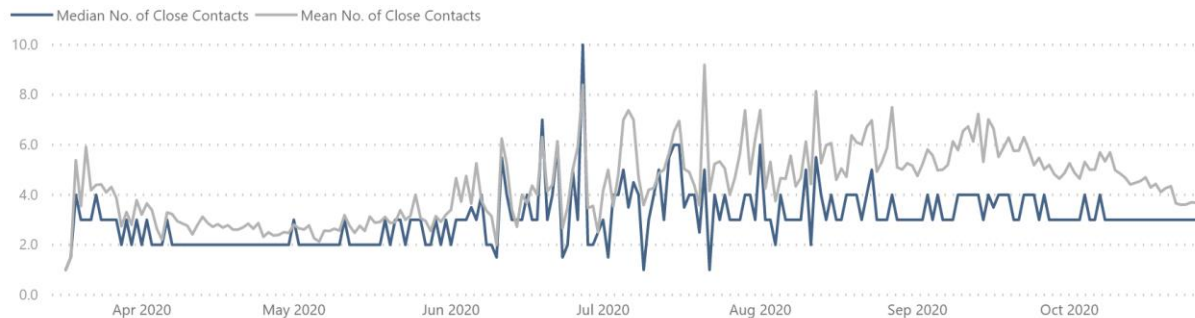
Update 28 October, extract from the dashboard

## IIS COVID-19 Dashboard

HSE Health Service Executive  
Feidhmeannacht na Seirbhíse Sláinte

### CONTACT TRACING

Median and Mean No. of Close Contacts per Case

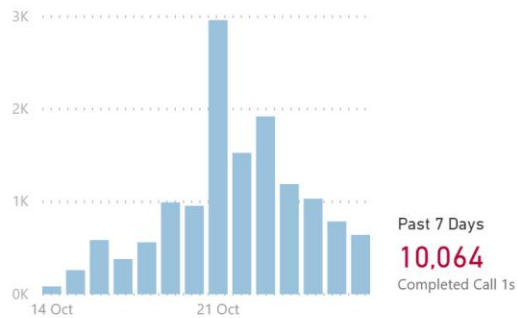


Time to Complete All Calls

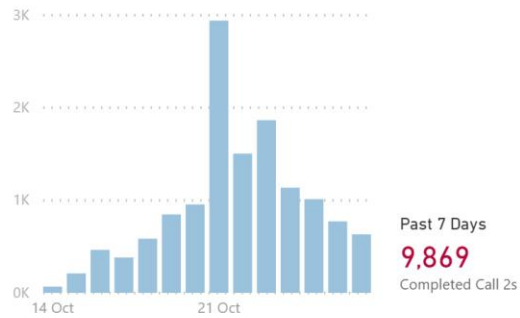


Snapshot of cases initiated over the past 14 days and closed in the past 7 days.

No. of Call 1s Completed



No. of Call 2s Completed



No. of Call 3s Completed

