

# Testing

Update 29 October, extract from the dashboard



## IIS COVID-19 Dashboard

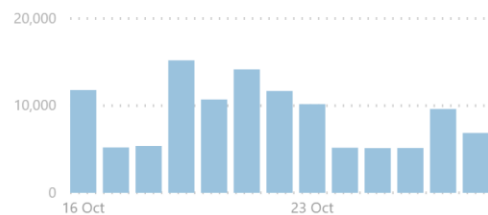
HSE Health Service Executive  
Feidhmeannacht na Seirbhíse Sláinte

### TESTING DEMAND AND ACTIVITY

Last Refresh: 29/10/2020 08:04

#### No. of Community Referrals

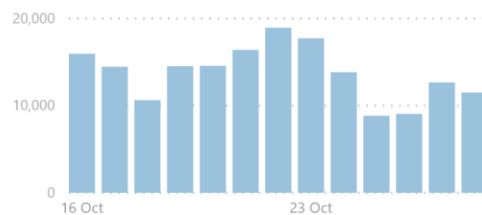
CHO



**863,908**  
Cumulative Total

Past No. of Days

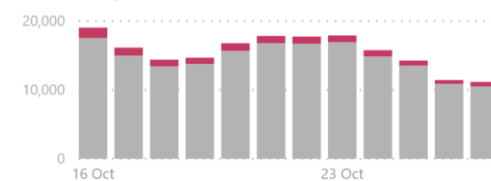
#### No. of Community Swabs Taken



**1,401,375**  
Cumulative Total

#### No. of Lab Test Completed

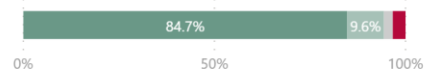
● No. of Non-positives ● No. of Positives



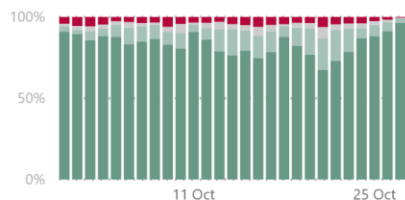
**1,584,730**  
Cumulative Total

#### Community Referral to Appointment

● <24hrs ● 24-36hrs ● 36-48hrs ● >48hrs



Trend



Median

**0.6**

Days

Mean

**0.7**

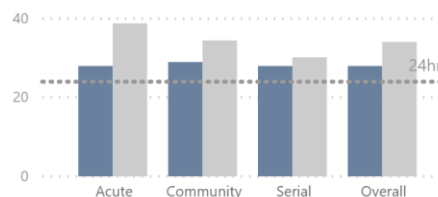
Days

**84.7%**

Within 24 hrs

#### Swab Taken to Result Communicated

● Median (hrs) ● Mean (hrs)



Overall Median

**1.2**

Days

Overall Mean

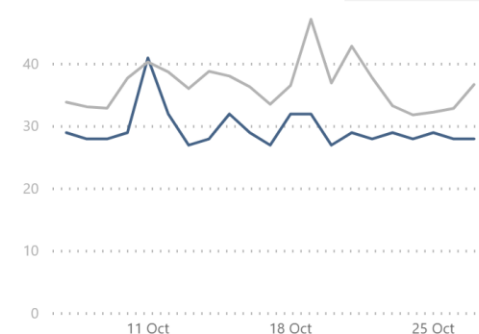
**1.4**

Days

Trend

● Median Time (hrs) ● Mean Time (hrs)

Pathway



Sources: CRM, SwiftQueue, Labs Validation Ongoing

# Contact Tracing



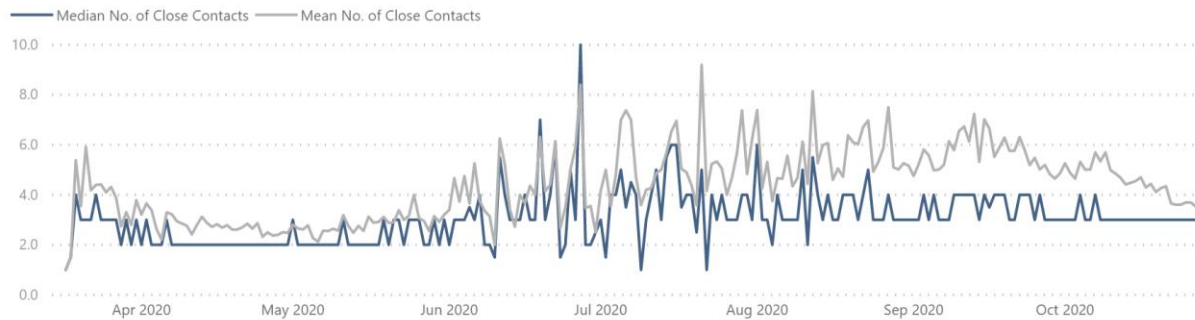
Update 29 October, extract from the dashboard

## IIS COVID-19 Dashboard

HSE Health Service Executive  
Feidhmeannacht na Seirbhíse Sláinte

### CONTACT TRACING

#### Median and Mean No. of Close Contacts per Case

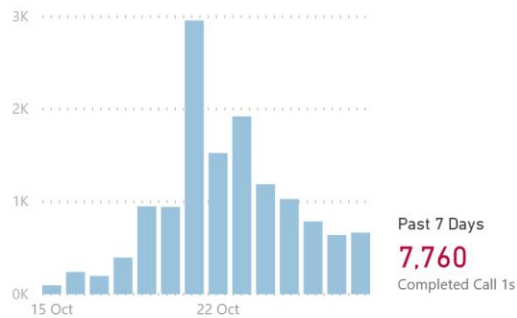


#### Time to Complete All Calls

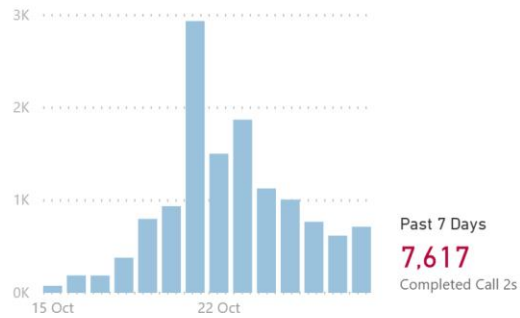


Snapshot of cases initiated over the past 14 days and closed in the past 7 days.

#### No. of Call 1s Completed



#### No. of Call 2s Completed



#### No. of Call 3s Completed

