

HSE COVID-19 Test and Trace Briefing

25th of November, 2021

1

Key T&T Messages

2

Testing Volumes and Turnaround Times

3

Testing Programmes

4

Recruitment



A circular inset on the left side of the slide shows a microscopic view of several coronavirus particles. The particles are spherical with a textured surface and numerous spike-like projections (spikes) extending from them. They are set against a dark, slightly hazy background within the circle.

1. Key Test and Trace Messages



Key Test and Trace Messages

- We have seen a **sustained extremely high demand** for COVID-19 testing at our community testing centres in the last number of weeks in particular. This reflects the high prevalence of the disease and other illnesses at this time.
- The community testing service was established initially to support the delivery of 15,000 tests per day – the service has a number of additional measures which we have implemented to increase that daily testing figure for peak periods to 20,000 tests per day. Over the last number of weeks we have consistently carried out more than **20,000 Community tests per day**, and Tuesday November 23rd was our busiest day to date in community testing with **over 27,000 appointments** offered in test centres.
- We monitor test appointment slots continually throughout the day and slots often do become available later in the day or the following day.
- We have been working on plans to further increase the volume of COVID-19 testing we can provide to communities. We have agreement in place with a private testing provider to operate a testing centre on the HSE's behalf, **located at Dublin airport**. This opened on Monday 15th November and is now providing 1200 appointments daily.
- We opened a further test centre operated by a third part provider on our behalf at **Cork airport** on Monday November 22 and a test centre opened at **Shannon airport** on Tuesday, November 23. We expect 700 tests will be available at each of these test centres by the end of this week.
- In addition to the additional capacity provided by the Defence Forces and also that agreed with private providers, we are continuing to **recruit additional staff** to our Community Test Centres. We are also working to put further additional external resources in place to increase our testing capacity including potentially other private service providers.
- We have implemented further automation in the Contact Management Programme to support communication with cases and close contacts.

A circular inset image showing a microscopic view of several coronavirus particles. The particles are spherical with a textured surface and numerous protruding spike proteins. They are set against a dark, slightly grainy background. The circular inset is positioned on the left side of the slide, partially overlapping the dark teal background.

2. Testing Volumes and Turnaround Times



Test and Trace Headlines



1.2 days

Community - median end to end TAT for a not detected result



2.7 days

Community - median end to end for a detected result



c.169,934

Total number of community swabs taken last week



c.206,256

Total number of laboratory tests last week



c.31,131

Calls made to detected cases

Note: The above TaT and volume metrics refer to the seven day date range from 17th – 23rd November

Note 2: The above swab figures represent total community swabs. Additional swabs are carried out in private and acute settings.

we have implemented further automation in the Contact Management Programme to support communication with cases and close contacts.



Test and Trace Volumes

The following metrics and turnaround times refer to the seven days from 17th – 23rd November



Total Community Referrals

- There were **c.201,345 community referrals** over the seven-day period (7% increase in comparison to last week).
- This referral figure includes
 - **109 international travel portal referrals** (↓ **42%** compared to last week)
 - **110,565 self-referrals** (↓ **0.4%** compared to last week)
 - **35,362 GP referrals** (↑ **65%** compared to last week)



Total Community Swabs Completed

- During this time period, there were c. **169,934** swabs were completed.



Laboratory Tests and Detected Rate

- During this time period, there was c. **206,256** lab tests reported in community, private and acute settings over the past week.
- The average detected rate over the past week is **approximately 16.6% - Community and Acute and Serial blended. Community on its own is 19.4%**

Contact Tracing

- Over the last 7 days, of those tested with close contacts, the average number **close contacts was 3.2 per person.**
- From 17th – 23rd November, a total of 31,131 calls were completed to inform individuals of their detected COVID-19 test result.
- From 17th – 23rd November, contact tracing was completed for c. 31,144 individuals that had a confirmed COVID-19 case
- In addition, c. 4,522 calls were made to close contacts.

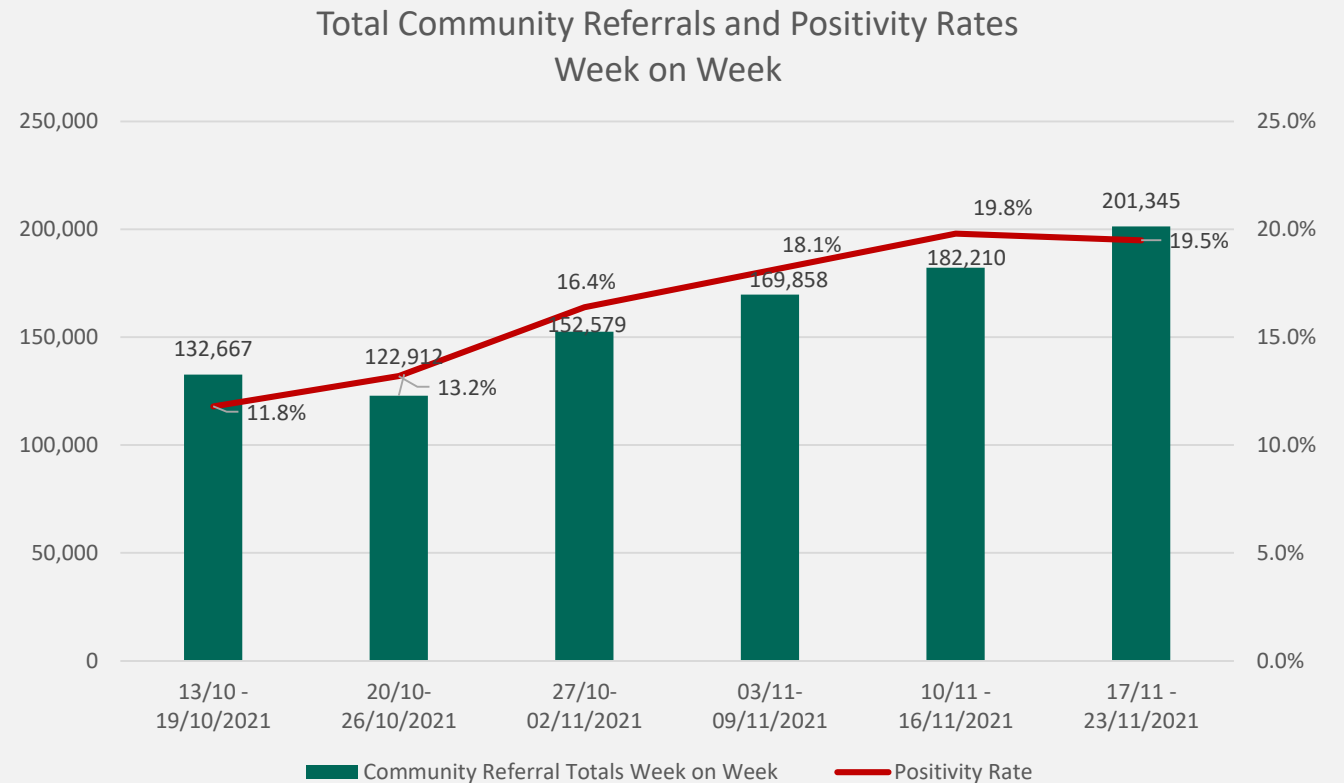


Note: The above swab figures represent total community swabs. Additional swabs are carried out in private and acute settings.



Total Community Referrals

- From the 10th – 16th November, there were **c.201,345 Community Referrals** (including international travel and self-referrals)
- This weekly total has **increased by 10%** in comparison to the same time-period last week
- The graph to the right shows a weekly breakdown of total community referrals over the past 6 weeks and corresponding positivity rate.



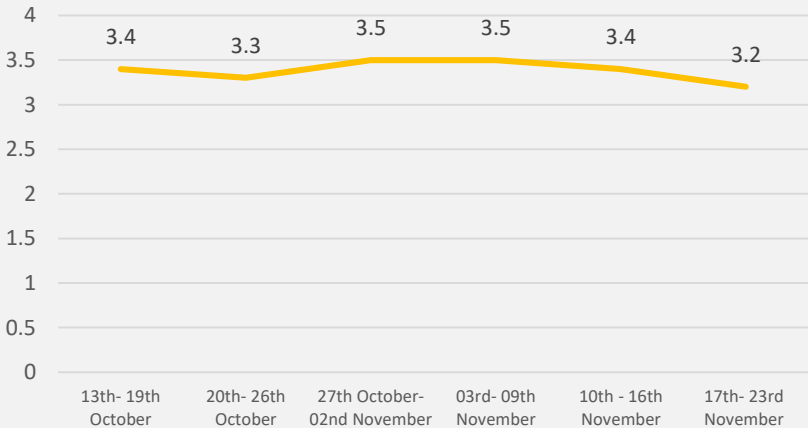


Close Contacts Trend

3.2

Over the last 7 days, of those tested with at least one close contact, the mean number of close contacts per person was 3.2

Mean Close Contacts: Week on Week Average



A circular inset image showing a microscopic view of several coronavirus particles. The particles are spherical with a textured surface and numerous spike-like protrusions (spikes) extending from them. They are set against a dark, slightly grainy background within the circular frame.

3. Testing Programmes



Serial Testing in Nursing Homes

In Cycle 18 (Commenced 8th November);



171 facilities have been tested

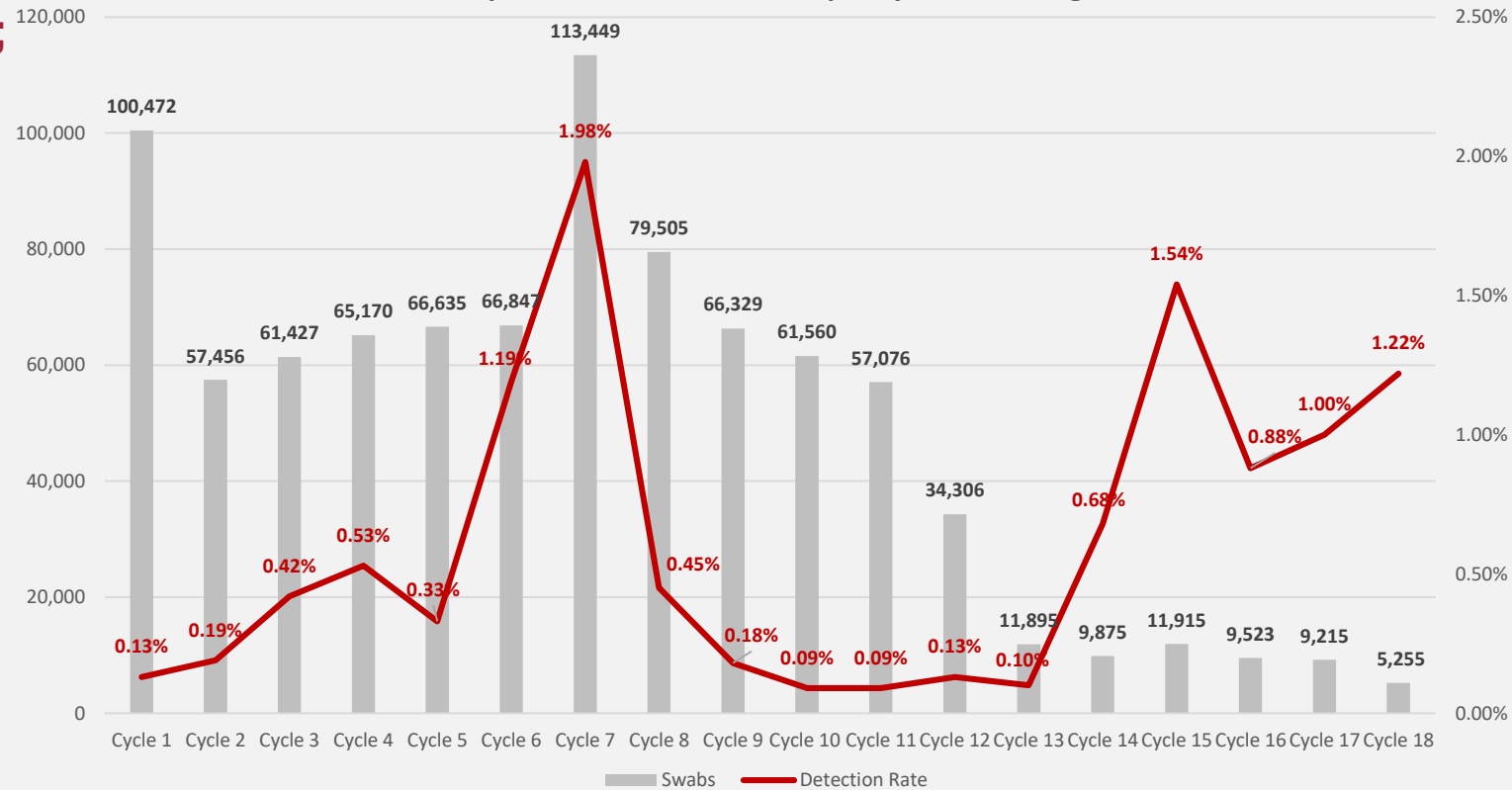


5,255 tests have been completed



64 detected cases identified
(1.22% detected rate)

Swabs completed and detection rate per cycle in Nursing Homes





Serial Testing in Mental Health Facilities

In Cycle 11 (Commenced 11th October);



3 facilities have been tested

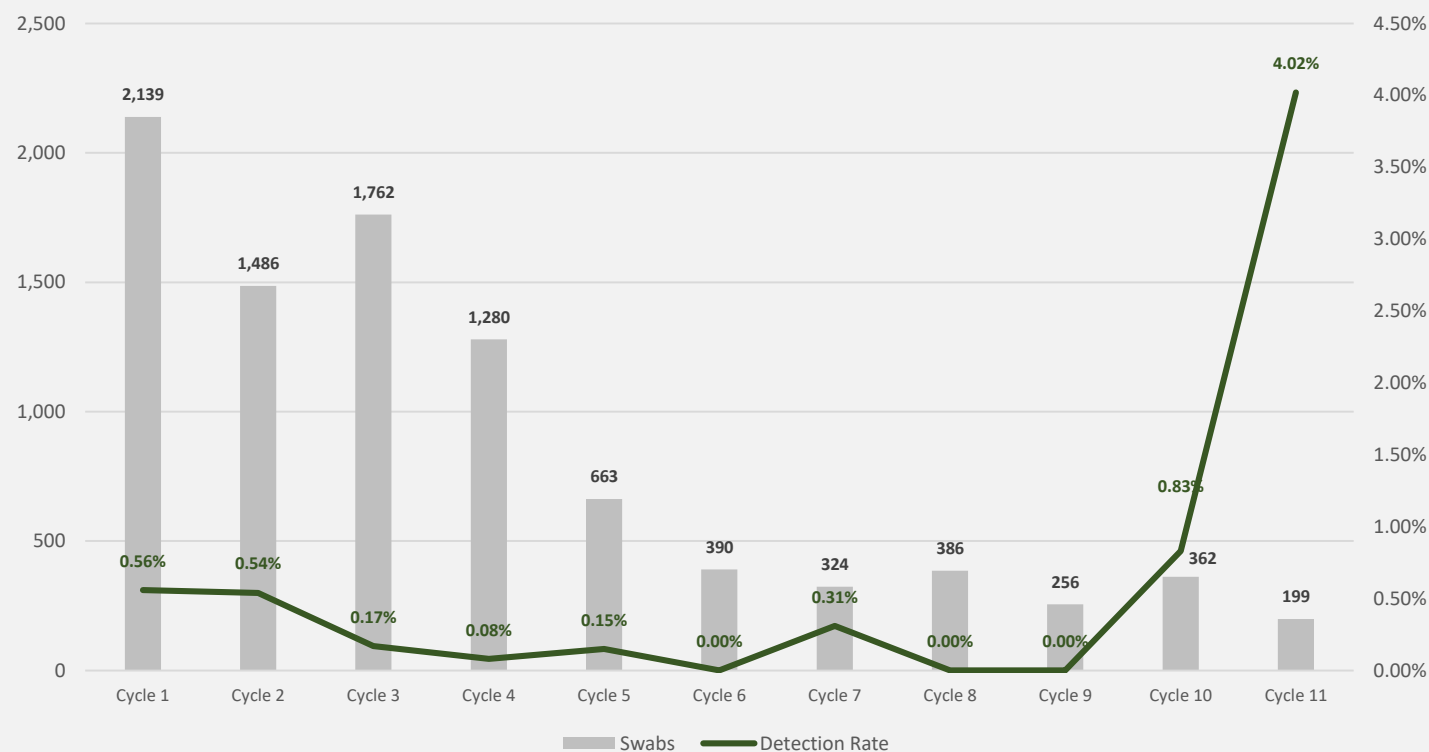


199 tests have been completed



8 detected cases identified
(4.02% detected rate)

Swabs completed and detection rate per cycle in Mental Health facilities





Serial Testing in Food Production Facilities

In Cycle 16 (Commenced 15th November);



16 facilities have been tested

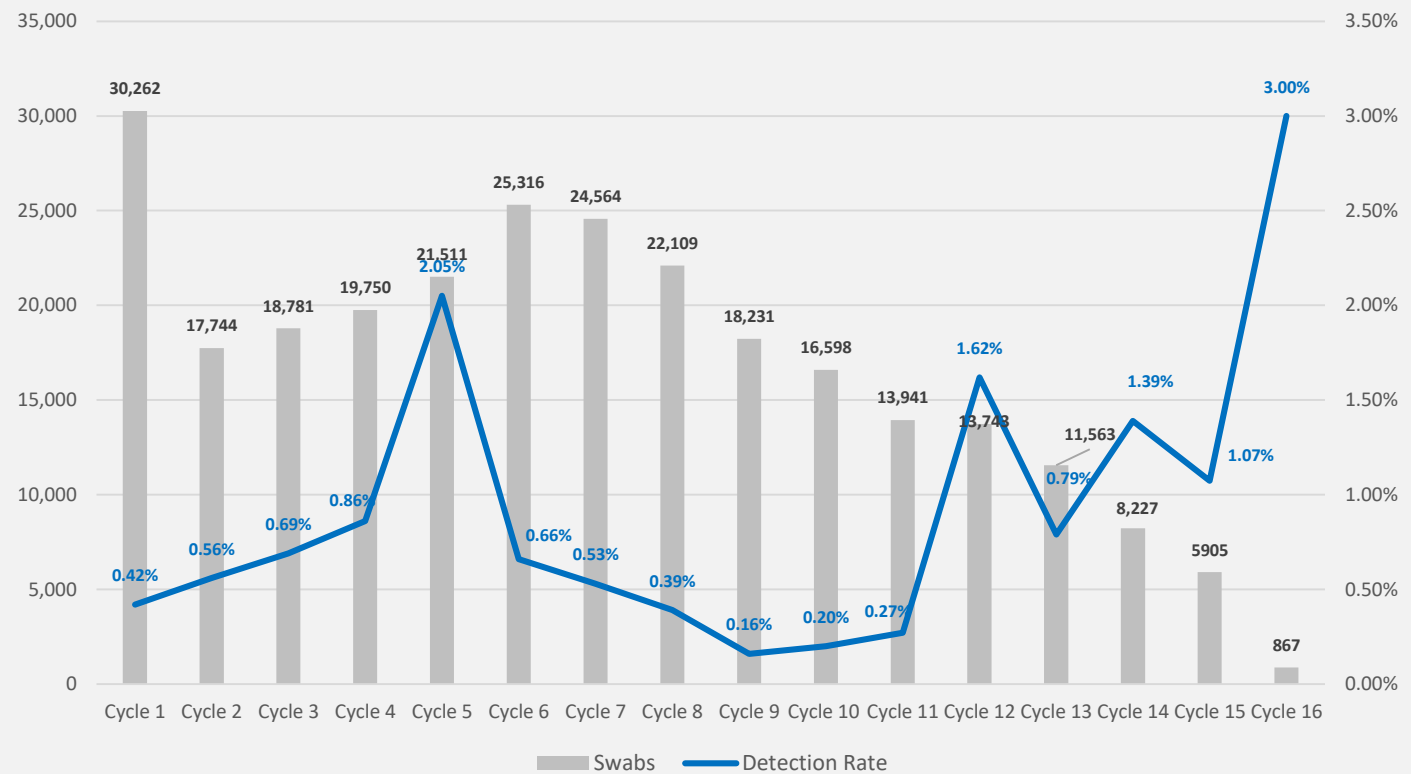


867 tests have been completed



26 detected cases identified
(3.00% detected rate)

Swabs completed and detection rate per cycle in Food Production facilities



A circular inset image showing a microscopic view of several coronavirus particles. The particles are spherical with a textured surface and numerous spike-like projections (spikes) extending from them. They are set against a dark, slightly hazy background within the circle.

4. Recruitment



Recruitment as of 22nd November

807

Staff supporting Contact Tracing

Of these 807 staff;
721 of these staff have been hired
and retained as part of
dedicated workforce to support
the contact tracing function

The remaining 86 staff are redeployed
from the HSE and other Public Service
Roles

