

### 732,678

Total Vaccination Doses

### 529,984

Dose 1

### 202,694

Dose 2

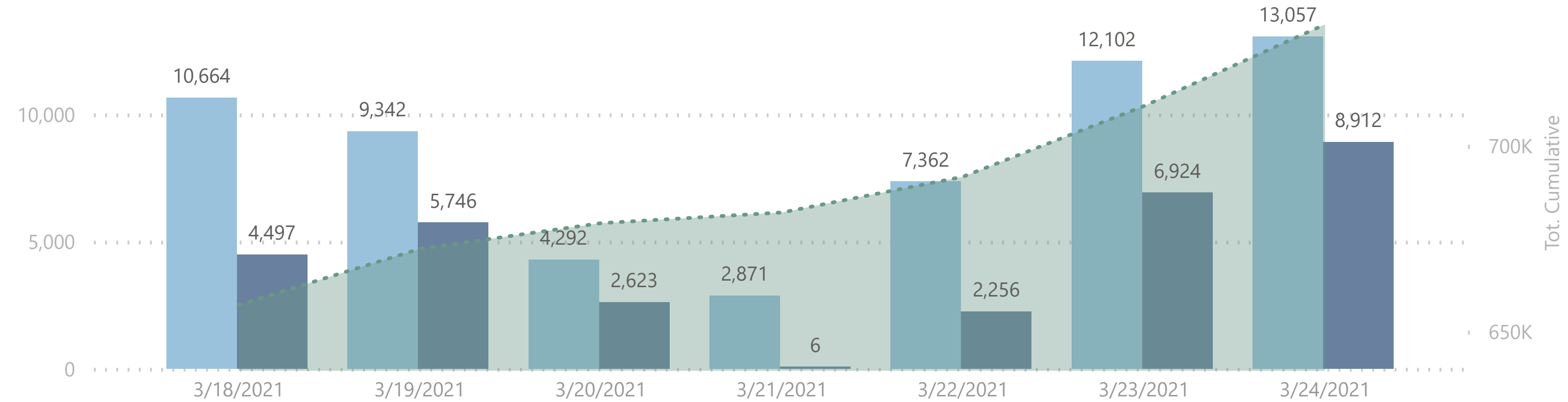


**Please note the following:**

1. There will be a two-day lag in publication.
2. The number recorded as having been delivered will always be modestly below the number actually delivered. This will be due to a lag in a small number of cases between the actual administration of the vaccination and the subsequent recording of details on the system.

### No. of Doses Administered

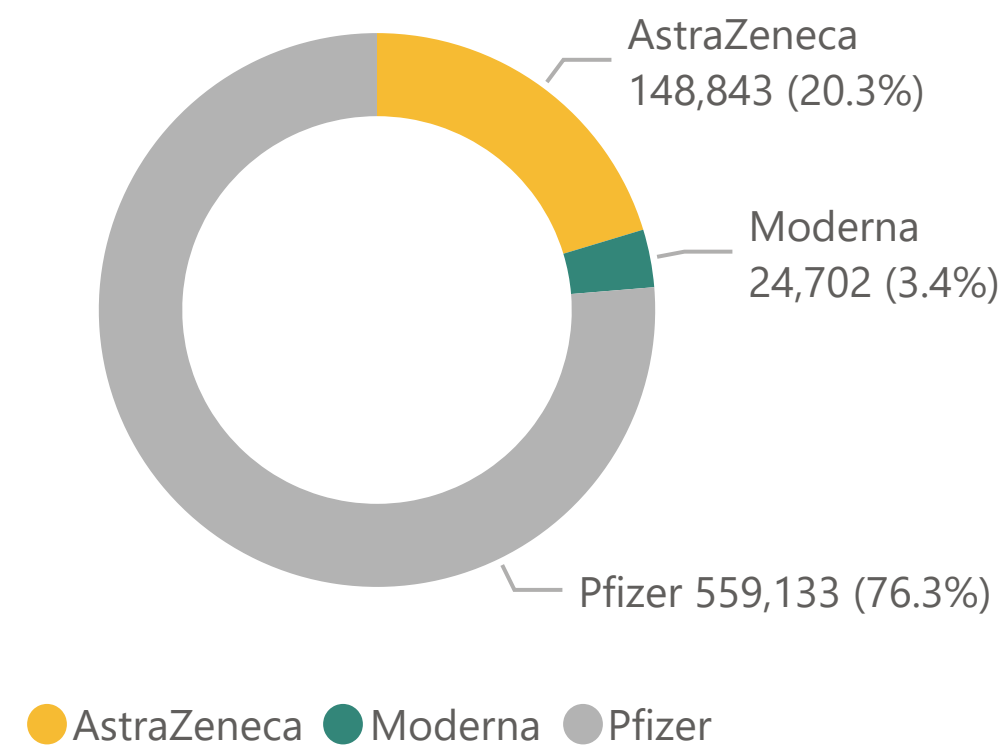
● Dose 1 ● Dose 2 - - - - - Tot. Cumulative



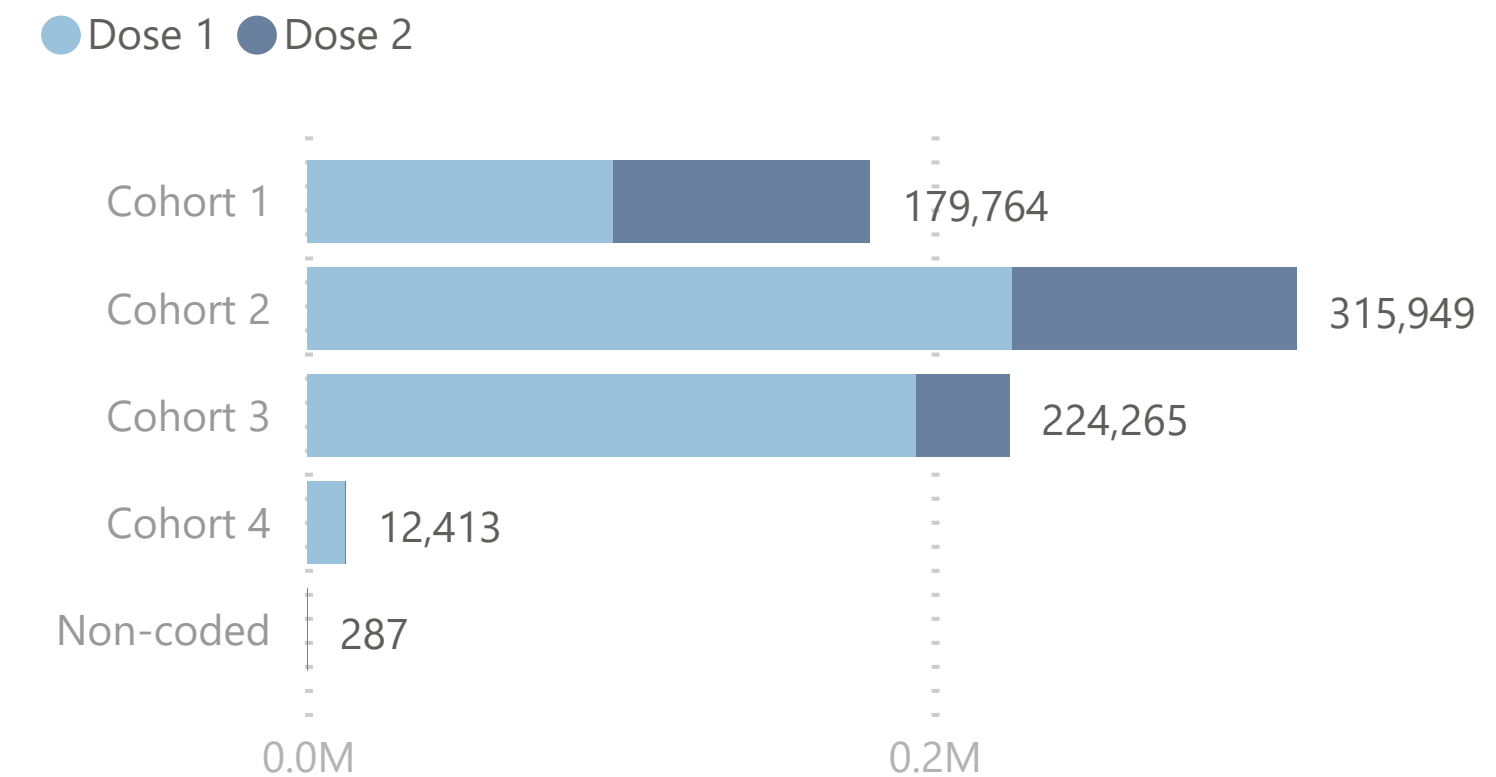
### Current Activity

- Cohort 1 ●
- Cohort 2 ●
- Cohort 3 ●
- Cohort 4 ●
- Cohort 5
- Cohort 6
- Cohort 7
- Cohort 8
- Cohort 9
- Cohort 10
- Cohort 11
- Cohort 12
- Cohort 13
- Cohort 14
- Cohort 15

### Doses Administered by Type



### Active Cohorts - No. of Doses Administered



**Cohort 1**=Long-term Residential Care Facilities

**Cohort 2**=Frontline Healthcare Workers

**Cohort 3**=Aged 70+

**Cohort 4**=Aged 16-69 at Very High Risk

**Non-coded**=No information provided

