

800,753

Total Vaccination Doses

576,612

Dose 1

224,141

Dose 2

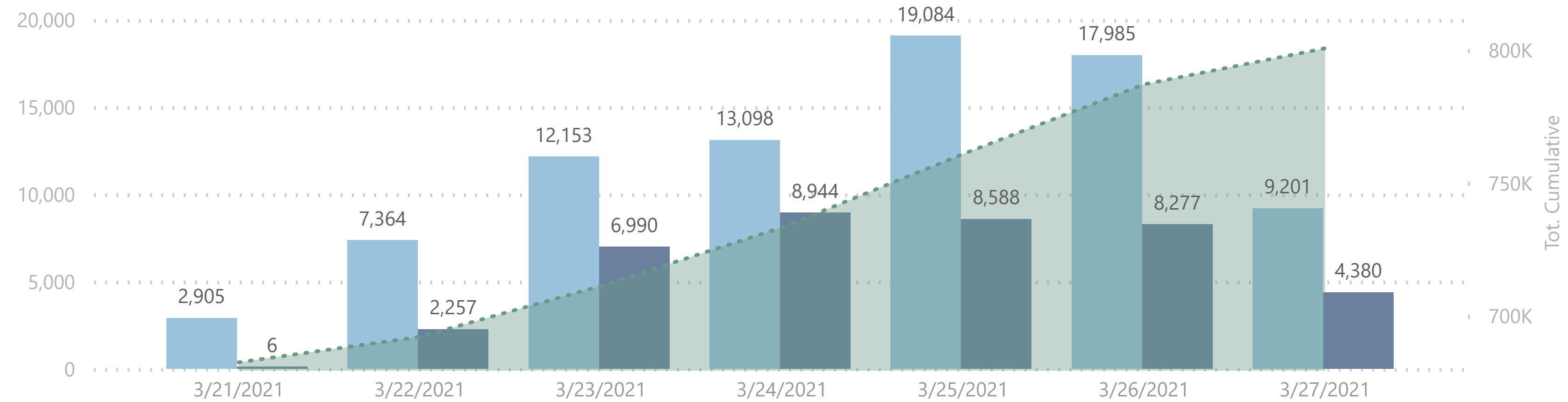


Please note the following:

1. There will be a two-day lag in publication.
2. The number recorded as having been delivered will always be modestly below the number actually delivered. This will be due to a lag in a small number of cases between the actual administration of the vaccination and the subsequent recording of details on the system.

No. of Doses Administered

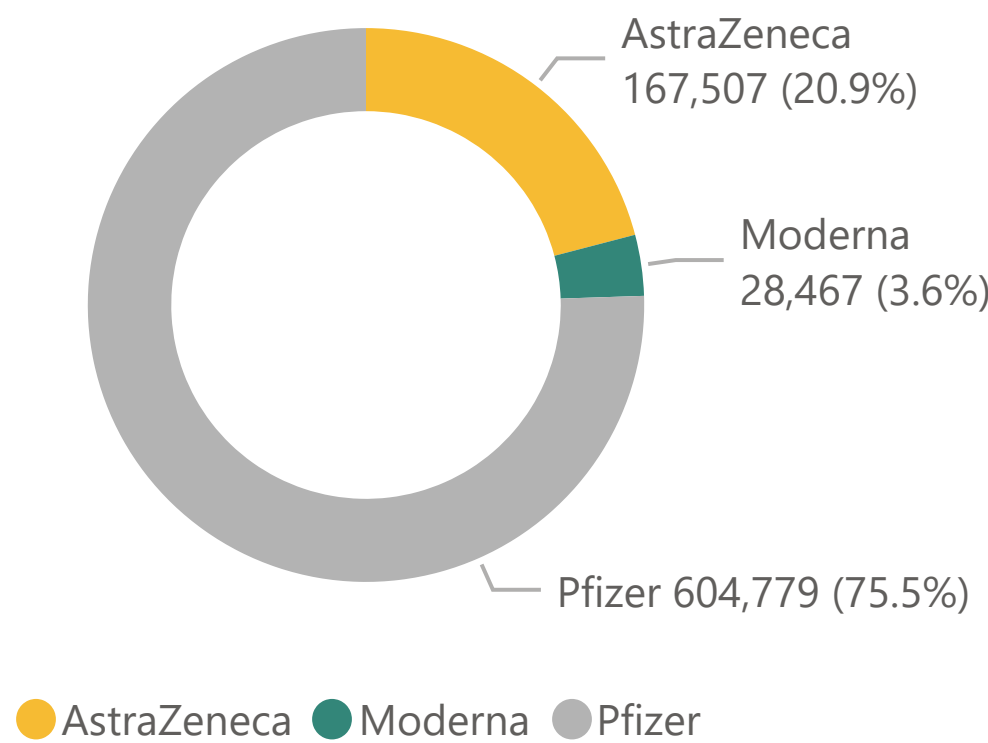
● Dose 1 ● Dose 2 - - - - Tot. Cumulative



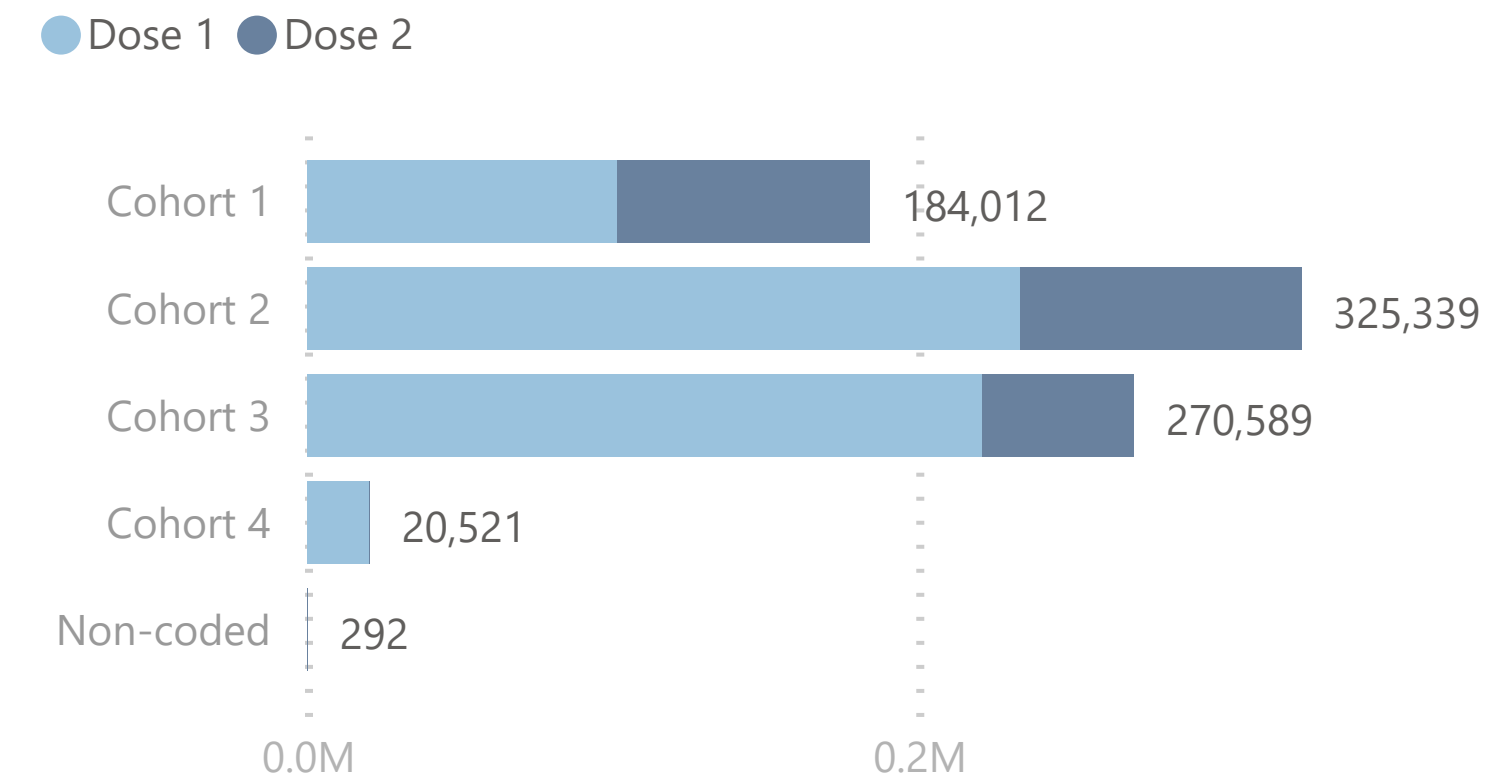
Current Activity

- Cohort 1 ●
- Cohort 2 ●
- Cohort 3 ●
- Cohort 4 ●
- Cohort 5
- Cohort 6
- Cohort 7
- Cohort 8
- Cohort 9
- Cohort 10
- Cohort 11
- Cohort 12
- Cohort 13
- Cohort 14
- Cohort 15

Doses Administered by Type



Active Cohorts - No. of Doses Administered



Cohort 1=Long-term Residential Care Facilities

Cohort 2=Frontline Healthcare Workers

Cohort 3=Aged 70+

Cohort 4=Aged 16-69 at Very High Risk

Non-coded=No information provided