






Mental Health Services Key Performance Indicator Metadata 2024



Adult Inpatient		
1	KPI Title	MH10 - Rate of admissions to adult acute inpatient units per 100,000 population in mental health catchment per quarter.
2	KPI Description	This metric is designed to measure the rate of admission per 100,000 population in mental health catchment to adult mental health acute inpatient units.
3	KPI Rationale	Reduced admissions could be used as a proxy measure for provision of community alternatives.
3a	Indicator Classification	National Scorecard Quadrant b) Access
4	National Target	2024 National 55.7. This target is reported cumulatively.
4a	Target Trajectory	a) Performance targets constant over the full year
4b	Volume Metrics	n/a
5	KPI Calculation	Total number of admissions to acute inpatient units divided by population aged 18 or over in mental health catchment * 100,000. Rates are currently collected and calculated by HRB using existing MH catchment area populations rather than LHO area populations. This is particularly relevant given that rates are calculated per 100,000 population. More info available from HRB.
6	Data Source	Health Research Board to National Business Information Unit.
6a	Data Sign Off	Submission at CHO
6b	Data Quality Issues	N/A
7	Data Collection Frequency	Quarterly
8	Tracer Conditions	Not applicable at this time
9	Minimum Data Set MDS	Total number of admissions to acute inpatient units divided by population aged 18 or over in mental health catchment
10	International Comparison	Not applicable at this time
11	KPI Monitoring	Quarterly
12	KPI Reporting Frequency	Quarterly
13	KPI Report Period	Q-1Q
14	KPI Reporting Aggregation	CHO Area and individual teams
15	KPI is reported in which reports?	Annual Report; Performance Report/Profile; MDR
16	Web link to data	https://www.hse.ie/eng/services/publications/performance-reports/
17	Additional Information	As reported in the HSE Performance Report
	KPI owner/lead for implementation	Dervila Eyres, Assistant National Director, Head of Operations HSE Mental Health Services
	PBI data support	Jarlath Conefrey, Lead Data Analyst, Mental Health Services, 087 6197351 Email: jarlath.conefrey@hse.ie
	Governance/sign off	Dervila Eyres, Assistant National Director, Head of Operations HSE Mental Health Services


Adult Inpatient		
1	KPI Title	MH11 - First admission rates to adult acute units (that is, first ever admission), per 100,000 population in mental health catchment area per quarter
2	KPI Description	First admissions are admissions of persons who were not previously admitted to the receiving hospital or unit or to any other psychiatric in-patient facility.
3	KPI Rationale	This metric is designed to measure first admission rates to adult acute units (that is, first ever admission). per 100,000 in the mental health catchment area.
3a	Indicator Classification	National Scorecard Quadrant b) Access
4	National Target	2024 20.3. This metric is reported cumulatively.
4a	Target Trajectory	NSP 2024 - This metric is reported cumulatively.
4b	Volume Metrics	N/a
5	KPI Calculation	Number of First admission to acute units (that is, first ever admission) during reporting period divided by population aged 18 years or over *100,000. First Admissions / rates are currently collected and calculated using existing MH catchment area populations rather than LHO area populations. This is particularly relevant given that rates are calculated per 100,000 population. More info available from HRB.
6	Data Source	Health Research Board to National Business Information Unit.
6a	Data Sign Off	Submission at CHO
6b	Data Quality Issues	N/A
7	Data Collection Frequency	Quarterly
8	Tracer Conditions	Not applicable at this time
9	Minimum Data Set MDS	Number of First admission to acute units (that is, first ever admission) during reporting period divided by population of mental health catchment area aged 18 years or over
10	International Comparison	Not applicable at this time
11	KPI Monitoring	Quarterly
12	KPI Reporting Frequency	Quarterly
13	KPI Report Period	Q-1Q
14	KPI Reporting Aggregation	CHO Area and individual teams
15	KPI is reported in which reports?	Annual Report; Performance Report/Profile; MDR
16	Web link to data	https://www.hse.ie/eng/services/publications/performance-reports/
17	Additional Information	As reported in the HSE Performance Report
	KPI owner/lead for implementation	Dervila Eyres, Assistant National Director, Head of Operations HSE Mental Health Services
	PBI data support	Jarlath Conefrey, Lead Data Analyst, Mental Health Services, 087 6197351 Email: jarlath.conefrey@hse.ie
	Governance/sign off	Dervila Eyres, Assistant National Director, Head of Operations HSE Mental Health Services


Adult Inpatient		
1	KPI Title	MH12 - Acute re-admission as a percentage of admissions.
2	KPI Description	Rate of readmission as a % of all admissions
3	KPI Rationale	This metric is designed to measure the percentage of patients readmitted to adult mental health acute inpatient units and is linked to the earlier metric on Total admissions – see comments there.
3a	Indicator Classification	National Scorecard Quadrant b) Access
4	National Target	Target 2024 63%. This metric is reported cumulatively.
4a	Target Trajectory	
4b	Volume Metrics	N/A
5	KPI Calculation	1. Total No. of Admissions minus total number of first admissions = total no. of readmissions 2. Total no. of readmissions is divided by total admissions and presented as percentage.
6	Data Source	Health Research Board to NBIU Non acute Team
6a	Data Sign Off	Submission at CHO
6b	Data Quality Issues	N/A
7	Data Collection Frequency	Quarterly
8	Tracer Conditions	Not applicable at this time
9	Minimum Data Set MDS	1. Total No. of Admissions minus total number of first admissions = total no. of readmissions 2. Total no. of readmissions is divided by total admissions and presented as percentage
10	International Comparison	Not applicable at this time
11	KPI Monitoring	Quarterly
12	KPI Reporting Frequency	Quarterly
13	KPI Report Period	Q-1Q
14	KPI Reporting Aggregation	CHO Area and individual teams
15	KPI is reported in which reports?	Annual Report; Performance Report/Profile; MDR
16	Web link to data	https://www.hse.ie/eng/services/publications/performance-reports/
17	Additional Information	As reported in the HSE Performance Report
	KPI owner/lead for implementation	Dervila Eyres, Assistant National Director, Head of Operations HSE Mental Health Services
	PBI data support	Jarlath Conefrey, Lead Data Analyst, Mental Health Services, 087 6197351 Email: jarlath.conefrey@hse.ie
	Governance/sign off	Dervila Eyres, Assistant National Director, Head of Operations HSE Mental Health Services

Adult Inpatient



1	KPI Title	MH13 - Inpatient re-admission rates to adult acute units per 100,000 population in mental health catchment area per quarter.
2	KPI Description	Re-admissions are admissions of persons who were either previously admitted to the receiving hospital or unit or to any other psychiatric in-patient facility. The relevant number is calculated by subtracting the number of first admissions from total admissions and expressed as a rate per 100,000 head of population in mental health catchment area.
3	KPI Rationale	This metric is designed to measure readmission rates to acute units, per 100,000 population. Readmission rates can be an indicator of the effectiveness of interventions and/or an indicator of the prevalence of severe and enduring mental illness requiring episodic inpatient interventions.
3a	Indicator Classification	National Scorecard Quadrant b) Access
4	National Target	Target 2024 35.3. This metric is reported cumulatively.
4a	Target Trajectory	a) Performance targets constant over the full year
4b	Volume Metrics	N/A
5	KPI Calculation	Re-admissions are admissions of persons who were either previously admitted to the receiving hospital or unit or to any other psychiatric in-patient facility. The relevant number is calculated by subtracting the number of first admissions from total admissions and expressed as a rate per 100,000 head of population in mental health catchment area.
6	Data Source	Health Research Board to NBIU Non acute team
6a	Data Sign Off	Submission at CHO
6b	Data Quality Issues	N/A
7	Data Collection Frequency	Quarterly
8	Tracer Conditions	Not applicable at this time
9	Minimum Data Set MDS	Number of Admissions to acute units, Number of First admission to acute units (that is, first ever admission),
10	International Comparison	Not applicable at this time
11	KPI Monitoring	Quarterly
12	KPI Reporting Frequency	Quarterly
13	KPI Report Period	Q-1Q
14	KPI Reporting Aggregation	CHO Area and individual teams
15	KPI is reported in which reports?	Annual Report; Performance Report/Profile; MDR
16	Web link to data	https://www.hse.ie/eng/services/publications/performance-reports/
17	Additional Information	As reported in the HSE Performance Report
	KPI owner/lead for implementation	Dervila Eyres, Assistant National Director, Head of Operations HSE Mental Health Services
	PBI data support	Jarlath Conefrey, Lead Data Analyst, Mental Health Services, 087 6197351 Email: jarlath.conefrey@hse.ie
	Governance/sign off	Dervila Eyres, Assistant National Director, Head of Operations HSE Mental Health Services


Adult Inpatient		
1	KPI Title	MH14 - Number of adult acute inpatient beds per 100,000 population in the mental health catchment area per quarter
2	KPI Description	The total number of acute psychiatric beds within the mental health catchment per 100,000 population.
3	KPI Rationale	The metric tracks the number of acute inpatient beds per 100,000 population to be measured against the recommendations in A Vision for Change
3a	Indicator Classification	National Scorecard Quadrant b) Access
4	National Target	Target 2024: 19.7 This metric is reported cumulatively.
4a	Target Trajectory	
4b	Volume Metrics	N/A
5	KPI Calculation	Number of acute Inpatient places / Population *100,000 / rates are currently collected and calculated by HRB using existing MH catchment area populations rather than LHO area populations. This is particularly relevant given that rates are calculated per 100,000 population. More info available from HRB.
6	Data Source	Health Research Board to National Business Information Unit.
6a	Data Sign Off	Submission at CHO
6b	Data Quality Issues	N/A
7	Data Collection Frequency	Quarterly
8	Tracer Conditions	Not applicable at this time
9	Minimum Data Set MDS	Number of acute Inpatient places, Population of Mental Health Catchment
10	International Comparison	Not applicable at this time
11	KPI Monitoring	Quarterly
12	KPI Reporting Frequency	Quarterly
13	KPI Report Period	Q-1Q
14	KPI Reporting Aggregation	CHO Area and individual teams
15	KPI is reported in which reports?	Annual Report; Performance Report/Profile; MDR
16	Web link to data	https://www.hse.ie/eng/services/publications/performance-reports/
17	Additional Information	As reported in the HSE Performance Report
	KPI owner/lead for implementation	Dervila Eyres, Assistant National Director, Head of Operations HSE Mental Health Services
	PBI data support	Jarlath Conefrey, Lead Data Analyst, Mental Health Services, 087 6197351 Email: jarlath.conefrey@hse.ie
	Governance/sign off	Dervila Eyres, Assistant National Director, Head of Operations HSE Mental Health Services


Adult Inpatient		
1	KPI Title	MH15 - Number of adult involuntary admissions.
2	KPI Description	HRB (NPIRS) definition: The legal status recorded by NPIRS is that recorded on admission. Changes may occur in legal status following admission but this is not recorded by the NPIRS. In addition in accordance with 16(1)A of the Mental Health Act 2001 details of all Admission Orders must be provided to the Mental Health Commission.
3	KPI Rationale	The metric collects data of the number of adult service users who are admitted involuntarily under the Mental Health Act.
3a	Indicator Classification	National Scorecard Quadrant b) Access
4	National Target	NSP 2024 expected activity 2,356 reported cumulatively
4a	Target Trajectory	a) Performance targets constant over the full year
4b	Volume Metrics	CHO1 (173) CHO2 (229) CHO3 (136) CHO4 (450) CHO5 (283) CHO6 (214) CHO7 (365) CHO8 (183) CHO9 (323)
5	KPI Calculation	Count.
6	Data Source	Health Research Board to National Business Information Unit.
6a	Data Sign Off	Submission at CHO
6b	Data Quality Issues	N/A
7	Data Collection Frequency	Quarterly
8	Tracer Conditions	Not applicable at this time
9	Minimum Data Set MDS	Number of adult involuntary admissions
10	International Comparison	Not applicable at this time
11	KPI Monitoring	Quarterly
12	KPI Reporting Frequency	Quarterly
13	KPI Report Period	Q-1Q
14	KPI Reporting Aggregation	CHO Area and individual teams
15	KPI is reported in which reports?	Annual Report; Performance Report/Profile; MDR
16	Web link to data	https://www.hse.ie/eng/services/publications/performance-reports/
17	Additional Information	As reported in the HSE Performance Report
	KPI owner/lead for implementation	Dervila Eyres, Assistant National Director, Head of Operations HSE Mental Health Services
	PBI data support	Jarlath Conefrey, Lead Data Analyst, Mental Health Services, 087 6197351 Email: jarlath.conefrey@hse.ie
	Governance/sign off	Dervila Eyres, Assistant National Director, Head of Operations HSE Mental Health Services

Adult Inpatient



1	KPI Title	MH16 - Rate of adult involuntary admissions per 100,000 population in mental health catchment per quarter.
2	KPI Description	HRB (NPIRS) definition : The legal status recorded by NPIRS is that recorded on admission. Changes may occur in legal status following admission but this is not recorded by the NPIRS. In addition in accordance with 16(1)A of the Mental Health Act 2001 details of all Admission Orders must be provided to the Mental Health
3	KPI Rationale	The metric collects data of the rate per 100,000 population of adults admitted involuntarily under the Mental Health Act 2001.
3a	Indicator Classification	National Scorecard Quadrant b) Access
4	National Target	Target 2024: National 11.4. This metric is reported cumulatively.
4a	Target Trajectory	a) Performance targets constant over the full year
4b	Volume Metrics	N/A
5	KPI Calculation	No. of involuntary admissions expressed as a rate per 100,000 population.
6	Data Source	Health Research Board to National Business Information Unit.
6a	Data Sign Off	Submission at CHO
6b	Data Quality Issues	N/A
7	Data Collection Frequency	Quarterly
8	Tracer Conditions	Not applicable at this time
9	Minimum Data Set MDS	Number of involuntary admissions of adults
10	International Comparison	Not applicable at this time
11	KPI Monitoring	Quarterly
12	KPI Reporting Frequency	Quarterly
13	KPI Report Period	Q-1Q
14	KPI Reporting Aggregation	CHO Area and individual teams
15	KPI is reported in which reports?	Annual Report; Performance Report/Profile; MDR
16	Web link to data	https://www.hse.ie/eng/services/publications/performance-reports/
17	Additional Information	As reported in the HSE Performance Report
	KPI owner/lead for implementation	Dervila Eyres, Assistant National Director, Head of Operations HSE Mental Health Services
	PBI data support	Jarlath Conefrey, Lead Data Analyst, Mental Health Services, 087 6197351 Email: jarlath.conefrey@hse.ie
	Governance/sign off	Dervila Eyres, Assistant National Director, Head of Operations HSE Mental Health Services

Adult Inpatient		
1	KPI Title	MH8- Number of admissions to adult acute inpatient units
1a	KPI Short Title	Number of admissions to adult acute inpatient units
2	KPI Description	This metric is designed to measure the total number admitted to adult mental health acute inpatient units.
3	KPI Rationale	This metric is used to support the preparation of indicators based on rates of admission. Reduced admissions could be used as a proxy measure for provision of community alternatives. Similarly, a trend of increasing admission rates could alert the Area Mental Health Management Team to a lack of capacity in community settings and/or increased demand for secondary care mental health services
3a	Indicator Classification	National Scorecard Quadrant a) Quality and Safety b) Access
4	National Target	2024 National expected activity 11,465. This metric is reported cumulatively.
4a	Target Trajectory	a) Performance targets constant over the full year
4b	Volume Metrics	CHO1 (1,253) CHO2 (1,272) CHO3 (795) CHO4 (2,053) CHO5 (1,203) CHO6 (871) CHO7 (1,107) CHO8 (1,353) CHO9 (1,558)
5	KPI Calculation	Count.
6	Data Source	Health Research Board to National Business Information Unit
6a	Data Sign Off	Submission at CHO
6b	Data Quality Issues	N/A
7	Data Collection Frequency	Quarterly
8	Tracer Conditions	Not applicable at this time
9	Minimum Data Set MDS	The total number admitted to adult mental health acute inpatient units.
10	International Comparison	Not applicable at this time
11	KPI Monitoring	Quarterly
12	KPI Reporting Frequency	Quarterly
13	KPI Report Period	Q-1Q
14	KPI Reporting Aggregation	CHO Area and individual teams
15	KPI is reported in which reports?	Annual Report; Performance Report/Profile; MDR
16	Web link to data	https://www.hse.ie/eng/services/publications/performance-reports/
17	Additional Information	As reported in the HSE Performance Report
	KPI owner/lead for implementation	Dervila Eyres, Assistant National Director, Head of Operations HSE Mental Health Services
	PBI data support	Jarlath Conefrey, Lead Data Analyst, Mental Health Services, 087 6197351 Email: jarlath.conefrey@hse.ie
	Governance/sign off	Dervila Eyres, Assistant National Director, Head of Operations HSE Mental Health Services

Adult Inpatient		
1	KPI Title	MH9 - Median length of stay
1a	KPI Short Title	Median length of stay
2	KPI Description	Median length of stay is the middle number in the sequence of numbers created by listing all of the figures for length of stay during the period of less than one year. Where such a sequence has an even amount of numbers, the median is the average of the two middle numbers.
3	KPI Rationale	Measurement of length of stay can be used as a comparator of service provision in conjunction with other data having regard to evidence base for addressing certain diagnosis. It can also act as a proxy for effective community secondary care provision.
3a	Indicator Classification	National Scorecard Quadrant b) Access
4	National Target	NSP 2024 11.0. This metric is reported PIT.
4a	Target Trajectory	11.0
4b	Volume Metrics	N/A
5	KPI Calculation	Median length of stay is the middle number in the sequence of numbers created by listing all of the figures for length of stay during the period of less than one year. Where such a sequence has an even amount of numbers, the median is the average of the two middle numbers.
6	Data Source	Health Research Board to National Business Information Unit.
6a	Data Sign Off	Submission at CHO
6b	Data Quality Issues	N/A
7	Data Collection Frequency	Quarterly
8	Tracer Conditions	Not applicable at this time
9	Minimum Data Set MDS	The middle number in the sequence of numbers created by listing all of the figures for length of stay during the period of less than one year. Where such a sequence has an even amount of numbers, the median is the average of the two middle numbers.
10	International Comparison	Not applicable at this time
11	KPI Monitoring	Quarterly
12	KPI Reporting Frequency	Quarterly
13	KPI Report Period	Q-1Q
14	KPI Reporting Aggregation	CHO Area and individual teams
15	KPI is reported in which reports?	Annual Report; Performance Report/Profile; MDR
16	Web link to data	https://www.hse.ie/eng/services/publications/performance-reports/
17	Additional Information	As reported in the HSE Performance Report
	KPI owner/lead for implementation	Dervila Eyres, Assistant National Director, Head of Operations HSE Mental Health Services
	PBI data support	Jarlath Conefrey, Lead Data Analyst, Mental Health Services, 087 6197351 Email: jarlath.conefrey@hse.ie
	Governance/sign off	Dervila Eyres, Assistant National Director, Head of Operations HSE Mental Health Services

Community Adult		
1	KPI Title	MH18 - Number of General Adult Mental Health Teams
1a	KPI Short Title	Number of GAMH Teams
2	KPI Description	The General Adult Community Mental Health Teams coordinates a range of interventions for individuals in a variety of locations, including home care treatment, day hospital, outpatient facilities and in-patient units, and interacts and liaises with specialist catchment or regional services to coordinate the care of individuals who require special consideration. A Vision for Change recommends that there should be one General Adult Community Mental Health Team per 50,000 population
3	KPI Rationale	The General Adult Community Mental Health Team is the core mechanism for the delivery of secondary care mental health services to adults and the KPI is to monitor the provision of community mental health services
3a	Indicator Classification	National Scorecard Quadrant b) Access
4	National Target	2024 National expected activity 112. This metric is reported PIT.
4a	Target Trajectory	a) Performance targets constant over the full year
4b	Volume Metrics	CHO1 (9) CHO2 (11) CHO3 (11) CHO4 (17) CHO5 (11) CHO6 (10) CHO7 (12) CHO8 (14) CHO9 (17)
5	KPI Calculation	
6	Data Source	From General Adult Community Mental Health Team to CHO Manager to National Business Information Unit.
6a	Data Sign Off	Submission at CHO
6b	Data Quality Issues	N/A
7	Data Collection Frequency	Monthly
8	Tracer Conditions	Not applicable at this time
9	Minimum Data Set MDS	The number of General Adult Community Mental Health Teams
10	International Comparison	Not applicable at this time
11	KPI Monitoring	Monthly
12	KPI Reporting Frequency	Monthly
13	KPI Report Period	M
14	KPI Reporting Aggregation	CHO Area and individual teams
15	KPI is reported in which reports?	Annual Report; Performance Report/Profile; MDR
16	Web link to data	https://www.hse.ie/eng/services/publications/performance-reports/
17	Additional Information	As reported in the HSE Performance Report
	KPI owner/lead for implementation	Dervila Eyres, Assistant National Director, Head of Operations HSE Mental Health Services
	PBI data support	Jarlath Conefrey, Lead Data Analyst, Mental Health Services, 087 6197351 Email: jarlath.conefrey@hse.ie
	Governance/sign off	Dervila Eyres, Assistant National Director, Head of Operations HSE Mental Health Services

Community Adult		
1	KPI Title	MH19 - Number of referrals (including re-referred) received by General Adult Mental Health Teams
1a	KPI Short Title	No. of referrals received by GAMH
2	KPI Description	This metric is designed to measure the number of referrals received (i) over 16 years and less than 18 years old (ii) over 18th birthday referred to each General Adult Mental Health Team during the reporting period. First or re-referrals to General Adult Services generally take place in an outpatient clinic or may occasionally be seen in the patient's home. The patients are for the most part home-based. Homes include:- a private house (owned or rented etc) - a private or public residential setting e.g. a nursing home - transitory accommodation e.g. hostel for the homeless, refugee centre or B&B Referrals do not include:i. Referrals between members of the community mental health team.ii. Specialist clinics such as for adults with ADHD.iii. Referrals seen in hospital settings (whether general, maternity, geriatric etc.)
3	KPI Rationale	The KPI is intended to measure the level of demand for the General Adult Community Mental Health Team
3a	Indicator Classification	National Scorecard Quadrant b) Access
4	National Target	2024 National expected activity 50,136. This metric is reported cumulatively.
4a	Target Trajectory	
4b	Volume Metrics	CHO1 (5,228) CHO2 (5,300) CHO3 (4,636) CHO4 (6,958) CHO5 (4,664) CHO6 (4,834) CHO7 (6,179) CHO8 (6,516) CHO9 (5,821)
5	KPI Calculation	
6	Data Source	From General Adult Community Mental Health Team to CHO Manager to National Business Information Unit.
6a	Data Sign Off	Submission at CHO
6b	Data Quality Issues	N/A
7	Data Collection Frequency	Monthly
8	Tracer Conditions	Not applicable at this time
9	Minimum Data Set MDS	Number of referrals by age group
10	International Comparison	Not applicable at this time
11	KPI Monitoring	Monthly
12	KPI Reporting Frequency	Monthly
13	KPI Report Period	M
14	KPI Reporting Aggregation	CHO Area and individual teams
15	KPI is reported in which reports?	Annual Report; Performance Report/Profile; MDR
16	Web link to data	https://www.hse.ie/eng/services/publications/performance-reports/
17	Additional Information	As reported in the HSE Performance Report
	KPI owner/lead for implementation	Dervila Eyres, Assistant National Director, Head of Operations HSE Mental Health Services
	PBI data support	Jarlath Conefrey, Lead Data Analyst, Mental Health Services, 087 6197351 Email: jarlath.conefrey@hse.ie
	Governance/sign off	Dervila Eyres, Assistant National Director, Head of Operations HSE Mental Health Services

Community Adult		
1	KPI Title	MH20 - Number of referrals (including re-referred) accepted by General Adult Mental Health Team
1a	KPI Short Title	No. of referrals accepted by GAMH
2	KPI Description	This metric is designed to measure the number of referrals accepted based on the criteria operated by General Adult Mental Health Team in the reported period by (i) over 16y and less than 18 years old (ii) over 18th birthday referred to each General Adult Mental Health Team during the reporting period.
3	KPI Rationale	The purpose of this metric is to gain information over time on the numbers of referrals accepted to support the monitoring and evaluating of trends over time per area/ region and across the service nationally.
3a	Indicator Classification	National Scorecard Quadrant b) Access
4	National Target	2024 National expected activity NSP 42,111. This metric is reported cumulatively.
4a	Target Trajectory	This metric is reported cumulatively.
4b	Volume Metrics	CHO1 (4,392) CHO2 (4,451) CHO3 (3,895) CHO4 (5,844) CHO5 (3,919) CHO6 (4,061) CHO7 (5,190) CHO8 (5,472) CHO9 (4,887)
5	KPI Calculation	
6	Data Source	From General Adult Community Mental Health Team to CHO Manager to National Business Information Unit.
6a	Data Sign Off	Submission at CHO
6b	Data Quality Issues	N/A
7	Data Collection Frequency	Monthly
8	Tracer Conditions	Not applicable at this time
9	Minimum Data Set MDS	Number of referrals accepted, by age
10	International Comparison	Not applicable at this time
11	KPI Monitoring	Monthly
12	KPI Reporting Frequency	Monthly
13	KPI Report Period	M
14	KPI Reporting Aggregation	CHO Area and individual teams
15	KPI is reported in which reports?	Annual Report; Performance Report/Profile; MDR
16	Web link to data	https://www.hse.ie/eng/services/publications/performance-reports/
17	Additional Information	As reported in the HSE Performance Report
	KPI owner/lead for implementation	Dervila Eyres, Assistant National Director, Head of Operations HSE Mental Health Services
	PBI data support	Jarlath Conefrey, Lead Data Analyst, Mental Health Services, 087 6197351 Email: jarlath.conefrey@hse.ie
	Governance/sign off	Dervila Eyres, Assistant National Director, Head of Operations HSE Mental Health Services

Community Adult	
1	<p>KPI Title</p> <p>MH21 - Number of new (including re-referred) cases offered first appointment and Seen or DNA by wait time by (i) over 16 years and less than 18 years old (ii) over 18th birthday referred to General Adult Mental Health Team during the reporting period.</p> <p>i) <1 Weeks ii) > 1 Weeks but <= 2 Weeks iii) > 2 Weeks but <= 3 Weeks iv) > 3 Weeks but <= 4 Weeks v) > 4 Weeks but <= 8 Weeks vi) > 8 Weeks but <= 12 Weeks vii) >12 Weeks</p>
1a	<p>KPI Short Title</p> <p>No. of GAMH accepted referrals seen or DNA in the month</p>
2	<p>KPI Description</p> <p>Refers to General Adult Community Mental Health Team. Re-referred case: A re-referral is the referral of a patient to a health professional of a specific profession, when the patient has been previously referred to the same profession for the same condition at the same location. A re-referral always marks the start of a new episode. Wait time: The number of weeks from the point at which the referral is received by a member of the General Adult MH team to the day the assessment takes place (less any delay due to client postponement of assessment) excluding both of those days. Sub Definitions: Wait Time is day referral received in the office when it is date stamped by admin staff. (Triage in each service should be efficient and mechanisms put in place it occurs as close as possible to day received). A DNA if an appointment is offered and the patient fails to attend or make contact in sufficient time as to allow the service to reschedule or re-offer appointment this would then be constituted as a DNA</p>
3	<p>KPI Rationale</p> <p>Wait times to General Adult MH team for mental health assessment provide a measure of service access in the community and the timeliness of that access.</p>
3a	<p>Indicator Classification</p> <p>National Scorecard Quadrant b) Access</p>
4	<p>National Target</p> <p>2024 National expected activity NSP 38,024. This metric is reported cumulatively.</p>
4a	<p>Target Trajectory</p> <p>This metric is reported cumulatively.</p>
4b	<p>Volume Metrics</p> <p>CHO1 (3,966) CHO2 (4,019) CHO3 (3,516) CHO4 (5,274) CHO5 (3,540) CHO6 (3,667) CHO7 (4,687) CHO8 (4,943) CHO9 (4,412)</p>
5	<p>KPI Calculation</p>
6	<p>Data Source</p> <p>From General Adult Community Mental Health Team to CHO Manager to National Business Information Unit.</p>
6a	<p>Data Sign Off</p> <p>Submission at CHO</p>
6b	<p>Data Quality Issues</p> <p>N/A</p>
7	<p>Data Collection Frequency</p> <p>Monthly</p>
8	<p>Tracer Conditions</p> <p>Not applicable at this time</p>
9	<p>Minimum Data Set MDS</p> <p>Number of referrals , number appointments offered, number of DNA, by age</p>
10	<p>International Comparison</p> <p>Not applicable at this time</p>
11	<p>KPI Monitoring</p> <p>Monthly</p>
12	<p>KPI Reporting Frequency</p> <p>Monthly</p>
13	<p>KPI Report Period</p> <p>M</p>
14	<p>KPI Reporting Aggregation</p> <p>CHO Area and individual teams</p>
15	<p>KPI is reported in which reports?</p> <p>Annual Report; Performance Report/Profile; MDR</p>
16	<p>Web link to data</p> <p>https://www.hse.ie/eng/services/publications/performance-reports/</p>
17	<p>Additional Information</p> <p>As reported in the HSE Performance Report</p>
	<p>KPI owner/lead for implementation</p> <p>Dervila Eyres, Assistant National Director, Head of Operations HSE Mental Health Services</p>
	<p>PBI data support</p> <p>Jarlath Conefrey, Lead Data Analyst, Mental Health Services, 087 6197351 Email: jarlath.conefrey@hse.ie</p>
	<p>Governance/sign off</p> <p>Dervila Eyres, Assistant National Director, Head of Operations HSE Mental Health Services</p>

Community Adult	
1	<p>KPI Title</p> <p>MH22 - Number of new (including re-referred) cases offered first appointment and Seen by wait time by (i) over 16 years and less than 18 years old (ii) over 18th birthday referred to General Adult Mental Health Team during the reporting period.</p> <p>i) <1 Weeks ii) > 1 Weeks but <= 2 Weeks iii) > 2 Weeks but <= 3 Weeks iv) > 3 Weeks but <= 4 Weeks v) > 4 Weeks but <= 8 Weeks vi) > 8 Weeks but <= 12 Weeks vii) >12 Weeks</p>
1a	<p>KPI Short Title</p> <p>No. of GAMH accepted referrals seen in the current month</p>
2	<p>KPI Description</p> <p>Refers to General Adult Community Mental Health Team. Re-referred case: A re-referral is the referral of a patient to a health professional of a specific profession, when the patient has been previously referred to the same profession for the same condition at the same location. A re-referral always marks the start of a new episode. Wait time: The number of Weeks from the point at which the referral is received by a member of the General Adult MH team to the day the assessment takes place (less any delay due to client postponement of assessment) excluding both of those days. Sub Definitions: Wait Time is day referral received in the office when it is date stamped by admin staff. (Triage in each service should be efficient and mechanisms put in place it occurs as close as possible to day received)A DNA if an appointment is offered and the patient fails to attend or make contact in sufficient time as to allow the service to reschedule or re-offer appointment this would then be constituted as a DNA</p>
3	<p>KPI Rationale</p> <p>Wait times to General Adult MH team for mental health assessment provide a measure of service access in the community and the timeliness of that access.</p>
3a	<p>Indicator Classification</p> <p>National Scorecard Quadrant b) Access</p>
4	<p>National Target</p> <p>2024 National expected activity NSP 31,164. This metric is reported cumulatively.</p>
4a	<p>Target Trajectory</p> <p>This metric is reported cumulatively</p>
4b	<p>Volume Metrics</p> <p>CHO1 (3,250) CHO2 (3,294) CHO3 (2,883) CHO4 (4,323) CHO5 (2,901) CHO6 (3,006) CHO7 (3,841) CHO8 (4,050) CHO9 (3,616)</p>
5	<p>KPI Calculation</p>
6	<p>Data Source</p> <p>From General Adult Community Mental Health Team to CHO Manager to National Business Information Unit.</p>
6a	<p>Data Sign Off</p> <p>Submission at CHO</p>
6b	<p>Data Quality Issues</p> <p>N/A</p>
7	<p>Data Collection Frequency</p> <p>Monthly</p>
8	<p>Tracer Conditions</p> <p>Not applicable at this time</p>
9	<p>Minimum Data Set MDS</p> <p>Number of referrals ,number appointments offered, number of DNA, by age</p>
10	<p>International Comparison</p> <p>Not applicable at this time</p>
11	<p>KPI Monitoring</p> <p>Monthly</p>
12	<p>KPI Reporting Frequency</p> <p>Monthly</p>
13	<p>KPI Report Period</p> <p>M</p>
14	<p>KPI Reporting Aggregation</p> <p>CHO Area and individual teams</p>
15	<p>KPI is reported in which reports?</p> <p>Annual Report; Performance Report/Profile; MDR</p>
16	<p>Web link to data</p> <p>https://www.hse.ie/eng/services/publications/performance-reports/</p>
17	<p>Additional Information</p> <p>As reported in the HSE Performance Report</p>
	<p>KPI owner/lead for implementation</p> <p>Dervila Eyres, Assistant National Director, Head of Operations HSE Mental Health Services</p>
	<p>PBI data support</p> <p>Jarlath Conefrey, Lead Data Analyst, Mental Health Services, 087 6197351 Email: jarlath.conefrey@hse.ie</p>
	<p>Governance/sign off</p> <p>Dervila Eyres, Assistant National Director, Head of Operations HSE Mental Health Services</p>

Community Adult	
1	<p>KPI Title</p> <p>MH23 - Number of new (including re-referred) cases offered first appointment and DNA by wait time by (i) over 16 years and less than 18 years old (ii) over 18th birthday referred to General Adult Mental Health Team during the reporting period.</p> <p>i) <1 Weeks ii) > 1 Weeks but <= 2 Weeks iii) > 2 Weeks but <= 3 Weeks iv) > 3 Weeks but <= 4 Weeks v) > 4 Weeks but <= 8 Weeks vi) > 8 Weeks but <= 12 Weeks vii) >12 Weeks</p>
1a	<p>KPI Short Title</p> <p>No. of GAMH accepted referrals DNA in the current month</p>
2	<p>KPI Description</p> <p>Refers to General Adult Community Mental Health Team. Re-referred case: A re-referral is the referral of a patient to a health professional of a specific profession, when the patient has been previously referred to the same profession for the same condition at the same location. A re-referral always marks the start of a new episode. Wait time: The number of weeks from the point at which the referral is received by a member of the General Adult MH team to the day the assessment takes place (less any delay due to client postponement of assessment) excluding both of those days. Sub Definitions: Wait Time is day referral received in the office when it is date stamped by admin staff. (Triage in each service should be efficient and mechanisms put in place it occurs as close as possible to day received)A DNA if an appointment is offered and the patient fails to attend or make contact in sufficient time as to allow the service to reschedule or re-offer appointment this would then be constituted as a DNA</p>
3	<p>KPI Rationale</p> <p>Wait times to General Adult MH team for mental health assessment provide a measure of service access in the community and the timeliness of that access.</p>
3a	<p>Indicator Classification</p> <p>National Scorecard Quadrant b) Access</p>
4	<p>National Target</p> <p>2024 National expected activity NSP 6,860. This metric is reported cumulatively.</p>
4a	<p>Target Trajectory</p> <p>This metric is reported cumulatively</p>
4b	<p>Volume Metrics</p> <p>CHO1 (716) CHO2 (725) CHO3 (633) CHO4 (951) CHO5 (639) CHO6 (661) CHO7 (846) CHO8 (893) CHO9 (796)</p>
5	<p>KPI Calculation</p>
6	<p>Data Source</p> <p>From General Adult Community Mental Health Team to CHO Manager to National Business Information Unit.</p>
6a	<p>Data Sign Off</p> <p>Submission at CHO</p>
6b	<p>Data Quality Issues</p> <p>N/A</p>
7	<p>Data Collection Frequency</p> <p>Monthly</p>
8	<p>Tracer Conditions</p> <p>Not applicable at this time</p>
9	<p>Minimum Data Set MDS</p> <p>Number of referrals , number appointments offered, number of DNA, by age</p>
10	<p>International Comparison</p> <p>Not applicable at this time</p>
11	<p>KPI Monitoring</p> <p>Monthly</p>
12	<p>KPI Reporting Frequency</p> <p>Monthly</p>
13	<p>KPI Report Period</p> <p>M</p>
14	<p>KPI Reporting Aggregation</p> <p>CHO Area and individual teams</p>
15	<p>KPI is reported in which reports?</p> <p>Annual Report; Performance Report/Profile; MDR</p>
16	<p>Web link to data</p> <p>https://www.hse.ie/eng/services/publications/performance-reports/</p>
17	<p>Additional Information</p> <p>As reported in the HSE Performance Report</p>
	<p>KPI owner/lead for implementation</p> <p>Dervila Eyres, Assistant National Director, Head of Operations HSE Mental Health Services</p>
	<p>PBI data support</p> <p>Jarlath Conefrey, Lead Data Analyst, Mental Health Services, 087 6197351 Email: jarlath.conefrey@hse.ie</p>
	<p>Governance/sign off</p> <p>Dervila Eyres, Assistant National Director, Head of Operations HSE Mental Health Services</p>

Community Adult	
1	KPI Title MH25 - Number of cases closed/discharged by General Adult Mental Health Team
1a	KPI Short Title Number of cases closed/discharged by GAMH
2	KPI Description This metric is designed to measure the number of cases closed/discharged to other service or to Primary Care or through case of death (i) over 16y and less than 18 years old (ii) over 18th birthday from the General Adult Mental Health Team during the reporting period (include in cases closed/discharged those cases that were seen and discharged from service in initial assessment)
3	KPI Rationale KPI is designed to measure throughput of General Adult Community Mental Health Teams in conjunction with other indicators.
3a	Indicator Classification National Scorecard Quadrant b) Access
4	National Target 2024 National expected activity 33,686. This metric is reported cumulatively.
4a	Target Trajectory
4b	Volume Metrics CHO1 (3,515) CHO2 (3,560) CHO3 (3,115) CHO4 (4,674) CHO5 (3,134) CHO6 (3,250) CHO7 (4,152) CHO8 (4,377) CHO9 (3,909)
5	KPI Calculation
6	Data Source From General Adult Community Mental Health Team to CHO Manager to National Business Information Unit.
6a	Data Sign Off Submission at CHO
6b	Data Quality Issues N/A
7	Data Collection Frequency Monthly
8	Tracer Conditions Not applicable at this time
9	Minimum Data Set MDS Number of cases, number discharged
10	International Comparison Not applicable at this time
11	KPI Monitoring Monthly
12	KPI Reporting Frequency Monthly
13	KPI Report Period M
14	KPI Reporting Aggregation CHO Area and individual teams
15	KPI is reported in which reports? Annual Report; Performance Report/Profile; MDR
16	Web link to data https://www.hse.ie/eng/services/publications/performance-reports/
17	Additional Information As reported in the HSE Performance Report
	KPI owner/lead for implementation Dervila Eyres, Assistant National Director, Head of Operations HSE Mental Health Services
	PBI data support Jarlath Conefrey, Lead Data Analyst, Mental Health Services, 087 6197351 Email: jarlath.conefrey@hse.ie
	Governance/sign off Dervila Eyres, Assistant National Director, Head of Operations HSE Mental Health Services

Community Adult			
1	KPI Title	Teams Number of Active Cases	
1a	KPI Short Title	Caseload of Team	
2	KPI Description	<p>The total number of cases currently active in the team at the end of each Quarter.</p> <p>The metric is designed to capture the number of open active cases the service has at the end of each quarter</p> <p>The total number of open active cases within the team with service users only counted once i.e. 1 service user on two different clinicians caseload should only be recorded as 1 open active case.</p>	
3	KPI Rationale	Allows the service to measure Caseload trends across teams and caseload can then be compared per whole time equivalent numbers.	
3a	Indicator Classification	National Scorecard Quadrant	a) Quality and Safety b) Access
4	National Target	NSP 2024 target - XXXX	
4a	Target	NSP 2024 target - XXXX	
4b	Volume Metrics		
5	KPI Calculation	Count Point in Time	
6	Data Source	From Adult Community Mental Health Team to CHO Manager to Business Information Unit.	
6a	Data Sign Off	Chief Officer CHO	
6b	Data Quality Issues		
7	Data Collection Frequency	Quarterly Q	
8	Tracer Conditions	N/A	
9	Minimum Data Set MDS	Patient Name, Address, Date of Birth, Referral source, General Practitioners details, Parental/Guardian consent forms. Parent/Guardian contact details.	
10	International Comparison		
11	KPI Monitoring	Quarterly: Other – give details: As required	
12	KPI Reporting Frequency	Quarterly: Other – give details: As required	
13	KPI Report Period	Quarterly: Other – give details: As required	
14	KPI Reporting Aggregation	Individual Teams to CHO to National	
15	KPI is reported in which reports?	National; Region; Hospital Group; Hospital; CHO; sub-CHO level (please give details); Other, please specify Service Level - General AdultTeam	
16	Web link to data	Performance Report (NSP) Other – give details: Mental Health Reports	
17	Additional Information		
	KPI owner/lead for implementation	Dervila Eyres, Assistant National Director, Head of Operations HSE Mental Health Services	
	PBI data support	Jarlath Conefrey, Lead Data Analyst, Mental Health Services, 087 6197351 Email: jarlath.conefrey@hse.ie	
	Governance/sign off	Dervila Eyres, Assistant National Director, Head of Operations HSE Mental Health Services	

Community Adult		
1	KPI Title	Total Number of 'face to face' Consultation Appointments
1a	KPI Short Title	Face to Face Consultations
2	KPI Description	<p>The metric is designed to capture the number of appointments (both new & existing), by Attended, DNA or Cancelled, by the location in which the appointment is offered in the reporting month. (Definition below). An Attended appointment is the event a service user is offered and attends the location of appointment, regardless of how many clinicians are there present during the appointment. DNA – a planned appointment not attended by the service user, this does not include appointments cancelled by the clinician. Cancelled- a planned appointment cancelled by the service user within sufficient time as to allow appointment to be offered to another service user. Group Therapies - can be recorded but should only be recorded once and not as clinical contacts i.e. 15 service users attending group therapy and delivered by 3 clinicians should be recorded as 15 attended appointments and not as 45 appointments.</p> <p><u>Location of Appointment:</u> Clinic - an establishment or hospital department where Mental Health outpatients routinely occur Home - Service users normal place of residence Hospital - CAMHS only were no service offered or available by a liaison team School - CAMHS only Service user normal place of learning Online Video or Telephone consultation- Appointment which has been scheduled and is conducted via telephone or online video platform Other - not in categories above</p>
3	KPI Rationale	The purpose of this metric is to gain information over time on the numbers of appointments offered by the General Adult team in that particular reporting period and monitoring and evaluating the trends over time per HSE region and across the service nationally.
3a	Indicator Classification	National Scorecard Quadrant a) Quality and Safety b) Access
4	National Target	NSP 2024 target - XXXX
4a	Target	NSP 2024 target - XXXX
4b	Volume Metrics	
5	KPI Calculation	Count Cumulative
6	Data Source	From Adult Community Mental Health Team to CHO Manager to Business Information Unit.
6a	Data Sign Off	Chief Officer CHO
6b	Data Quality Issues	
7	Data Collection Frequency	Monthly M
8	Tracer Conditions	N/A
9	Minimum Data Set MDS	Patient Name, Address, Date of Birth, Referral source, General Practitioners details, Parental/Guardian consent forms. Parent/Guardian contact details.
10	International Comparison	
11	KPI Monitoring	Monthly; Other – give details: As required
12	KPI Reporting Frequency	Monthly; Other – give details: As required
13	KPI Report Period	Monthly; Other – give details: As required
14	KPI Reporting Aggregation	Monthly M
15	KPI is reported in which reports?	National; Region; Hospital Group; Hospital; CHO; sub-CHO level (please give details); Other, please specify Service Level General Adult
16	Web link to data	Performance Report (NSP) Other – give details: Mental Health Reports
17	Additional Information	
	KPI owner/lead for implementation	Dervila Eyres, Assistant National Director, Head of Operations HSE Mental Health Services
	PBI data support	Jarlath Conefrey, Lead Data Analyst, Mental Health Services, 087 6197351 Email: jarlath.conefrey@hse.ie
	Governance/sign off	Dervila Eyres, Assistant National Director, Head of Operations HSE Mental Health Services

Community Adult		
1	KPI Title	MH1 - % of accepted referrals / re-referrals offered first appointment within 12 weeks by General Adult Community Mental Health Teams
1a	KPI Short Title	General Adult % Accepted referrals / re offered first appointment within 12 weeks.
2	KPI Description	Wait time: The number of weeks from the point at which the referral is received by a member of the General Adult Community Mental Health team to the day the assessment takes place (less any delay due to client postponement of assessment) and excluding both of those days.
3	KPI Rationale	Wait times to access General Adult Community Mental Health Team for a mental health assessment provides a measure of service availability in the community and the timeliness of that access.
3a	Indicator Classification	National Scorecard Quadrant b) Access
4	National Target	NSP 2024 ≥90%. This metric is reported cumulatively.
4a	Target Trajectory	≥90%
4b	Volume Metrics	N/A
5	KPI Calculation	Count number of new cases seen within 12 weeks and divide by number of new appointments offered within 12 weeks and calculate the percentage against overall number of new/re-referred cases accepted.
6	Data Source	From General Adult Community Mental Health Team to CHO Manager to National Business Information Unit.
6a	Data Sign Off	Submission at CHO
6b	Data Quality Issues	N/A
7	Data Collection Frequency	Monthly
8	Tracer Conditions	Not applicable at this time
9	Minimum Data Set MDS	Number of accepted referrals/re-referrals; number of accepted referrals/Re-referrals within time frame;
10	International Comparison	Not applicable at this time
11	KPI Monitoring	Monthly
12	KPI Reporting Frequency	Monthly
13	KPI Report Period	M
14	KPI Reporting Aggregation	CHO Area and individual teams
15	KPI is reported in which reports?	Annual Report/ Performance Report/Profile/ MDR
16	Web link to data	https://www.hse.ie/eng/services/publications/performance-reports/
17	Additional Information	As reported in the HSE Performance Report
	KPI owner/lead for implementation	Dervila Eyres, Assistant National Director, Head of Operations HSE Mental Health Services
	PBI data support	Jarlath Conefrey, Lead Data Analyst, Mental Health Services, 087 6197351 Email: jarlath.conefrey@hse.ie
	Governance/sign off	Dervila Eyres, Assistant National Director, Head of Operations HSE Mental Health Services

Community Adult		
1	KPI Title	MH2- % of accepted referrals / re-referrals offered first appointment and seen within 12 weeks by General Adult Community Mental Health Teams
1a	KPI Short Title	General Adult % of accepted referrals / re-referrals offered first appointment and seen within 12 weeks
2	KPI Description	Wait time: The number of weeks from the point at which the referral is received by a member of the General Adult Community Mental Health team to the day the assessment takes place (less any delay due to client postponement of assessment) and excluding both of those days.
3	KPI Rationale	Wait times to access General Adult Community Mental Health Team for a mental health assessment provides a measure of service availability in the community and the timeliness of that access.
3a	Indicator Classification	National Scorecard Quadrant b) Access
4	National Target	NSP 2024 ≥75%. This metric is reported cumulatively.
4a	Target Trajectory	≥75%
4b	Volume Metrics	N/A
5	KPI Calculation	Count number of new cases seen within 12 weeks and divide by number of new appointments offered within 12 weeks and calculate the percentage against overall number of new/re-referred cases accepted.
6	Data Source	From General Adult Community Mental Health Team to CHO Manager to National Business Information Unit.
6a	Data Sign Off	Submission at CHO
6b	Data Quality Issues	N/A
7	Data Collection Frequency	Monthly
8	Tracer Conditions	Not applicable at this time
9	Minimum Data Set MDS	Number of accepted referrals/re-referrals; number of accepted referrals. Re-referrals within time frame;
10	International Comparison	Not applicable at this time
11	KPI Monitoring	Monthly
12	KPI Reporting Frequency	Monthly
13	KPI Report Period	M
14	KPI Reporting Aggregation	CHO Area and individual teams
15	KPI is reported in which reports?	Annual Report/ Performance Report/Profile/ MDR
16	Web link to data	https://www.hse.ie/eng/services/publications/performance-reports/
17	Additional Information	As reported in the HSE Performance Report
	KPI owner/lead for implementation	Dervila Eyres, Assistant National Director, Head of Operations HSE Mental Health Services
	PBI data support	Jarlath Conefrey, Lead Data Analyst, Mental Health Services, 087 6197351 Email: jarlath.conefrey@hse.ie
	Governance/sign off	Dervila Eyres, Assistant National Director, Head of Operations HSE Mental Health Services

Community Adult		
1	KPI Title	MH24 - % of new (including re-referred) General Adult Community Mental Health Team cases offered appointment and DNA in the current month
1a	KPI Short Title	General Adult % DNA in current month.
2	KPI Description	Percentage of new (including re-referred) cases offered first appointment and that did not attend (DNA) appointment when referred to General Adult Mental Health Team during the reporting period, by (i) over 16y and less than 18 years old (ii) over 18th birthday. A DNA: if an appointment is offered and the patient fails to attend or make contact in sufficient time as to allow the service to reschedule or re-offer appointment this would then be constituted as a DNA
3	KPI Rationale	The focus is to reduce the DNA rates for new and re-referrals to Community Mental Health Teams in CAMHS, General Adult and Psychiatry of Old Age. The aim to introduce a standard response to DNAs in each service and identify areas that have a significant DNA problem.
3a	Indicator Classification	National Scorecard Quadrant b) Access
4	National Target	NSP 2024 target: ≤22%. This metric is reported cumulatively.
4a	Target Trajectory	≤22%
4b	Volume Metrics	N/A
5	KPI Calculation	Count number of new cases DNA and divide by total number of new appointments offered and calculate the percentage against overall number of new/re-referred cases accepted.
6	Data Source	From General Adult Community Mental Health Team to CHO Manager to National Business Information Unit.
6a	Data Sign Off	Submission at CHO
6b	Data Quality Issues	N/A
7	Data Collection Frequency	Monthly
8	Tracer Conditions	Not applicable at this time
9	Minimum Data Set MDS	number of appointments offered
10	International Comparison	Not applicable at this time
11	KPI Monitoring	Monthly
12	KPI Reporting Frequency	Monthly
13	KPI Report Period	M-1M
14	KPI Reporting Aggregation	CHO Area and individual teams
15	KPI is reported in which reports?	Annual Report; Performance Report/Profile; MDR
16	Web link to data	https://www.hse.ie/eng/services/publications/performance-reports/
17	Additional Information	
	KPI owner/lead for implementation	Dervila Eyres, Assistant National Director, Head of Operations HSE Mental Health Services
	PBI data support	Jarlath Conefrey, Lead Data Analyst, Mental Health Services, 087 6197351 Email: jarlath.conefrey@hse.ie
	Governance/sign off	Dervila Eyres, Assistant National Director, Head of Operations HSE Mental Health Services

Psychiatry of Later Life		
1	KPI Title	MH26 - Number of Psychiatry of Later Life Mental Health Teams
1a	KPI Short Title	No. of PLL MH Teams
2	KPI Description	The Psychiatry of Later Life Service coordinates a range of interventions for individuals in a variety of locations, including home care treatment, day hospital, outpatient facilities and in-patient units, and interacts and liaises with specialist catchment or regional services to coordinate the care of individuals who require special consideration.
3	KPI Rationale	Measure of the provision of Psychiatry of Later Life Teams by population as per Vision recommendations
3a	Indicator Classification	National Scorecard Quadrant b) Access
4	National Target	2024 National expected activity 34. This metric is reported PIT
4a	Target Trajectory	a) Performance targets constant over the full year
4b	Volume Metrics	CHO1 (4) CHO2 (5) CHO3 (3) CHO4 (4) CHO5 (6) CHO6 (2) CHO7 (3) CHO8 (5) CHO9 (2)
5	KPI Calculation	
6	Data Source	From Psychiatry of Later Life Community Mental Health Team to CHO Manager to National Business Information Unit.
6a	Data Sign Off	Submission at CHO
6b	Data Quality Issues	N/A
7	Data Collection Frequency	Monthly
8	Tracer Conditions	Not applicable at this time
9	Minimum Data Set MDS	Number of Teams
10	International Comparison	Not applicable at this time
11	KPI Monitoring	Monthly
12	KPI Reporting Frequency	Monthly
13	KPI Report Period	M
14	KPI Reporting Aggregation	CHO Area and individual teams
15	KPI is reported in which reports?	Annual Report; Performance Report/Profile; MDR
16	Web link to data	https://www.hse.ie/eng/services/publications/performance-reports/
17	Additional Information	As reported in the HSE Performance Report
	KPI owner/lead for implementation	Dervila Eyres, Assistant National Director, Head of Operations HSE Mental Health Services
	PBI data support	Jarlath Conefrey, Lead Data Analyst, Mental Health Services, 087 6197351 Email: jarlath.conefrey@hse.ie
	Governance/sign off	Dervila Eyres, Assistant National Director, Head of Operations HSE Mental Health Services

Psychiatry of Later Life	
1	KPI Title MH27 - Number of referrals (including re-referred) received by Psychiatry of Later Life Mental Health Teams
1a	KPI Short Title No. of PLL MH referrals received
2	KPI Description This metric is designed to measure the number of referrals received by the Psychiatry of Later Life Service team during the reporting period for patients over their 65th birthday. First or re/referrals to the Psychiatry of Old Age Service consist mostly of those whom will be seen on domiciliary assessment but some may be seen in OPD settings. The patients are for the most part home-based. Homes include :- a private house (owned or rented etc) - a private or public residential setting e.g. a nursing home - transitory accommodation e.g. hostel for the homeless , refugee centre or B&B Referrals do not include:i. Referrals between different members of the team.ii. Referrals to specialist clinics such as memory clinics.iii. Referrals seen in hospital settings- (whether general, maternity, geriatric etc)
3	KPI Rationale The purpose of this metric is to gain information over time on the numbers of referrals accepted to support the monitoring and evaluating of trends over time per area/region and across the service nationally.
3a	Indicator Classification National Scorecard Quadrant b) Access
4	National Target 2024 National expected activity 12,912. This metric is reported cumulatively.
4a	Target Trajectory
4b	Volume Metrics CHO1 (1,486) CHO2 (1,676) CHO3 (1,490) CHO4 (728) CHO5 (1,561) CHO6 (1,116) CHO7 (1,124) CHO8 (2,448) CHO9, (1,283)
5	KPI Calculation
6	Data Source From Psychiatry of Later Life Community Mental Health Team to CHO Manager to National Business Information Unit.
6a	Data Sign Off Submission at CHO
6b	Data Quality Issues N/A
7	Data Collection Frequency Monthly
8	Tracer Conditions Not applicable at this time
9	Minimum Data Set MDS Number of referrals
10	International Comparison Not applicable at this time
11	KPI Monitoring Monthly
12	KPI Reporting Frequency Monthly
13	KPI Report Period M
14	KPI Reporting Aggregation CHO Area and individual teams
15	KPI is reported in which reports? Annual Report; Performance Report/Profile; MDR
16	Web link to data https://www.hse.ie/eng/services/publications/performance-reports/
17	Additional Information As reported in the HSE Performance Report
	KPI owner/lead for implementation Dervila Eyres, Assistant National Director, Head of Operations HSE Mental Health Services
	PBI data support Jarlath Conefrey, Lead Data Analyst, Mental Health Services, 087 6197351 Email: jarlath.conefrey@hse.ie
	Governance/sign off Dervila Eyres, Assistant National Director, Head of Operations HSE Mental Health Services

Psychiatry of Later Life	
1	KPI Title MH28 - Number of referrals (including re-referred) accepted by Psychiatry of Later Life Mental Health Team
1a	KPI Short Title No. of PLL MH referrals accepted
2	KPI Description This metric is designed to measure the number of referrals accepted based on the criteria operated the Psychiatry of Later Life Team during the reporting period for patients over their 65th birthday
3	KPI Rationale The purpose of this metric is to gain information over time on the numbers of referrals accepted to support the monitoring and evaluating of trends over time per area/ region and across the service nationally.
3a	Indicator Classification National Scorecard Quadrant b) Access
4	National Target 2024 National expected activity 10,977. This metric is reported cumulatively.
4a	Target Trajectory
4b	Volume Metrics CHO1 (1,263) CHO2 (1,424) CHO3 (1,267) CHO4 (619) CHO5 (1,328) CHO6 (949) CHO7 (956) CHO8 (2,081) CHO9 (1,090)
5	KPI Calculation
6	Data Source From Psychiatry of Later Life Community Mental Health Team to ISA Manager to National Business Information Unit.
6a	Data Sign Off Submission at CHO
6b	Data Quality Issues N/A
7	Data Collection Frequency Monthly
8	Tracer Conditions Not applicable at this time
9	Minimum Data Set MDS Number of referrals
10	International Comparison Not applicable at this time
11	KPI Monitoring Monthly
12	KPI Reporting Frequency Monthly
13	KPI Report Period M
14	KPI Reporting Aggregation CHO Area and individual teams
15	KPI is reported in which reports? Annual Report; Performance Report/Profile; MDR
16	Web link to data https://www.hse.ie/eng/services/publications/performance-reports/
17	Additional Information As reported in the HSE Performance Report
	KPI owner/lead for implementation Dervila Eyres, Assistant National Director, Head of Operations HSE Mental Health Services
	PBI data support Jarlath Conefrey, Lead Data Analyst, Mental Health Services, 087 6197351 Email: jarlath.conefrey@hse.ie
	Governance/sign off Dervila Eyres, Assistant National Director, Head of Operations HSE Mental Health Services

Psychiatry of Later Life	
1	<p>KPI Title</p> <p>MH29 - Number of new (including re-referred) cases offered first appointment and Seen or DNA in the Psychiatry of Old Age Mental Health Team by wait time during the reporting period for patients over their 65th birthday</p> <p>i) <1 Weeks ii) > 1 Weeks but <= 2 Weeks iii) > 2 Weeks but <= 3 Weeks iv) > 3 Weeks but <= 4 Weeks v) > 4 Weeks but <= 8 Weeks vi) > 8 Weeks but <= 12 Weeks vii) >12 Weeks</p>
1a	<p>KPI Short Title</p> <p>No. of PLL MH accepted referrals seen and DNA in the current month</p>
2	<p>KPI Description</p> <p>Refers to Psychiatry of Later Life Mental Health Service. Re-referred case: A re-referral is the referral of a patient to a health professional of a specific profession, when the patient has been previously referred to the same profession for the same condition at the same location. A re-referral always marks the start of a new episode. Wait time: The number of Weeks from the point at which the referral is received by a member of the Community MH team to the day the assessment takes place (less any delay due to client postponement of assessment) excluding both of those days. Sub Definitions: Wait Time is day referral received in the office when it is date stamped by admin staff .(Triage in each service should be efficient and mechanisms put in place that this occurs as close as possible to day received) A DNA: if an appointment is offered and the patient fails to attend or make contact in sufficient time as to allow the service to reschedule or re-offer appointment this would then be constituted as a DNA. A domiciliary DNA is defined as a confirmed appointment for the domiciliary but the person not being present in the house when the clinician arrives to carry out the assessment.</p>
3	<p>KPI Rationale</p> <p>Wait times to Psychiatry of Later Life MH team for mental health assessment provide a measure of service access in the community and the timeliness of that access.</p>
3a	<p>Indicator Classification</p> <p>National Scorecard Quadrant b) Access</p>
4	<p>National Target</p> <p>2024 National expected activity 10,181. This metric is reported cumulatively.</p>
4a	<p>Target Trajectory</p> <p>a) Performance targets constant over the full year</p>
4b	<p>Volume Metrics</p> <p>CHO1 (1,172) CHO2 (1,322) CHO3 (1,176) CHO4 (573) CHO5 (1,232) CHO6 (880) CHO7 (886) CHO8 (1,929) CHO9 (1,011)</p>
5	<p>KPI Calculation</p>
6	<p>Data Source</p> <p>From Psychiatry of Later Life Community Mental Health Team to CHO Manager to National Business Information Unit.</p>
6a	<p>Data Sign Off</p> <p>Submission at CHO</p>
6b	<p>Data Quality Issues</p> <p>N/A</p>
7	<p>Data Collection Frequency</p> <p>Monthly</p>
8	<p>Tracer Conditions</p> <p>Not applicable at this time</p>
9	<p>Minimum Data Set MDS</p> <p>number of appointments offered</p>
10	<p>International Comparison</p> <p>Not applicable at this time</p>
11	<p>KPI Monitoring</p> <p>Monthly</p>
12	<p>KPI Reporting Frequency</p> <p>Monthly</p>
13	<p>KPI Report Period</p> <p>M</p>
14	<p>KPI Reporting Aggregation</p> <p>CHO Area and individual teams</p>
15	<p>KPI is reported in which reports?</p> <p>Annual Report; Performance Report/Profile; MDR</p>
16	<p>Web link to data</p> <p>https://www.hse.ie/eng/services/publications/performance-reports/</p>
17	<p>Additional Information</p> <p>As reported in the HSE Performance Report</p>
	<p>KPI owner/lead for implementation</p> <p>Dervila Eyres, Assistant National Director, Head of Operations HSE Mental Health Services</p>
	<p>PBI data support</p> <p>Jarlath Conefrey, Lead Data Analyst, Mental Health Services, 087 6197351 Email: jarlath.conefrey@hse.ie</p>
	<p>Governance/sign off</p> <p>Dervila Eyres, Assistant National Director, Head of Operations HSE Mental Health Services</p>

Psychiatry of Later Life	
1	<p>KPI Title</p> <p>MH30 - Number of new (including re-referred) cases offered first appointment and Seen in the Psychiatry of Later Life Mental Health Team by wait time during the reporting period for patients over their 65th birthday</p> <p>i) <1 Weeks ii) > 1 Weeks but <= 2 Weeks iii) > 2 Weeks but <= 3 Weeks iv) > 3 Weeks but <= 4 Weeks v) > 4 Weeks but <= 8 Weeks vi) > 8 Weeks but <= 12 Weeks vii) >12 Weeks</p>
1a	<p>KPI Short Title</p> <p>No. of PLL MH accepted referrals seen in the current month</p>
2	<p>KPI Description</p> <p>Refers to Psychiatry of Later Life Mental Health Service. Re-referred case: A re-referral is the referral of a patient to a health professional of a specific profession, when the patient has been previously referred to the same profession for the same condition at the same location. A re-referral always marks the start of a new episode. Wait time: The number of Weeks from the point at which the referral is received by a member of the Community MH team to the day the assessment takes place (less any delay due to client postponement of assessment) excluding both of those days. Sub Definitions: Wait Time is day referral received in the office when it is date stamped by admin staff .(Triage in each service should be efficient and mechanisms put in place that this occurs as close as possible to day received) A DNA: if an appointment is offered and the patient fails to attend or make contact in sufficient time as to allow the service to reschedule or re-offer appointment this would then be constituted as a DNA. A domiciliary DNA is defined as a confirmed appointment for the domiciliary but the person not being present in the house when the clinician arrives to carry out the assessment.</p>
3	<p>KPI Rationale</p> <p>Wait times to Psychiatry of Later Life MH team for mental health assessment provide a measure of service access in the community and the timeliness of that access.</p>
3a	<p>Indicator Classification</p> <p>National Scorecard Quadrant b) Access</p>
4	<p>National Target</p> <p>2024 National expected activity 9,882. This metric is reported cumulatively.</p>
4a	<p>Target Trajectory</p> <p>a) Performance targets constant over the full year</p>
4b	<p>Volume Metrics</p> <p>CHO1 (1,138) CHO2 (1,283) CHO3 (1,141) CHO4 (557) CHO5 (1,195) CHO6 (854) CHO7 (860) CHO8 (1,873) CHO9 (981)</p>
5	<p>KPI Calculation</p>
6	<p>Data Source</p> <p>From Psychiatry of Later Life Community Mental Health Team to CHO Manager to National Business Information Unit.</p>
6a	<p>Data Sign Off</p> <p>Submission at CHO</p>
6b	<p>Data Quality Issues</p> <p>N/A</p>
7	<p>Data Collection Frequency</p> <p>Monthly</p>
8	<p>Tracer Conditions</p> <p>Not applicable at this time</p>
9	<p>Minimum Data Set MDS</p> <p>Number of appointments offered</p>
10	<p>International Comparison</p> <p>Not applicable at this time</p>
11	<p>KPI Monitoring</p> <p>Monthly</p>
12	<p>KPI Reporting Frequency</p> <p>Monthly</p>
13	<p>KPI Report Period</p> <p>M</p>
14	<p>KPI Reporting Aggregation</p> <p>CHO Area and individual teams</p>
15	<p>KPI is reported in which reports?</p> <p>Annual Report; Performance Report/Profile; MDR</p>
16	<p>Web link to data</p> <p>https://www.hse.ie/eng/services/publications/performance-reports/</p>
17	<p>Additional Information</p> <p>As reported in the HSE Performance Report</p>
	<p>KPI owner/lead for implementation</p> <p>Dervila Eyres, Assistant National Director, Head of Operations HSE Mental Health Services</p>
	<p>PBI data support</p> <p>Jarlath Conefrey, Lead Data Analyst, Mental Health Services, 087 6197351 Email: jarlath.conefrey@hse.ie</p>
	<p>Governance/sign off</p> <p>Dervila Eyres, Assistant National Director, Head of Operations HSE Mental Health Services</p>

Psychiatry of Later Life	
1	<p>KPI Title</p> <p>MH31 - Number of new (including re-referred) cases offered first appointment and DNA in the Psychiatry of Later Life Mental Health Team by wait time during the reporting period for patients over their 65th birthday</p> <p>i) <1 Weeks ii) > 1 Weeks but <= 2 Weeks iii) > 2 Weeks but <= 3 Weeks iv) > 3 Weeks but <= 4 Weeks v) > 4 Weeks but <= 8 Weeks vi) > 8 Weeks but <= 12 Weeks vii) >12 Weeks</p>
1a	<p>KPI Short Title</p> <p>No. of PLL MH accepted referrals DNA in the current month</p>
2	<p>KPI Description</p> <p>Refers to Psychiatry of Later Life Mental Health Service. Re-referred case: A re-referral is the referral of a patient to a health professional of a specific profession, when the patient has been previously referred to the same profession for the same condition at the same location. A re-referral always marks the start of a new episode. Wait time: The number of Weeks from the point at which the referral is received by a member of the Community MH team to the day the assessment takes place (less any delay due to client postponement of assessment) excluding both of those days. Sub Definitions: Wait Time is day referral received in the office when it is date stamped by admin staff .(Triage in each service should be efficient and mechanisms put in place that this occurs as close as possible to day received) A DNA: if an appointment is offered and the patient fails to attend or make contact in sufficient time as to allow the service to reschedule or re-offer appointment this would then be constituted as a DNA. A domiciliary DNA is defined as a confirmed appointment for the domiciliary but the person not being present in the house when the clinician arrives to carry out the assessment.</p>
3	<p>KPI Rationale</p> <p>Wait times to Psychiatry of Later Life MH team for mental health assessment provide a measure of service access in the community and the timeliness of that access.</p>
3a	<p>Indicator Classification</p> <p>National Scorecard Quadrant b) Access</p>
4	<p>National Target</p> <p>2024 National expected activity 299.</p>
4a	<p>Target Trajectory</p> <p>a) Performance targets constant over the full year</p>
4b	<p>Volume Metrics</p> <p>CHO1 (34) CHO2 (39) CHO3 (35) CHO4 (16) CHO5 (37) CHO6 (26) CHO7 (26) CHO8 (56) CHO9 (30)</p>
5	<p>KPI Calculation</p>
6	<p>Data Source</p> <p>From Psychiatry of Later Life Community Mental Health Team to CHO Manager to National Business Information Unit.</p>
6a	<p>Data Sign Off</p> <p>Submission at CHO</p>
6b	<p>Data Quality Issues</p> <p>N/A</p>
7	<p>Data Collection Frequency</p> <p>Monthly</p>
8	<p>Tracer Conditions</p> <p>Not applicable at this time</p>
9	<p>Minimum Data Set MDS</p> <p>Number of appointments offered</p>
10	<p>International Comparison</p> <p>Not applicable at this time</p>
11	<p>KPI Monitoring</p> <p>Monthly</p>
12	<p>KPI Reporting Frequency</p> <p>Monthly</p>
13	<p>KPI Report Period</p> <p>M</p>
14	<p>KPI Reporting Aggregation</p> <p>CHO Area and individual teams</p>
15	<p>KPI is reported in which reports?</p> <p>Annual Report; Performance Report/Profile; MDR</p>
16	<p>Web link to data</p> <p>https://www.hse.ie/eng/services/publications/performance-reports/</p>
17	<p>Additional Information</p> <p>As reported in the HSE Performance Report</p>
	<p>KPI owner/lead for implementation</p> <p>Dervila Eyres, Assistant National Director, Head of Operations HSE Mental Health Services</p>
	<p>PBI data support</p> <p>Jarlath Conefrey, Lead Data Analyst, Mental Health Services, 087 6197351 Email: jarlath.conefrey@hse.ie</p>
	<p>Governance/sign off</p> <p>Dervila Eyres, Assistant National Director, Head of Operations HSE Mental Health Services</p>

Psychiatry of Later Life		
1	KPI Title	MH33 - Number of cases closed/discharged by Psychiatry of Later Life Mental Health Team
1a	KPI Short Title	No. of PLL MH cases closed
2	KPI Description	This metric is designed to measure the number of cases closed/discharged to other service or Primary Care or through case of death by the Psychiatry of Later Life Team during the reporting period for patients over their 65th birthday.(include in cases closed/discharged those cases that were seen and discharged from service in initial assessment)
3	KPI Rationale	The purpose of this metric is to gain information over time on the numbers of cases closed/discharged and monitoring and evaluating the trends over time per area/ region and across the service nationally.
3a	Indicator Classification	National Scorecard Quadrant a) Quality and Safety b) Access
4	National Target	2024 National expected activity 8,783. This metric is reported cumulatively.
4a	Target Trajectory	a) Performance targets constant over the full year
4b	Volume Metrics	CHO1 (1,010) CHO2 (1,139) CHO3 (1,014) CHO4 (495) CHO5 (1,063) CHO6 (759) CHO7 (765) CHO8 (1,666) CHO9 (872)
5	KPI Calculation	
6	Data Source	From Psychiatry of Later Life Community Mental Health Team to CHO Manager to National Business Information Unit.
6a	Data Sign Off	Submission at CHO
6b	Data Quality Issues	N/A
7	Data Collection Frequency	Monthly
8	Tracer Conditions	Not applicable at this time
9	Minimum Data Set MDS	Number of cases discharged, closed
10	International Comparison	Not applicable at this time
11	KPI Monitoring	Monthly
12	KPI Reporting Frequency	Monthly
13	KPI Report Period	M
14	KPI Reporting Aggregation	CHO Area and individual teams
15	KPI is reported in which reports?	Annual Report; Performance Report/Profile; MDR
16	Web link to data	https://www.hse.ie/eng/services/publications/performance-reports/
17	Additional Information	As reported in the HSE Performance Report
	KPI owner/lead for implementation	Dervila Eyres, Assistant National Director, Head of Operations HSE Mental Health Services
	PBI data support	Jarlath Conefrey, Lead Data Analyst, Mental Health Services, 087 6197351 Email: jarlath.conefrey@hse.ie
	Governance/sign off	Dervila Eyres, Assistant National Director, Head of Operations HSE Mental Health Services

Psychiatry of Later Life	
1	KPI Title Teams Number of Active Cases
1a	KPI Short Title Caseload of Team
2	KPI Description The total number of cases currently active in the team at the end of each Quarter. The metric is designed to capture the number of open active cases the service has at the end of each quarter The total number of open active cases within the team with service users only counted once i.e. 1 service user on two different clinicians caseload should only be recorded as 1 open active case.
3	KPI Rationale Allows the service to measure Caseload trends across teams and caseload can then be compared per whole time equivalent numbers.
3a	Indicator Classification National Scorecard Quadrant a) Quality and Safety b) Access
4	National Target NSP 2024 target - XXXX
4a	Target NSP 2024 target - XXXX
4b	Volume Metrics
5	KPI Calculation Count Point in Time
6	Data Source From POLL Team to CHO Manager to Business Information Unit.
6a	Data Sign Off Chief Officer CHO
6b	Data Quality Issues
7	Data Collection Frequency Quarterly
8	Tracer Conditions N/A
9	Minimum Data Set MDS Patient Name, Address, Date of Birth, Referral source, General Practitioners details, Parental/Guardian consent forms. Parent/Guardian contact details.
10	International Comparison
11	KPI Monitoring Quarterly: Other – give details: As required
12	KPI Reporting Frequency Quarterly: Other – give details: As required
13	KPI Report Period Quarterly: Other – give details: As required
14	KPI Reporting Aggregation Individual Teams to CHO to National
15	KPI is reported in which reports? National; Region; Hospital Group; Hospital; CHO; sub-CHO level (please give details); Other, please specify Service Level - POLL Team
16	Web link to data Performance Report (NSP) Other – give details: Mental Health Reports
17	Additional Information
	KPI owner/lead for implementation Dervila Eyres, Assistant National Director, Head of Operations HSE Mental Health Services
	PBI data support Jarlath Conefrey, Lead Data Analyst, Mental Health Services, 087 6197351 Email: jarlath.conefrey@hse.ie
	Governance/sign off Dervila Eyres, Assistant National Director, Head of Operations HSE Mental Health Services

Psychiatry of Later Life	
1	KPI Title Total Number of 'face to face' Consultation Appointments
1a	KPI Short Title Face to Face Consultations The metric is designed to capture the number of appointments (both new & existing), by Attended, DNA or Cancelled, by the location in which the appointment is offered in the reporting month. (Definition below). An Attended appointment is the event a service user is offered and attends the location of appointment, regardless of how many clinicians are there present during the appointment. DNA – a planned appointment not attended by the service user, this does not include appointments cancelled by the clinician. Cancelled- a planned appointment cancelled by the service user within sufficient time as to allow appointment to be offered to another service user. Group Therapies - can be recorded but should only be recorded once and not as clinical contacts i.e. 15 service users attending group therapy and delivered by 3 clinicians should be recorded as 15 attended appointments and not as 45 appointments.
2	KPI Description <u>Location of Appointment:</u> Clinic - an establishment or hospital department where Mental Health outpatients routinely occur Home - Service users normal place of residence Hospital - CAMHS only were no service offered or available by a liaison team School - CAMHS only Service user normal place of learning Online Video or Telephone consultation- Appointment which has been scheduled and is conducted via telephone or online video platform Other - not in categories above
3	KPI Rationale The purpose of this metric is to gain information over time on the numbers of appointments offered by the POLL team in that particular reporting period and monitoring and evaluating the trends over time per HSE region and across the service nationally.
3a	Indicator Classification National Scorecard Quadrant a) Quality and Safety b) Access
4	National Target NSP 2024 target - XXXX
4a	Target NSP 2024 target - XXXX
4b	Volume Metrics
5	KPI Calculation Count Cumulative
6	Data Source From POLL Team to CHO Manager to Business Information Unit.
6a	Data Sign Off Chief Officer CHO
6b	Data Quality Issues
7	Data Collection Frequency Monthly M
8	Tracer Conditions N/A
9	Minimum Data Set MDS Patient Name, Address, Date of Birth, Referral source, General Practitioners details, Parental/Guardian consent forms. Parent/Guardian contact details.
10	International Comparison
11	KPI Monitoring Monthly; Other – give details: As required
12	KPI Reporting Frequency Monthly; Other – give details: As required
13	KPI Report Period Monthly; Other – give details: As required
14	KPI Reporting Aggregation Monthly M
15	KPI is reported in which reports? National; Region; Hospital Group; Hospital; CHO; sub-CHO level (please give details); Other, please specify Service Level POLL Team
16	Web link to data Performance Report (NSP) Other – give details: Mental Health Reports
17	Additional Information
	KPI owner/lead for implementation Dervila Eyres, Assistant National Director, Head of Operations HSE Mental Health Services
	PBI data support Jarlath Conefrey, Lead Data Analyst, Mental Health Services, 087 6197351 Email: jarlath.conefrey@hse.ie
	Governance/sign off Dervila Eyres, Assistant National Director, Head of Operations HSE Mental Health Services

Psychiatry of Later Life		
1	KPI Title	MH3 % of accepted referrals / re-referrals offered first appointment within 12 weeks by Psychiatry of Later Life Community Mental Health Teams
1a	KPI Short Title	PLL % of accepted referrals / re-referrals offered first appointment within 12 weeks
2	KPI Description	Wait time: The number of weeks from the point at which the referral is received by a member of the Psychiatry of Later Life Community Mental Health team to the day the assessment takes place (less any delay due to client postponement of assessment) and excluding both of those days.
3	KPI Rationale	Wait times to access Psychiatry of Later Life Community Mental Health Team for mental health assessment provides a measure of service availability in the community and the timeliness of that access.
3a	Indicator Classification	National Scorecard Quadrant a) Quality and Safety
4	National Target	NSP 2024 target ≥98%. This metric is reported cumulatively.
4a	Target Trajectory	≥ 98%
4b	Volume Metrics	N/A
5	KPI Calculation	Count number of new cases seen within 12 weeks and divide by number of new appointments offered within 12 weeks and calculate the percentage against the overall number of new/re-referred cases accepted.
6	Data Source	From General Adult Community Mental Health Team to CHO Manager to National Business Information Unit.
6a	Data Sign Off	Submission at CHO
6b	Data Quality Issues	N/A
7	Data Collection Frequency	Monthly
8	Tracer Conditions	Not applicable at this time
9	Minimum Data Set MDS	Number of accepted referrals/re-referrals; numer of accepted referrals/re-referrals within timeframe
10	International Comparison	Not applicable at this time
11	KPI Monitoring	Monthly
12	KPI Reporting Frequency	Monthly
13	KPI Report Period	M-1M
14	KPI Reporting Aggregation	CHO Area and individual teams
15	KPI is reported in which reports?	Annual Report/ Performance Report/Profile/ MDR
16	Web link to data	https://www.hse.ie/eng/services/publications/performance-reports/
17	Additional Information	As reported in the HSE Performance Report
	KPI owner/lead for implementation	Dervila Eyres, Assistant National Director, Head of Operations HSE Mental Health Services
	PBI data support	Jarlath Conefrey, Lead Data Analyst, Mental Health Services, 087 6197351 Email: jarlath.conefrey@hse.ie
	Governance/sign off	Dervila Eyres, Assistant National Director, Head of Operations HSE Mental Health Services

Psychiatry of Later Life		
1	KPI Title	MH32 - % of new (including re-referred) Later Life Psychiatry Team cases offered appointment and DNA in the current month
1a	KPI Short Title	PLL % of DNA in Current Month
2	KPI Description	Number of new (including re-referred) cases offered first appointment and that did not attend (DNA) appointment in the Psychiatry of Later Life Mental Health Team during the reporting period for patients over their 65th birthday. A DNA: if an appointment is offered and the patient fails to attend or make contact in sufficient time as to allow the service to reschedule or re-offer appointment this would then be constituted as a DNA. A domiciliary DNA is defined as a confirmed appointment for the domiciliary but the person not being present in the house when the clinician arrives to carry out the assessment.
3	KPI Rationale	The focus is to reduce the DNA rates for new and re-referrals to Community Mental Health Teams in CAMHS, General Adult and Psychiatry of Later Life. The aim to introduce a standard response to DNAs in each service and identify areas that have a significant DNA problem.
3a	Indicator Classification	National Scorecard Quadrant b) Access
4	National Target	NSP 2024 target ≤3%. This metric is reported cumulatively.
4a	Target Trajectory	≤3%
4b	Volume Metrics	N/A
5	KPI Calculation	Count number of new cases DNA and divide by total number of new appointments offered and calculate the percentage against overall number of new/re-referred cases accepted.
6	Data Source	From General Adult Community Mental Health Team to CHO Manager to National Business Information Unit.
6a	Data Sign Off	Submission at CHO
6b	Data Quality Issues	N/A
7	Data Collection Frequency	Monthly
8	Tracer Conditions	Not applicable at this time
9	Minimum Data Set MDS	Number of appointments offered
10	International Comparison	Not applicable at this time
11	KPI Monitoring	Monthly
12	KPI Reporting Frequency	Monthly
13	KPI Report Period	M-1M
14	KPI Reporting Aggregation	CHO Area and individual teams
15	KPI is reported in which reports?	Annual Report; Performance Report/Profile; MDR
16	Web link to data	https://www.hse.ie/eng/services/publications/performance-reports/
17	Additional Information	
	KPI owner/lead for implementation	Dervila Eyres, Assistant National Director, Head of Operations HSE Mental Health Services
	PBI data support	Jarlath Conefrey, Lead Data Analyst, Mental Health Services, 087 6197351 Email: jarlath.conefrey@hse.ie
	Governance/sign off	Dervila Eyres, Assistant National Director, Head of Operations HSE Mental Health Services

Psychiatry of Later Life		
1	KPI Title	MH4 - % of accepted referrals / re-referrals offered first appointment and seen within 12 weeks by Psychiatry of Later Life Community Mental Health Teams
1a	KPI Short Title	PLL % of accepted referrals / re-referrals offered first appointment and seen within 12 weeks
2	KPI Description	Wait time: The number of weeks from the point at which the referral is received by a member of the Psychiatry of Later Life Community Mental Health team to the day the assessment takes place (less any delay due to client postponement of assessment) and excluding both of those days.
3	KPI Rationale	Wait times to access Psychiatry of Later Life Community Mental Health Team for mental health assessment provides a measure of service availability in the community and the timeliness of that access.
3a	Indicator Classification	National Scorecard Quadrant a) Quality and Safety
4	National Target	NSP 2024 target $\geq 95\%$. This metric is reported cumulatively.
4a	Target Trajectory	$\geq 95\%$
4b	Volume Metrics	N/A
5	KPI Calculation	Count number of new cases seen within 12 weeks and divide by number of new appointments offered within 12 weeks and calculate the percentage against the overall number of new/re-referred cases accepted.
6	Data Source	From General Adult Community Mental Health Team to CHO Manager to National Business Information Unit.
6a	Data Sign Off	Submission at CHO
6b	Data Quality Issues	N/A
7	Data Collection Frequency	Monthly
8	Tracer Conditions	Not applicable at this time
9	Minimum Data Set MDS	Number of accepted referrals/re-referrals; numer of accepted referrals/re-referrals within timeframe
10	International Comparison	Not applicable at this time
11	KPI Monitoring	Monthly
12	KPI Reporting Frequency	Monthly
13	KPI Report Period	M
14	KPI Reporting Aggregation	CHO Area and individual teams
15	KPI is reported in which reports?	Annual Report/ Performance Report/Profile/ MDR
16	Web link to data	https://www.hse.ie/eng/services/publications/performance-reports/
17	Additional Information	As reported in the HSE Performance Report
	KPI owner/lead for implementation	Dervila Eyres, Assistant National Director, Head of Operations HSE Mental Health Services
	PBI data support	Jarlath Conefrey, Lead Data Analyst, Mental Health Services, 087 6197351 Email: jarlath.conefrey@hse.ie
	Governance/sign off	Dervila Eyres, Assistant National Director, Head of Operations HSE Mental Health Services

CAMHS Inpatient		
1	KPI Title	MH5 - Admissions of children to HSE Child and Adolescent Acute Inpatient Units as a % of the total number of admissions of children to mental health acute inpatient units
1a	KPI Short Title	CAMHs Admission to Adult Units as a % of the total number of admissions of children to mental health acute inpatient units
2	KPI Description	This metric is designed to measure the total number of HSE/HSE funded Child and Adolescent Acute Inpatient admissions as a percentage of all acute inpatient admissions of children and adolescents whether admitted to HSE/HSE funded CAMHS acute inpatient units and or HSE/HSE funded Adult Mental Health Acute Inpatient Units and excluding admissions to private units.
3	KPI Rationale	This is a quality metric to measure compliance with the Mental Health Commission regulation in respect of admission of children and adolescents to age appropriate acute inpatient units. It is also designed to monitor the operation of the HSE/HSE funded Child and Adolescent Acute Inpatient units and demonstrate the benefits realisation from the investment in CAMHS acute inpatient provision.
3a	Indicator Classification	National Scorecard Quadrant a) Quality and Safety
4	National Target	NSP 2024 target ≥85%. This metric is reported cumulatively.
4a	Target Trajectory	≥85%
4b	Volume Metrics	N/A
5	KPI Calculation	Count of all admissions of children to HSE/HSE funded CAMHs Acute Inpatient Units, count of all admissions of children and adolescents to HSE/HSE funded Adult Acute Mental Health Inpatient Units; Sum of both counts. Calculate percentage of number of children and adolescents admitted to HSE/HSE funded CAMHs inpatient units as against total number of admissions of children and adolescents excluding admissions to private units.
6	Data Source	From CAMHS Inpatient Units & Mental Health commission to Children/Adolescent Inpatient Coordinator to National Business Information Unit.
6a	Data Sign Off	Submission at CHO
6b	Data Quality Issues	N/A
7	Data Collection Frequency	Monthly
8	Tracer Conditions	Not applicable at this time
9	Minimum Data Set MDS	The number of children and adolescents admitted to HSE/HSE funded CAMHS Inpatient Units; The number of children and adolescents admitted to HSE/HSE funded Adult Acute Mental Health Inpatient Units
10	International Comparison	Not applicable at this time
11	KPI Monitoring	Monthly
12	KPI Reporting Frequency	Monthly
13	KPI Report Period	M
14	KPI Reporting Aggregation	CHO Area and individual teams
15	KPI is reported in which reports?	Annual Report; Performance Report/Profile; MDR
16	Web link to data	https://www.hse.ie/eng/services/publications/performance-reports/
17	Additional Information	As reported in the HSE Performance Report
	KPI owner/lead for implementation	Dervila Eyres, Assistant National Director, Head of Operations HSE Mental Health Services
	PBI data support	Jarlath Conefrey, Lead Data Analyst, Mental Health Services, 087 6197351 Email: jarlath.conefrey@hse.ie
	Governance/sign off	Dervila Eyres, Assistant National Director, Head of Operations HSE Mental Health Services

CAMHS Inpatient		
1	KPI Title	MH57 - Percentage of Bed days used in HSE Child and Adolescent Acute Inpatient Units as a total of Bed days used by children in mental health acute inpatient units
1a	KPI Short Title	CAMHS % Bed Days used in CAMHS units as to total of bed days used.
2	KPI Description	This metric is designed to measure the total number of HSE/HSE funded Child and Adolescent Acute Inpatient bed days used as a percentage of all acute inpatient bed days of children and adolescents whether admitted to HSE/HSE funded CAMHS acute inpatient units and or HSE/HSE funded Adult Mental Health Acute Inpatient Units and excluding admissions to private units.
3	KPI Rationale	This is a quality metric to measure compliance with the Mental Health Commission regulation in respect of admission of children and adolescents to age appropriate acute inpatient units. It is also designed to monitor the operation of the HSE/HSE funded Child and Adolescent Acute Inpatient units and demonstrate the benefits realisation from the investment in CAMHS acute inpatient provision.
3a	Indicator Classification	National Scorecard Quadrant a) Quality and Safety
4	National Target	NSP 2024 target $\geq 95\%$. This metric is reported cumulatively.
4a	Target Trajectory	$\geq 95\%$
4b	Volume Metrics	N/A
5	KPI Calculation	Count of all Bed days of children to HSE/HSE funded CAMHS Acute Inpatient Units, count of all Bed Days of children and adolescents (based on CHO location of admission) to HSE/HSE funded Adult Acute Mental Health Inpatient Units (based on CHO location of unit); Sum of both counts. Calculate percentage of number of children and adolescents bed days used to HSE/HSE funded CAMHS inpatient units as against total number of bed days used of children and adolescents excluding admissions to private units.
6	Data Source	From CAMHS Inpatient Units & Mental Health commission to Children/Adolescent Inpatient Coordinator to National Business Information Unit.
6a	Data Sign Off	Submission at CHO
6b	Data Quality Issues	N/A
7	Data Collection Frequency	Monthly
8	Tracer Conditions	Not applicable at this time
9	Minimum Data Set MDS	The number of children and adolescents admitted to HSE/HSE funded CAMHS Inpatient Units; The number of children and adolescents admitted to HSE/HSE funded Adult Acute Mental Health Inpatient Units
10	International Comparison	Not applicable at this time
11	KPI Monitoring	Monthly
12	KPI Reporting Frequency	Monthly
13	KPI Report Period	M
14	KPI Reporting Aggregation	CHO Area and individual teams
15	KPI is reported in which reports?	Annual Report; Performance Report/Profile; MDR
16	Web link to data	https://www.hse.ie/eng/services/publications/performance-reports/
17	Additional Information	As reported in the HSE Performance Report
	KPI owner/lead for implementation	Dervila Eyres, Assistant National Director, Head of Operations HSE Mental Health Services
	PBI data support	Jarlath Conefrey, Lead Data Analyst, Mental Health Services, 087 6197351 Email: jarlath.conefrey@hse.ie
	Governance/sign off	Dervila Eyres, Assistant National Director, Head of Operations HSE Mental Health Services

CAMHS Inpatient		
1	KPI Title	MH37 - Number of Child/Adolescent admissions to HSE/HSE Funded Child and Adolescent mental health in-patient units
1a	KPI Short Title	No. of CAMHS admissions to HSE/HSE funded CAMHS inpatient units
2	KPI Description	Number of admissions to HSE Child and Adolescent Inpatient Units.
3	KPI Rationale	To monitor the number of admissions to each C&A unit
3a	Indicator Classification	National Scorecard Quadrant b) Access
4	National Target	2024 National Expected Activity 320. This metric is reported cumulatively.
4a	Target Trajectory	a) Performance targets constant over the full year
4b	Volume Metrics	CHO2 (85) CHO4 (65) CHO7 (110) CHO 9 (60)
5	KPI Calculation	
6	Data Source	From CAMHS Inpatient Units to Children/Adolescent Inpatient Coordinator to National Business Information Unit.
6a	Data Sign Off	Submission at CHO
6b	Data Quality Issues	N/A
7	Data Collection Frequency	Monthly
8	Tracer Conditions	Inpatient psychiatric treatment is usually indicated for children and adolescents with severe psychiatric disorders such as schizophrenia, depression, and mania. Other presentations include severe complex medical-psychiatric disorders such as anorexia / bulimia. Admission may also be required for clarification of diagnosis and appropriate treatment or for the commencement and monitoring of medication. The increasing incidence of the more severe mental health disorders in later adolescence increases the need for inpatient admission.
9	Minimum Data Set MDS	Patient Name, Address, Date of Birth, Referral source, General Practitioners details, Parental/Guardian consent forms. Parent/Guardian contact details. For each admission a form is sent to the Mental Health Commission informing of admission
10	International Comparison	No
11	KPI Monitoring	Monthly
12	KPI Reporting Frequency	Monthly
13	KPI Report Period	M
14	KPI Reporting Aggregation	CHO Area and individual teams
15	KPI is reported in which reports?	Annual Report; Performance Report/Profile; MDR
16	Web link to data	https://www.hse.ie/eng/services/publications/performance-reports/
17	Additional Information	As reported in the HSE Performance Report
	KPI owner/lead for implementation	Dervila Eyres, Assistant National Director, Head of Operations HSE Mental Health Services
	PBI data support	Jarlath Conefrey, Lead Data Analyst, Mental Health Services, 087 6197351 Email: jarlath.conefrey@hse.ie
	Governance/sign off	Dervila Eyres, Assistant National Director, Head of Operations HSE Mental Health Services

CAMHS Inpatient	
1	<p>KPI Title</p> <p>MH38 - 41 Number of children/adolescents admitted to adult HSE mental health inpatient units: i) <16 yrs ii) <17 yrs iii) <18 yrs</p>
1a	KPI Short Title No. of children/adolescents admitted to adult HSE mental health inpatient units
2	<p>KPI Description</p> <p>Number of children/adolescents admitted to adult HSE mental health inpatient units.</p>
3	<p>KPI Rationale</p> <p>The Mental Health Commission code of practice on regulating the admission of children under 18 to adult inpatient units. From July 1st 2009, no child under 16 is to be admitted to an adult inpatient unit except in exceptional circumstances, from December 2010, no child under 17 can be admitted to an adult inpatient unit except under exceptional circumstances. With effect from 1st December 2011, no child under 18 should be admitted to an adult inpatient unit unless in exceptional circumstances. This metric is to monitor compliance with the code of practice.</p>
3a	Indicator Classification National Scorecard Quadrant b) Access
4	National Target 2024 National expected activity <30. This metric is reported cumulatively.
4a	Target Trajectory a) Performance targets constant over the full year
4b	Volume Metrics <18 yrs (<30)
5	KPI Calculation
6	Data Source From Mental Health commission to Children/Adolescent Inpatient Coordinator to National Business Information Unit.
6a	Data Sign Off Submission at CHO
6b	Data Quality Issues N/A
7	Data Collection Frequency Monthly
8	<p>Tracer Conditions</p> <p>The Mental Health Commission set a timeline for achievement of this goal. From July 2009 no admission of children under the age of 16 years, except in specified exceptional circumstances, to adult units was to take place. In December 2010 this age limit increased to include children under the age of 17 years. In December 2011 this increased to include all children under the age of 18 years.</p>
9	<p>Minimum Data Set MDS</p> <p>Patient Name, Address, Date of Birth, Referral source, General Practitioners details, Parental/Guardian consent forms. Parent/Guardian contact details. For each admission a form is sent to the Mental Health Commission informing of admission</p>
10	International Comparison No
11	KPI Monitoring Monthly
12	KPI Reporting Frequency Monthly
13	KPI Report Period M
14	KPI Reporting Aggregation CHO Area and individual teams
15	KPI is reported in which reports? Annual Report; Performance Report/Profile; MDR
16	Web link to data https://www.hse.ie/eng/services/publications/performance-reports/
17	Additional Information As reported in the HSE Performance Report
	KPI owner/lead for implementation Dervila Eyres, Assistant National Director, Head of Operations HSE Mental Health Services
	PBI data support Jarlath Conefrey, Lead Data Analyst, Mental Health Services, 087 6197351 Email: jarlath.conefrey@hse.ie
	Governance/sign off Dervila Eyres, Assistant National Director, Head of Operations HSE Mental Health Services

CAMHS		
1	KPI Title	MH34 - Number of Child and Adolescent Community Mental Health Teams
1a	KPI Short Title	No. of CAMHS Teams
2	KPI Description	Vision for Change recommended the number of Community Child and Adolescent Mental Health Teams.
3	KPI Rationale	Implementation of recommendations of A Vision for Change and to address the Regulations of the Mental Health Commission.
3a	Indicator Classification	National Scorecard Quadrant b) Access
4	National Target	2024 National expected activity 76. This metric is reported PIT
4a	Target Trajectory	a) Performance targets constant over the full year
4b	Volume Metrics	CHO1 (8) CHO2 (6) CHO3 (7) CHO4 (11) CHO5 (7) CHO6 (6) CHO7 (11) CHO8 (12) CHO9 (8)
5	KPI Calculation	
6	Data Source	From CAMHS Community Mental Health Team to CHO Manager to National Business Information Unit.
6a	Data Sign Off	Submission at CHO
6b	Data Quality Issues	N/A
7	Data Collection Frequency	Monthly
8	Tracer Conditions	1 team per 50,000 head of population as per VFC
9	Minimum Data Set MDS	No of CAMHS Community Mental Health Teams
10	International Comparison	No
11	KPI Monitoring	Monthly
12	KPI Reporting Frequency	Monthly
13	KPI Report Period	M
14	KPI Reporting Aggregation	CHO Area and individual teams
15	KPI is reported in which reports?	Annual Report; Performance Report/Profile; MDR
16	Web link to data	https://www.hse.ie/eng/services/publications/performance-reports/
17	Additional Information	As reported in the HSE Performance Report
	KPI owner/lead for implementation	Dervila Eyres, Assistant National Director, Head of Operations, HSE Mental Health Services
	PBI data support	Jarlath Conefrey, Lead Data Analyst, Mental Health Services, 087 6197351 Email: jarlath.conefrey@hse.ie
	Governance/sign off	Dervila Eyres, Assistant National Director, Head of Operations, HSE Mental Health Services

CAMHS		
1	KPI Title	MH35 - Number of Child and Adolescent Day Hospital Teams
1a	KPI Short Title	No. of CAMHS Day Hospital Teams
2	KPI Description	Vision for Change has recommended the number of Child and Adolescent Day Hospital Teams.
3	KPI Rationale	Implementation of recommendations of A Vision for Change and to address the Regulations of the Mental Health Commission.
3a	Indicator Classification	National Scorecard Quadrant b) Access
4	National Target	N/A. This metric is reported PIT
4a	Target Trajectory	a) Performance targets constant over the full year
4b	Volume Metrics	N/A
5	KPI Calculation	
6	Data Source	From CAMHS Community Mental Health Team to CHO Manager to National Business Information Unit.
6a	Data Sign Off	Submission at CHO
6b	Data Quality Issues	N/A
7	Data Collection Frequency	Monthly
8	Tracer Conditions	As per VFC
9	Minimum Data Set MDS	As per VFC
10	International Comparison	No
11	KPI Monitoring	Monthly
12	KPI Reporting Frequency	Monthly
13	KPI Report Period	M
14	KPI Reporting Aggregation	CHO Area and individual teams
15	KPI is reported in which reports?	Annual Report; Performance Report/Profile; MDR
16	Web link to data	https://www.hse.ie/eng/services/publications/performance-reports/
17	Additional Information	As reported in the HSE Performance Report
	KPI owner/lead for implementation	Dervila Eyres, Assistant National Director, Head of Operations, HSE Mental Health Services
	PBI data support	Jarlath Conefrey, Lead Data Analyst, Mental Health Services, 087 6197351 Email: jarlath.conefrey@hse.ie
	Governance/sign off	Dervila Eyres, Assistant National Director, Head of Operations, HSE Mental Health Services

CAMHS		
1	KPI Title	MH36 - Number of Paediatric Liaison Teams
1a	KPI Short Title	Number of Paediatric Liaison Teams
2	KPI Description	Vision for Change recommended number of Paediatric Liaison Teams.
3	KPI Rationale	Monitor implementation of recommendations of A Vision for Change
3a	Indicator Classification	National Scorecard Quadrant b) Access
4	National Target	N/A This metric is reported PIT
4a	Target Trajectory	a) Performance targets constant over the full year
4b	Volume Metrics	N/A
5	KPI Calculation	
6	Data Source	From CAMHS Community Mental Health Team to CHO Manager to National Business Information Unit.
6a	Data Sign Off	Submission at CHO
6b	Data Quality Issues	N/A
7	Data Collection Frequency	Monthly
8	Tracer Conditions	1 team per 300,000 head of population as per VFC
9	Minimum Data Set MDS	As per VFC
10	International Comparison	Yes
11	KPI Monitoring	Monthly
12	KPI Reporting Frequency	Monthly
13	KPI Report Period	M
14	KPI Reporting Aggregation	CHO Area and individual teams
15	KPI is reported in which reports?	Annual Report; Performance Report/Profile; MDR
16	Web link to data	https://www.hse.ie/eng/services/publications/performance-reports/
17	Additional Information	As reported in the HSE Performance Report
	KPI owner/lead for implementation	Dervila Eyres, Assistant National Director, Head of Operations, HSE Mental Health Services
	PBI data support	Jarlath Conefrey, Lead Data Analyst, Mental Health Services, 087 6197351 Email: jarlath.conefrey@hse.ie
	Governance/sign off	Dervila Eyres, Assistant National Director, Head of Operations, HSE Mental Health Services

CAMHS		
1	KPI Title	MH43 - Number of child/adolescent referrals (including re-referred) received by mental health services
1a	KPI Short Title	No. of referrals received by CAMHS
2	KPI Description	This metric is designed to measure the number of child/ adolescents (i) under 16yrs and (ii) over 16years but not yet reached their 18th birthday referred to each CAMH Service during the reporting period.
3	KPI Rationale	The purpose of this metric is to gain information over time on the numbers of referrals to support the monitoring and evaluating of trends over time per area/ region and across the service nationally.
3a	Indicator Classification	National Scorecard Quadrant b) Access
4	National Target	2024 National Expected Activity 22,999. This metric is reported cumulatively.
4a	Target Trajectory	a) Performance targets constant over the full year
4b	Volume Metrics	CHO1 (1,829) CHO2 (1,957) CHO3 (2,391) CHO4 (2,635) CHO5 (2,442) CHO6 (2,770) CHO7 (3,307) CHO8 (4,180) CHO9 (1,488)
5	KPI Calculation	The total number of child/adolescent referrals received each month
6	Data Source	From CAMHS Community Mental Health Team to CHO Manager to National Business Information Unit.
6a	Data Sign Off	Submission at CHO
6b	Data Quality Issues	N/A
7	Data Collection Frequency	Monthly
8	Tracer Conditions	All CAMHS teams screen referrals received, those deemed to be urgent are seen as a priority, while those deemed to be routine are placed on a waiting list to be seen.
9	Minimum Data Set MDS	Patient Name, Address, Date of Birth, Referral source, General Practitioners details, Parental/Guardian consent forms. Parent/Guardian contact details.
10	International Comparison	No
11	KPI Monitoring	Monthly
12	KPI Reporting Frequency	Monthly
13	KPI Report Period	M
14	KPI Reporting Aggregation	CHO Area and individual teams
15	KPI is reported in which reports?	Annual Report; Performance Report/Profile; MDR
16	Web link to data	https://www.hse.ie/eng/services/publications/performance-reports/
17	Additional Information	As reported in the HSE Performance Report
	KPI owner/lead for implementation	Dervila Eyres, Assistant National Director, Head of Operations, HSE Mental Health Services
	PBI data support	Jarlath Conefrey, Lead Data Analyst, Mental Health Services, 087 6197351 Email: jarlath.conefrey@hse.ie
	Governance/sign off	Dervila Eyres, Assistant National Director, Head of Operations, HSE Mental Health Services

CAMHS		
1	KPI Title	MH44 - No. of child / adolescent referrals (including re-referred) accepted by Mental Health Services
1a	KPI Short Title	No. of referrals accepted by CAMHS
2	KPI Description	This metric is designed to measure the number child/ adolescent (i) under 16y and (ii) over 16y but not yet reached their 18th birthday accepted by each CAMH Service during the reporting period.
3	KPI Rationale	The purpose of this metric is to gain information over time on the numbers of referrals accepted, based on the criteria operated by the CAMHS team in that particular reporting period and monitoring and evaluating the trends over time per HSE region and across the service nationally.
3a	Indicator Classification	National Scorecard Quadrant b) Access
4	National Target	2024 National Expected Activity 16,101. This metric is reported cumulatively.
4a	Target Trajectory	a) Performance targets constant over the full year
4b	Volume Metrics	CHO1 (1,281) CHO2 (1,369) CHO3 (1,674) CHO4 (1,846) CHO5 (1,710) CHO6 (1,938) CHO7 (2,315) CHO8 (2,927) CHO9 (1,041)
5	KPI Calculation	The total number of child/adolescent referrals accepted each month
6	Data Source	From CAMHS Community Mental Health Team to CHO Manager to National Business Information Unit.
6a	Data Sign Off	Submission at CHO
6b	Data Quality Issues	N/A
7	Data Collection Frequency	Monthly
8	Tracer Conditions	All CAMHS teams screen referrals received, those deemed to be urgent are seen as a priority, while those deemed to be routine are placed on a waiting list to be seen.
9	Minimum Data Set MDS	Patient Name, Address, Date of Birth, Referral source, General Practitioners details, Parental/Guardian consent forms. Parent/Guardian contact details.
10	International Comparison	No
11	KPI Monitoring	Monthly
12	KPI Reporting Frequency	Monthly
13	KPI Report Period	M
14	KPI Reporting Aggregation	CHO Area and individual teams
15	KPI is reported in which reports?	Annual Report; Performance Report/Profile; MDR
16	Web link to data	https://www.hse.ie/eng/services/publications/performance-reports/
17	Additional Information	As reported in the HSE Performance Report
	KPI owner/lead for implementation	Dervila Eyres, Assistant National Director, Head of Operations, HSE Mental Health Services
	PBI data support	Jarlath Conefrey, Lead Data Analyst, Mental Health Services, 087 6197351 Email: jarlath.conefrey@hse.ie
	Governance/sign off	Dervila Eyres, Assistant National Director, Head of Operations, HSE Mental Health Services

CAMHS		
1	KPI Title	MH45 - No. of new (including re-referred) CAMHS Team cases offered first appointment for the current month (seen and DNA)
1a	KPI Short Title	No. of CAMHS accepted referrals offered first appointment in the current month (seen and DNA)
2	KPI Description	Number of new (including re-referred) child / adolescent cases seen or Did Not Attend their first appointment
3	KPI Rationale	To monitor trends in relation to referrals..
3a	Indicator Classification	National Scorecard Quadrant b) Access
4	National Target	2024 National Expected Activity 15,060. This metric is reported cumulatively.
4a	Target Trajectory	a) Performance targets constant over the full year
4b	Volume Metrics	CHO1 (1,197) CHO2 (1,281) CHO3 (1,568) CHO4 (1,726) CHO5 (1,600) CHO6 (1,813) CHO7 (2,164) CHO8 (2,738) CHO9 (973)
5	KPI Calculation	Count number of new appointments offered and subtract those who did not attend.
6	Data Source	From CAMHS Community Mental Health Team to CHO Manager to National Business Information Unit.
6a	Data Sign Off	Submission at CHO
6b	Data Quality Issues	N/A
7	Data Collection Frequency	Monthly
8	Tracer Conditions	All CAMHS teams screen referrals received, those deemed to be urgent are seen as a priority, while those deemed to be routine are placed on a waiting list to be seen.
9	Minimum Data Set MDS	Patient Name, Address, Date of Birth, Referral source, General Practitioners details, Parental/Guardian consent forms. Parent/Guardian contact details.
10	International Comparison	No
11	KPI Monitoring	Monthly
12	KPI Reporting Frequency	Monthly
13	KPI Report Period	M
14	KPI Reporting Aggregation	CHO Area and individual teams
15	KPI is reported in which reports?	Annual Report; Performance Report/Profile; MDR
16	Web link to data	https://www.hse.ie/eng/services/publications/performance-reports/
17	Additional Information	As reported in the HSE Performance Report
	KPI owner/lead for implementation	Dervila Eyres, Assistant National Director, Head of Operations, HSE Mental Health Services
	PBI data support	Jarlath Conefrey, Lead Data Analyst, Mental Health Services, 087 6197351 Email: jarlath.conefrey@hse.ie
	Governance/sign off	Dervila Eyres, Assistant National Director, Head of Operations, HSE Mental Health Services

CAMHS		
1	KPI Title	MH46 - No. of new (including re-referred) child/adolescent referrals seen in the current month
1a	KPI Short Title	No. of accepted referrals seen by CAMHS in the current month
2	KPI Description	Number of new (including re-referred) child / adolescent cases seen or Did Not Attend their first appointment
3	KPI Rationale	To monitor trends in relation to referrals..
3a	Indicator Classification	National Scorecard Quadrant b) Access
4	National Target	2024 National expected activity: 13,688 This metric is reported cumulatively.
4a	Target Trajectory	a) Performance targets constant over the full year
4b	Volume Metrics	CHO1 (1,089) CHO2 (1,164) CHO3 (1,424) CHO4 (1,569) CHO5 (1,454) CHO6 (1,648) CHO7 (1,968) CHO8 (2,487) CHO9 (885)
5	KPI Calculation	Count number of new appointments offered and subtract those who did not attend.
6	Data Source	From CAMHS Community Mental Health Team to CHO Manager to National Business Information Unit.
6a	Data Sign Off	Submission at CHO
6b	Data Quality Issues	N/A
7	Data Collection Frequency	Monthly
8	Tracer Conditions	All CAMHS teams screen referrals received, those deemed to be urgent are seen as a priority, while those deemed to be routine are placed on a waiting list to be seen.
9	Minimum Data Set MDS	Patient Name, Address, Date of Birth, Referral source, General Practitioners details, Parental/Guardian consent forms. Parent/Guardian contact details.
10	International Comparison	No
11	KPI Monitoring	Monthly
12	KPI Reporting Frequency	Monthly
13	KPI Report Period	M
14	KPI Reporting Aggregation	CHO Area and individual teams
15	KPI is reported in which reports?	Annual Report; Performance Report/Profile; MDR
16	Web link to data	https://www.hse.ie/eng/services/publications/performance-reports/
17	Additional Information	As reported in the HSE Performance Report
	KPI owner/lead for implementation	Dervila Eyres, Assistant National Director, Head of Operations, HSE Mental Health Services
	PBI data support	Jarlath Conefrey, Lead Data Analyst, Mental Health Services, 087 6197351 Email: jarlath.conefrey@hse.ie
	Governance/sign off	Dervila Eyres, Assistant National Director, Head of Operations, HSE Mental Health Services

CAMHS		
1	KPI Title	MH47 - No. of new (including re-referred) child/adolescent referrals offered appointment and DNA in the current month
2	KPI Description	Number of new (including re-referred) child / adolescent cases seen or Did Not Attend their first appointment
3	KPI Rationale	To monitor trends in relation to referrals..
3a	Indicator Classification	National Scorecard Quadrant b) Access
4	National Target	2024 National Expected Activity 1,372. This metric is reported cumulatively.
4a	Target Trajectory	a) Performance targets constant over the full year
4b	Volume Metrics	CHO1 (108) CHO2 (117) CHO3 (144) CHO4 (157) CHO5 (146) CHO6 (165) CHO7 (196) CHO8 (251) CHO9 (88)
5	KPI Calculation	Count number of new appointments offered and subtract those who did not attend.
6	Data Source	From CAMHS Community Mental Health Team to CHO Manager to National Business Information Unit.
6a	Data Sign Off	Submission at CHO
6b	Data Quality Issues	N/A
7	Data Collection Frequency	Monthly
8	Tracer Conditions	All CAMHS teams screen referrals received, those deemed to be urgent are seen as a priority, while those deemed to be routine are placed on a waiting list to be seen.
9	Minimum Data Set MDS	Patient Name, Address, Date of Birth, Referral source, General Practitioners details, Parental/Guardian consent forms. Parent/Guardian contact details.
10	International Comparison	No
11	KPI Monitoring	Monthly
12	KPI Reporting Frequency	Monthly
13	KPI Report Period	M
14	KPI Reporting Aggregation	CHO Area and individual teams
15	KPI is reported in which reports?	Annual Report; Performance Report/Profile; MDR
16	Web link to data	https://www.hse.ie/eng/services/publications/performance-reports/
17	Additional Information	As reported in the HSE Performance Report
	KPI owner/lead for implementation	Dervila Eyres, Assistant National Director, Head of Operations,, HSE Mental Health Services
	PBI data support	Jarlath Conefrey, Lead Data Analyst, Mental Health Services, 087 6197351 Email: jarlath.conefrey@hse.ie
	Governance/sign off	Dervila Eyres, Assistant National Director, Head of Operations, HSE Mental Health Services

CAMHS		
1	KPI Title	MH49 - Number of cases closed/discharged by CAMHS service
1a	KPI Short Title	Number of cases closed/discharged by CAMHS service
2	KPI Description	This metric is designed to measure the number of cases closed/discharged from each CAMH Service during the reporting period.
3	KPI Rationale	The purpose of this metric is to gain information over time on the numbers of cases closed/discharged and monitoring and evaluating the trends over time per area/region and across the service nationally.
3a	Indicator Classification	National Scorecard Quadrant b) Access
4	National Target	2024 National Expected Activity 12,879. This metric is reported cumulatively.
4a	Target Trajectory	a) Performance targets constant over the full year
4b	Volume Metrics	CHO1 (1,025) CHO2 (1,096) CHO3 (1,339) CHO4 (1,476) CHO5 (1,368) CHO6 (1,550) CHO7 (1,852) CHO8 (2,340) CHO9 (833)
5	KPI Calculation	Total number of child/adolescent cases closed/discharged.
6	Data Source	From CAMHS Community Mental Health Team to CHO Manager to National Business Information Unit.
6a	Data Sign Off	Submission at CHO
6b	Data Quality Issues	N/A
7	Data Collection Frequency	Monthly
8	Tracer Conditions	Cases are closed or discharged back to GP, Other CAMHS, Other Community Service and Adult Service
9	Minimum Data Set MDS	Patient Name, Address, Date of Birth, Referral source, General Practitioners details, Parental/Guardian consent forms. Parent/Guardian contact details. Discharge summary letter
10	International Comparison	No
11	KPI Monitoring	Monthly
12	KPI Reporting Frequency	Monthly
13	KPI Report Period	M
14	KPI Reporting Aggregation	CHO Area and individual teams
15	KPI is reported in which reports?	Annual Report; Performance Report/Profile; MDR
16	Web link to data	https://www.hse.ie/eng/services/publications/performance-reports/
17	Additional Information	As reported in the HSE Performance Report
	KPI owner/lead for implementation	Dervila Eyres, Assistant National Director, Head of Operations, HSE Mental Health Services
	PBI data support	Jarlath Conefrey, Lead Data Analyst, Mental Health Services, 087 6197351 Email: jarlath.conefrey@hse.ie
	Governance/sign off	Dervila Eyres, Assistant National Director, Head of Operations, HSE Mental Health Services

CAMHS		
1	KPI Title	MH50 - Total No. to be seen for a first appointment at the end of each month.
1a	KPI Short Title	Total no. to be seen for a first appointment at the end of each month
2	KPI Description	Wait time: The time elapsed from the point at which the referral is received & accepted by a member of the CAMHS team to the day the assessment takes place (less any delay due to client postponement of assessment).
3	KPI Rationale	Wait times to CAMHS for mental health assessment provide a measure of the response time of the service.
3a	Indicator Classification	National Scorecard Quadrant b) Access
4	National Target	NSP 2024 expected activity 4,387. This metric is reported PIT
4a	Target Trajectory	Performance targets constant over the full year
4b	Volume Metrics	CHO1 (409) CHO2 (290) CHO3 (349) CHO4 (936) CHO5 (306) CHO6 (724) CHO7 (447) CHO8 (699) CHO9 (227)
5	KPI Calculation	The number of child/adolescent on waiting list at the each month by time length of time on wait list.
6	Data Source	From CAMHS Community Mental Health Team to CHO Manager to National Business Information Unit.
6a	Data Sign Off	Submission at CHO
6b	Data Quality Issues	N/A
7	Data Collection Frequency	Monthly
8	Tracer Conditions	All CAMHS teams screen referrals received, those deemed to be urgent are seen as a priority, while those deemed to be routine are placed on a waiting list to be seen.
9	Minimum Data Set MDS	Patient Name, Address, Date of Birth, Referral source, General Practitioners details, Parental/Guardian consent forms. Parent/Guardian contact details.
10	International Comparison	No
11	KPI Monitoring	Monthly
12	KPI Reporting Frequency	Monthly
13	KPI Report Period	M
14	KPI Reporting Aggregation	CHO Area and individual teams
15	KPI is reported in which reports?	Annual Report; Performance Report/Profile; MDR
16	Web link to data	https://www.hse.ie/eng/services/publications/performance-reports/
17	Additional Information	As reported in the HSE Performance Report
	KPI owner/lead for implementation	Dervila Eyres, Assistant National Director, Head of Operations, HSE Mental Health Services
	PBI data support	Jarlath Conefrey, Lead Data Analyst, Mental Health Services, 087 6197351 Email: jarlath.conefrey@hse.ie
	Governance/sign off	Dervila Eyres, Assistant National Director, Head of Operations, HSE Mental Health Services

CAMHS		
1	KPI Title	MH51 - Total No. to be seen by CAMHS waiting 0-3 months
1a	KPI Short Title	Total No. to be seen by CAMHS waiting 0-3 months
2	KPI Description	Wait time: The time elapsed from the point at which the referral is received & accepted by a member of the CAMHS team to the day the assessment takes place (less any delay due to client postponement of assessment).
3	KPI Rationale	Wait times to CAMHS for mental health assessment provide a measure of the response time of the service.
3a	Indicator Classification	National Scorecard Quadrant b) Access
4	National Target	NSP 2024 National Expected Activity 2,057. This metric is reported PIT
4a	Target Trajectory	a) Performance targets constant over the full year
4b	Volume Metrics	CHO1 (192) CHO2 (146) CHO3 (148) CHO4 (369) CHO5 (121) CHO6 (394) CHO7 (248) CHO8 (346) CHO9 (93)
5	KPI Calculation	The number of child/adolescent on waiting list at the each quarter by time length of time on wait list. .
6	Data Source	From CAMHS Community Mental Health Team to CHO Manager to National Business Information Unit.
6a	Data Sign Off	Submission at CHO
6b	Data Quality Issues	N/A
7	Data Collection Frequency	Monthly
8	Tracer Conditions	All CAMHS teams screen referrals received, those deemed to be urgent are seen as a priority, while those deemed to be routine are placed on a waiting list to be seen.
9	Minimum Data Set MDS	Patient Name, Address, Date of Birth, Referral source, General Practitioners details, Parental/Guardian consent forms. Parent/Guardian contact details.
10	International Comparison	No
11	KPI Monitoring	Monthly
12	KPI Reporting Frequency	Monthly
13	KPI Report Period	M
14	KPI Reporting Aggregation	CHO Area and individual teams
15	KPI is reported in which reports?	Annual Report; Performance Report/Profile; MDR
16	Web link to data	https://www.hse.ie/eng/services/publications/performance-reports/
17	Additional Information	As reported in the HSE Performance Report
	KPI owner/lead for implementation	Dervila Eyres, Assistant National Director, Head of Operations, HSE Mental Health Services
	PBI data support	Jarlath Conefrey, Lead Data Analyst, Mental Health Services, 087 6197351 Email: jarlath.conefrey@hse.ie
	Governance/sign off	Dervila Eyres, Assistant National Director, Head of Operations, HSE Mental Health Services

CAMHS		
1	KPI Title	MH52 - Total No. to be seen by CAMHS waiting 3-6 months
1a	KPI Short Title	Total No. to be seen by CAMHS waiting 3-6 months
2	KPI Description	Wait time: The time elapsed from the point at which the referral is received & accepted by a member of the CAMHS team to the day the assessment takes place (less any delay due to client postponement of assessment).
3	KPI Rationale	Wait times to CAMHS for mental health assessment provide a measure of the response time of the service.
3a	Indicator Classification	National Scorecard Quadrant b) Access
4	National Target	NSP 2024 Expected Activity 1,172. This metric is reported PIT.
4a	Target Trajectory	A) Performance targets constant over the full year
4b	Volume Metrics	CHO1 (93) CHO2 (67) CHO3 (101) CHO4 (254) CHO5 (89) CHO6 (190) CHO7 (120) CHO8 (171) CHO 9 (87)
5	KPI Calculation	The number of child/adolescent on waiting list at the each quarter by time length of time on wait list.
6	Data Source	From CAMHS Community Mental Health Team to CHO Manager to National Business Information Unit.
6a	Data Sign Off	Submission at CHO
6b	Data Quality Issues	N/A
7	Data Collection Frequency	Monthly
8	Tracer Conditions	All CAMHS teams screen referrals received, those deemed to be urgent are seen as a priority, while those deemed to be routine are placed on a waiting list to be seen.
9	Minimum Data Set MDS	Patient Name, Address, Date of Birth, Referral source, General Practitioners details, Parental/Guardian consent forms. Parent/Guardian contact details.
10	International Comparison	No
11	KPI Monitoring	Monthly
12	KPI Reporting Frequency	Monthly
13	KPI Report Period	M
14	KPI Reporting Aggregation	CHO Area and individual teams
15	KPI is reported in which reports?	Annual Report; Performance Report/Profile; MDR
16	Web link to data	https://www.hse.ie/eng/services/publications/performance-reports/
17	Additional Information	As reported in the HSE Performance Report
	KPI owner/lead for implementation	Dervila Eyres, Assistant National Director, Head of Operations, HSE Mental Health Services
	PBI data support	Jarlath Conefrey, Lead Data Analyst, Mental Health Services, 087 6197351 Email: jarlath.conefrey@hse.ie
	Governance/sign off	Dervila Eyres, Assistant National Director, Head of Operations, HSE Mental Health Services

CAMHS		
1	KPI Title	MH53 - Total No. to be seen by CAMHS waiting 6-9 months
1a	KPI Short Title	Total No. to be seen by CAMHS waiting 6-9 months
2	KPI Description	Wait time: The time elapsed from the point at which the referral is received & accepted by a member of the CAMHS team to the day the assessment takes place (less any delay due to client postponement of assessment).
3	KPI Rationale	Wait times to CAMHS for mental health assessment provide a measure of the response time of the service.
3a	Indicator Classification	National Scorecard Quadrant b) Access
4	National Target	NSP 2024 National Expected Activity 720. This metric is reported PIT.
4a	Target Trajectory	a) Performance targets constant over the full year
4b	Volume Metrics	CHO1 (72) CHO2 (45) CHO3 (62) CHO4 (181) CHO5 (62) CHO6 (96) CHO7 (50) CHO8 (113) CHO 9 (39)
5	KPI Calculation	The number of child/adolescent on waiting list at the each quarter by time length of time on wait list.
6	Data Source	From CAMHS Community Mental Health Team to CHO Manager to National Business Information Unit.
6a	Data Sign Off	Submission at CHO
6b	Data Quality Issues	N/A
7	Data Collection Frequency	Monthly
8	Tracer Conditions	All CAMHS teams screen referrals received, those deemed to be urgent are seen as a priority, while those deemed to be routine are placed on a waiting list to be seen.
9	Minimum Data Set MDS	Patient Name, Address, Date of Birth, Referral source, General Practitioners details, Parental/Guardian consent forms. Parent/Guardian contact details.
10	International Comparison	No
11	KPI Monitoring	Monthly
12	KPI Reporting Frequency	Monthly
13	KPI Report Period	M
14	KPI Reporting Aggregation	CHO Area and individual teams
15	KPI is reported in which reports?	Annual Report; Performance Report/Profile; MDR
16	Web link to data	https://www.hse.ie/eng/services/publications/performance-reports/
17	Additional Information	As reported in the HSE Performance Report
	KPI owner/lead for implementation	Dervila Eyres, Assistant National Director, Head of Operations, HSE Mental Health Services
	PBI data support	Jarlath Conefrey, Lead Data Analyst, Mental Health Services, 087 6197351 Email: jarlath.conefrey@hse.ie
	Governance/sign off	Dervila Eyres, Assistant National Director, Head of Operations, HSE Mental Health Services

CAMHS		
1	KPI Title	MH54 - Total No. to be seen by CAMHS waiting 9-12 months
1a	KPI Short Title	Total no. to be seen by CAMHS waiting 9-12 months
2	KPI Description	Wait time: The time elapsed from the point at which the referral is received & accepted by a member of the CAMHS team to the day the assessment takes place (less any delay due to client postponement of assessment).
3	KPI Rationale	Wait times to CAMHS for mental health assessment provide a measure of the response time of the service.
3a	Indicator Classification	National Scorecard Quadrant b) Access
4	National Target	NSP 2024 National Expected Activity 438. This metric is reported PIT.
4a	Target Trajectory	a) Performance targets constant over the full year
4b	Volume Metrics	CHO1 (52) CHO2 (32) CHO (38) CHO4 (132) CHO5 (34) CHO6 (44) CHO7 (29) CHO8 (69) CHO9 (8)
5	KPI Calculation	The number of child/adolescent on waiting list at the each quarter by time length of time on wait list.
6	Data Source	From CAMHS Community Mental Health Team to CHO Manager to National Business Information Unit.
6a	Data Sign Off	Submission at CHO
6b	Data Quality Issues	N/A
7	Data Collection Frequency	Monthly
8	Tracer Conditions	All CAMHS teams screen referrals received, those deemed to be urgent are seen as a priority, while those deemed to be routine are placed on a waiting list to be seen.
9	Minimum Data Set MDS	Patient Name, Address, Date of Birth, Referral source, General Practitioners details, Parental/Guardian consent forms. Parent/Guardian contact details.
10	International Comparison	No
11	KPI Monitoring	Monthly
12	KPI Reporting Frequency	Monthly
13	KPI Report Period	M
14	KPI Reporting Aggregation	CHO Area and individual teams
15	KPI is reported in which reports?	Annual Report; Performance Report/Profile; MDR
16	Web link to data	https://www.hse.ie/eng/services/publications/performance-reports/
17	Additional Information	As reported in the HSE Performance Report
	KPI owner/lead for implementation	Dervila Eyres, Assistant National Director, Head of Operations, HSE Mental Health Services
	PBI data support	Jarlath Conefrey, Lead Data Analyst, Mental Health Services, 087 6197351 Email: jarlath.conefrey@hse.ie
	Governance/sign off	Dervila Eyres, Assistant National Director, Head of Operations, HSE Mental Health Services

CAMHS		
1	KPI Title	MH55 - Total No. to be seen by CAMHS waiting > 12 months
1a	KPI Short Title	Total No. to be seen by CAMHS waiting > 12 months
2	KPI Description	Wait time: The time elapsed from the point at which the referral is received & accepted by a member of the CAMHS team to the day the assessment takes place (less any delay due to client postponement of assessment).
3	KPI Rationale	Wait times to CAMHS for mental health assessment provide a measure of the response time of the service.
3a	Indicator Classification	National Scorecard Quadrant b) Access
4	National Target	NSP 2024 0 This metric is reported PIT.
4a	Target Trajectory	0
4b	Volume Metrics	0
5	KPI Calculation	The number of child/adolescent on waiting list at the each quarter by time length of time on wait list.
6	Data Source	From CAMHS Community Mental Health Team to CHO Manager to National Business Information Unit.
6a	Data Sign Off	Submission at CHO
6b	Data Quality Issues	N/A
7	Data Collection Frequency	Monthly
8	Tracer Conditions	All CAMHS teams screen referrals received, those deemed to be urgent are seen as a priority, while those deemed to be routine are placed on a waiting list to be seen.
9	Minimum Data Set MDS	Patient Name, Address, Date of Birth, Referral source, General Practitioners details, Parental/Guardian consent forms. Parent/Guardian contact details.
10	International Comparison	No
11	KPI Monitoring	Monthly
12	KPI Reporting Frequency	Monthly
13	KPI Report Period	M
14	KPI Reporting Aggregation	CHO Area and individual teams
15	KPI is reported in which reports?	Annual Report; Performance Report/Profile; MDR
16	Web link to data	https://www.hse.ie/eng/services/publications/performance-reports/
17	Additional Information	As reported in the HSE Performance Report
	KPI owner/lead for implementation	Dervila Eyres, Assistant National Director, Head of Operations, HSE Mental Health Services
	PBI data support	Jarlath Conefrey, Lead Data Analyst, Mental Health Services, 087 6197351 Email: jarlath.conefrey@hse.ie
	Governance/sign off	Dervila Eyres, Assistant National Director, Head of Operations, HSE Mental Health Services

CAMHS		
1	KPI Title	MH59 - Total No. to be seen by CAMHS waiting 15 months - 18 months
1a	KPI Short Title	Total No. to be seen by CAMHS waiting 15-18 months
2	KPI Description	Wait time: The time elapsed from the point at which the referral is received & accepted by a member of the CAMHS team to the day the assessment takes place (less any delay due to client postponement of assessment).
3	KPI Rationale	Wait times to CAMHS for mental health assessment provide a measure of the response time of the service.
3a	Indicator Classification	National Scorecard Quadrant b) Access
4	National Target	N/A. This metric is reported PIT.
4a	Target Trajectory	a) Performance targets constant over the full year
4b	Volume Metrics	0
5	KPI Calculation	The number of child/adolescent on waiting list at the each quarter by time length of time on wait list.
6	Data Source	From CAMHS Community Mental Health Team to CHO Manager to National Business Information Unit.
6a	Data Sign Off	Submission at CHO
6b	Data Quality Issues	N/A
7	Data Collection Frequency	Monthly
8	Tracer Conditions	All CAMHS teams screen referrals received, those deemed to be urgent are seen as a priority, while those deemed to be routine are placed on a waiting list to be seen.
9	Minimum Data Set MDS	Patient Name, Address, Date of Birth, Referral source, General Practitioners details, Parental/Guardian consent forms. Parent/Guardian contact details.
10	International Comparison	No
11	KPI Monitoring	Monthly
12	KPI Reporting Frequency	Monthly
13	KPI Report Period	M
14	KPI Reporting Aggregation	CHO Area and individual teams
15	KPI is reported in which reports?	Annual Report; Performance Report/Profile; MDR
16	Web link to data	https://www.hse.ie/eng/services/publications/performance-reports/
17	Additional Information	As reported in the HSE Performance Report
	KPI owner/lead for implementation	Dervila Eyres, Assistant National Director, Head of Operations, HSE Mental Health Services
	PBI data support	Jarlath Conefrey, Lead Data Analyst, Mental Health Services, 087 6197351 Email: jarlath.conefrey@hse.ie
	Governance/sign off	Dervila Eyres, Assistant National Director, Head of Operations, HSE Mental Health Services

CAMHS		
1	KPI Title	MH60 - Total No. to be seen by CAMHS waiting 18 months - 21 months
1a	KPI Short Title	Total No. to be seen by CAMHS waiting 18-21 months
2	KPI Description	Wait time: The time elapsed from the point at which the referral is received & accepted by a member of the CAMHS team to the day the assessment takes place (less any delay due to client postponement of assessment).
3	KPI Rationale	Wait times to CAMHS for mental health assessment provide a measure of the response time of the service.
3a	Indicator Classification	National Scorecard Quadrant b) Access
4	National Target	N/A. This metric is reported PIT.
4a	Target Trajectory	a) Performance targets constant over the full year
4b	Volume Metrics	0
5	KPI Calculation	The number of child/adolescent on waiting list at the each quarter by time length of time on wait list.
6	Data Source	From CAMHS Community Mental Health Team to CHO Manager to National Business Information Unit.
6a	Data Sign Off	Submission at CHO
6b	Data Quality Issues	N/A
7	Data Collection Frequency	Monthly
8	Tracer Conditions	All CAMHS teams screen referrals received, those deemed to be urgent are seen as a priority, while those deemed to be routine are placed on a waiting list to be seen.
9	Minimum Data Set MDS	Patient Name, Address, Date of Birth, Referral source, General Practitioners details, Parental/Guardian consent forms. Parent/Guardian contact details.
10	International Comparison	No
11	KPI Monitoring	Monthly
12	KPI Reporting Frequency	Monthly
13	KPI Report Period	M
14	KPI Reporting Aggregation	CHO Area and individual teams
15	KPI is reported in which reports?	Annual Report; Performance Report/Profile; MDR
16	Web link to data	https://www.hse.ie/eng/services/publications/performance-reports/
17	Additional Information	As reported in the HSE Performance Report
	KPI owner/lead for implementation	Dervila Eyres, Assistant National Director, Head of Operations, HSE Mental Health Services
	PBI data support	Jarlath Conefrey, Lead Data Analyst, Mental Health Services, 087 6197351 Email: jarlath.conefrey@hse.ie
	Governance/sign off	Dervila Eyres, Assistant National Director, Head of Operations, HSE Mental Health Services

CAMHS		
1	KPI Title	MH61 - Total No. to be seen by CAMHS waiting 21 months - 24 months
1a	KPI Short Title	Total No. to be seen by CAMHS waiting 21-24 months
2	KPI Description	Wait time: The time elapsed from the point at which the referral is received & accepted by a member of the CAMHS team to the day the assessment takes place (less any delay due to client postponement of assessment).
3	KPI Rationale	Wait times to CAMHS for mental health assessment provide a measure of the response time of the service.
3a	Indicator Classification	National Scorecard Quadrant a) Quality and Safety b) Access
4	National Target	N/A. This metric is reported PIT.
4a	Target Trajectory	a) Performance targets constant over the full year
4b	Volume Metrics	0
5	KPI Calculation	The number of child/adolescent on waiting list at the each quarter by time length of time on wait list.
6	Data Source	From CAMHS Community Mental Health Team to CHO Manager to National Business Information Unit.
6a	Data Sign Off	Submission at CHO
6b	Data Quality Issues	N/A
7	Data Collection Frequency	Monthly
8	Tracer Conditions	All CAMHS teams screen referrals received, those deemed to be urgent are seen as a priority, while those deemed to be routine are placed on a waiting list to be seen.
9	Minimum Data Set MDS	Patient Name, Address, Date of Birth, Referral source, General Practitioners details, Parental/Guardian consent forms. Parent/Guardian contact details.
10	International Comparison	No
11	KPI Monitoring	Monthly
12	KPI Reporting Frequency	Monthly
13	KPI Report Period	M
14	KPI Reporting Aggregation	CHO Area and individual teams
15	KPI is reported in which reports?	Annual Report; Performance Report/Profile; MDR
16	Web link to data	https://www.hse.ie/eng/services/publications/performance-reports/
17	Additional Information	As reported in the HSE Performance Report
	KPI owner/lead for implementation	Dervila Eyres, Assistant National Director, Head of Operations, HSE Mental Health Services
	PBI data support	Jarlath Conefrey, Lead Data Analyst, Mental Health Services, 087 6197351 Email: jarlath.conefrey@hse.ie
	Governance/sign off	Dervila Eyres, Assistant National Director, Head of Operations, HSE Mental Health Services

CAMHS		
1	KPI Title	MH62 - Total No. to be seen by CAMHS waiting 24 months - 27 months
1a	KPI Short Title	Total No. to be seen by CAMHS waiting 24-27 months
2	KPI Description	Wait time: The time elapsed from the point at which the referral is received & accepted by a member of the CAMHS team to the day the assessment takes place (less any delay due to client postponement of assessment).
3	KPI Rationale	Wait times to CAMHS for mental health assessment provide a measure of the response time of the service.
3a	Indicator Classification	National Scorecard Quadrant b) Access
4	National Target	N/A. This metric is reported PIT.
4a	Target Trajectory	a) Performance targets constant over the full year
4b	Volume Metrics	0
5	KPI Calculation	The number of child/adolescent on waiting list at the each quarter by time length of time on wait list.
6	Data Source	From CAMHS Community Mental Health Team to CHO Manager to National Business Information Unit.
6a	Data Sign Off	Submission at CHO
6b	Data Quality Issues	N/A
7	Data Collection Frequency	Monthly
8	Tracer Conditions	All CAMHS teams screen referrals received, those deemed to be urgent are seen as a priority, while those deemed to be routine are placed on a waiting list to be seen.
9	Minimum Data Set MDS	Patient Name, Address, Date of Birth, Referral source, General Practitioners details, Parental/Guardian consent forms. Parent/Guardian contact details.
10	International Comparison	No
11	KPI Monitoring	Monthly
12	KPI Reporting Frequency	Monthly
13	KPI Report Period	M
14	KPI Reporting Aggregation	CHO Area and individual teams
15	KPI is reported in which reports?	Annual Report; Performance Report/Profile; MDR
16	Web link to data	https://www.hse.ie/eng/services/publications/performance-reports/
17	Additional Information	As reported in the HSE Performance Report
	KPI owner/lead for implementation	Dervila Eyres, Assistant National Director, Head of Operations, HSE Mental Health Services
	PBI data support	Jarlath Conefrey, Lead Data Analyst, Mental Health Services, 087 6197351 Email: jarlath.conefrey@hse.ie
	Governance/sign off	Dervila Eyres, Assistant National Director, Head of Operations, HSE Mental Health Services

CAMHS		
1	KPI Title	MH64 - Total No. to be seen by CAMHS waiting 30 months - 33 months
1a	KPI Short Title	Total No. to be seen by CAMHS waiting 30-33 months
2	KPI Description	Wait time: The time elapsed from the point at which the referral is received & accepted by a member of the CAMHS team to the day the assessment takes place (less any delay due to client postponement of assessment).
3	KPI Rationale	Wait times to CAMHS for mental health assessment provide a measure of the response time of the service.
3a	Indicator Classification	National Scorecard Quadrant b) Access
4	National Target	N/A. This metric is reported PIT.
4a	Target Trajectory	a) Performance targets constant over the full year
4b	Volume Metrics	0
5	KPI Calculation	The number of child/adolescent on waiting list at the each quarter by time length of time on wait list.
6	Data Source	From CAMHS Community Mental Health Team to CHO Manager to National Business Information Unit.
6a	Data Sign Off	Submission at CHO
6b	Data Quality Issues	N/A
7	Data Collection Frequency	Monthly
8	Tracer Conditions	All CAMHS teams screen referrals received, those deemed to be urgent are seen as a priority, while those deemed to be routine are placed on a waiting list to be seen.
9	Minimum Data Set MDS	Patient Name, Address, Date of Birth, Referral source, General Practitioners details, Parental/Guardian consent forms. Parent/Guardian contact details.
10	International Comparison	No
11	KPI Monitoring	Monthly
12	KPI Reporting Frequency	Monthly
13	KPI Report Period	M
14	KPI Reporting Aggregation	CHO Area and individual teams
15	KPI is reported in which reports?	Annual Report; Performance Report/Profile; MDR
16	Web link to data	https://www.hse.ie/eng/services/publications/performance-reports/
17	Additional Information	As reported in the HSE Performance Report
	KPI owner/lead for implementation	Dervila Eyres, Assistant National Director, Head of Operations, HSE Mental Health Services
	PBI data support	Jarlath Conefrey, Lead Data Analyst, Mental Health Services, 087 6197351 Email: jarlath.conefrey@hse.ie
	Governance/sign off	Dervila Eyres, Assistant National Director, Head of Operations, HSE Mental Health Services

CAMHS		
1	KPI Title	MH65 - Total No. to be seen by CAMHS waiting 33 months - 36 months
1a	KPI Short Title	Total No. to be seen by CAMHS waiting 33-36 months
2	KPI Description	Wait time: The time elapsed from the point at which the referral is received & accepted by a member of the CAMHS team to the day the assessment takes place (less any delay due to client postponement of assessment).
3	KPI Rationale	Wait times to CAMHS for mental health assessment provide a measure of the response time of the service.
3a	Indicator Classification	National Scorecard Quadrant b) Access
4	National Target	N/A. This metric is reported PIT.
4a	Target Trajectory	a) Performance targets constant over the full year
4b	Volume Metrics	0
5	KPI Calculation	The number of child/adolescent on waiting list at the each quarter by time length of time on wait list.
6	Data Source	From CAMHS Community Mental Health Team to CHO Manager to National Business Information Unit.
6a	Data Sign Off	Submission at CHO
6b	Data Quality Issues	N/A
7	Data Collection Frequency	Monthly
8	Tracer Conditions	All CAMHS teams screen referrals received, those deemed to be urgent are seen as a priority, while those deemed to be routine are placed on a waiting list to be seen.
9	Minimum Data Set MDS	Patient Name, Address, Date of Birth, Referral source, General Practitioners details, Parental/Guardian consent forms. Parent/Guardian contact details.
10	International Comparison	No
11	KPI Monitoring	Monthly
12	KPI Reporting Frequency	Monthly
13	KPI Report Period	M
14	KPI Reporting Aggregation	CHO Area and individual teams
15	KPI is reported in which reports?	Annual Report; Performance Report/Profile; MDR
16	Web link to data	https://www.hse.ie/eng/services/publications/performance-reports/
17	Additional Information	As reported in the HSE Performance Report
	KPI owner/lead for implementation	Dervila Eyres, Assistant National Director, Head of Operations, HSE Mental Health Services
	PBI data support	Jarlath Conefrey, Lead Data Analyst, Mental Health Services, 087 6197351 Email: jarlath.conefrey@hse.ie
	Governance/sign off	Dervila Eyres, Assistant National Director, Head of Operations, HSE Mental Health Services

CAMHS		
1	KPI Title	MH66 - Total No. to be seen by CAMHS waiting 36 months - 39 months
1a	KPI Short Title	Total No. to be seen by CAMHS waiting 36-39 months
2	KPI Description	Wait time: The time elapsed from the point at which the referral is received & accepted by a member of the CAMHS team to the day the assessment takes place (less any delay due to client postponement of assessment).
3	KPI Rationale	Wait times to CAMHS for mental health assessment provide a measure of the response time of the service.
3a	Indicator Classification	National Scorecard Quadrant b) Access
4	National Target	N/A. This metric is reported PIT.
4a	Target Trajectory	a) Performance targets constant over the full year
4b	Volume Metrics	0
5	KPI Calculation	The number of child/adolescent on waiting list at the each quarter by time length of time on wait list.
6	Data Source	From CAMHS Community Mental Health Team to CHO Manager to National Business Information Unit.
6a	Data Sign Off	Submission at CHO
6b	Data Quality Issues	N/A
7	Data Collection Frequency	Monthly
8	Tracer Conditions	All CAMHS teams screen referrals received, those deemed to be urgent are seen as a priority, while those deemed to be routine are placed on a waiting list to be seen.
9	Minimum Data Set MDS	Patient Name, Address, Date of Birth, Referral source, General Practitioners details, Parental/Guardian consent forms. Parent/Guardian contact details.
10	International Comparison	No
11	KPI Monitoring	Monthly
12	KPI Reporting Frequency	Monthly
13	KPI Report Period	M
14	KPI Reporting Aggregation	CHO Area and individual teams
15	KPI is reported in which reports?	Annual Report; Performance Report/Profile; MDR
16	Web link to data	https://www.hse.ie/eng/services/publications/performance-reports/
17	Additional Information	As reported in the HSE Performance Report
	KPI owner/lead for implementation	Dervila Eyres, Assistant National Director, Head of Operations, HSE Mental Health Services
	PBI data support	Jarlath Conefrey, Lead Data Analyst, Mental Health Services, 087 6197351 Email: jarlath.conefrey@hse.ie
	Governance/sign off	Dervila Eyres, Assistant National Director, Head of Operations, HSE Mental Health Services

CAMHS		
1	KPI Title	MH67 - Total No. to be seen by CAMHS waiting 39 months - 42 months
1a	KPI Short Title	Total No. to be seen by CAMHS waiting 39-42 months
2	KPI Description	Wait time: The time elapsed from the point at which the referral is received & accepted by a member of the CAMHS team to the day the assessment takes place (less any delay due to client postponement of assessment).
3	KPI Rationale	Wait times to CAMHS for mental health assessment provide a measure of the response time of the service.
3a	Indicator Classification	National Scorecard Quadrant b) Access
4	National Target	N/A. This metric is reported PIT.
4a	Target Trajectory	a) Performance targets constant over the full year
4b	Volume Metrics	0
5	KPI Calculation	The number of child/adolescent on waiting list at the each quarter by time length of time on wait list.
6	Data Source	From CAMHS Community Mental Health Team to CHO Manager to National Business Information Unit.
6a	Data Sign Off	Submission at CHO
6b	Data Quality Issues	N/A
7	Data Collection Frequency	Monthly
8	Tracer Conditions	All CAMHS teams screen referrals received, those deemed to be urgent are seen as a priority, while those deemed to be routine are placed on a waiting list to be seen.
9	Minimum Data Set MDS	Patient Name, Address, Date of Birth, Referral source, General Practitioners details, Parental/Guardian consent forms. Parent/Guardian contact details.
10	International Comparison	No
11	KPI Monitoring	Monthly
12	KPI Reporting Frequency	Monthly
13	KPI Report Period	M
14	KPI Reporting Aggregation	CHO Area and individual teams
15	KPI is reported in which reports?	Annual Report; Performance Report/Profile; MDR
16	Web link to data	https://www.hse.ie/eng/services/publications/performance-reports/
17	Additional Information	As reported in the HSE Performance Report
	KPI owner/lead for implementation	Dervila Eyres, Assistant National Director, Head of Operations, HSE Mental Health Services
	PBI data support	Jarlath Conefrey, Lead Data Analyst, Mental Health Services, 087 6197351 Email: jarlath.conefrey@hse.ie
	Governance/sign off	Dervila Eyres, Assistant National Director, Head of Operations, HSE Mental Health Services

CAMHS		
1	KPI Title	MH68 - Total No. to be seen by CAMHS waiting 42 months - 45 months
1a	KPI Short Title	Total No. to be seen by CAMHS waiting 42-45 months
2	KPI Description	Wait time: The time elapsed from the point at which the referral is received & accepted by a member of the CAMHS team to the day the assessment takes place (less any delay due to client postponement of assessment).
3	KPI Rationale	Wait times to CAMHS for mental health assessment provide a measure of the response time of the service.
3a	Indicator Classification	National Scorecard Quadrant b) Access
4	National Target	N/A. This metric is reported PIT.
4a	Target Trajectory	a) Performance targets constant over the full year
4b	Volume Metrics	0
5	KPI Calculation	The number of child/adolescent on waiting list at the each quarter by time length of time on wait list.
6	Data Source	From CAMHS Community Mental Health Team to CHO Manager to National Business Information Unit.
6a	Data Sign Off	Submission at CHO
6b	Data Quality Issues	N/A
7	Data Collection Frequency	Monthly
8	Tracer Conditions	All CAMHS teams screen referrals received, those deemed to be urgent are seen as a priority, while those deemed to be routine are placed on a waiting list to be seen.
9	Minimum Data Set MDS	Patient Name, Address, Date of Birth, Referral source, General Practitioners details, Parental/Guardian consent forms. Parent/Guardian contact details.
10	International Comparison	No
11	KPI Monitoring	Monthly
12	KPI Reporting Frequency	Monthly
13	KPI Report Period	M
14	KPI Reporting Aggregation	CHO Area and individual teams
15	KPI is reported in which reports?	Annual Report; Performance Report/Profile; MDR
16	Web link to data	https://www.hse.ie/eng/services/publications/performance-reports/
17	Additional Information	As reported in the HSE Performance Report
	KPI owner/lead for implementation	Dervila Eyres, Assistant National Director, Head of Operations, HSE Mental Health Services
	PBI data support	Jarlath Conefrey, Lead Data Analyst, Mental Health Services, 087 6197351 Email: jarlath.conefrey@hse.ie
	Governance/sign off	Dervila Eyres, Assistant National Director, Head of Operations, HSE Mental Health Services

CAMHS		
1	KPI Title	MH69 - Total No. to be seen by CAMHS waiting 45 months - 48 months
1a	KPI Short Title	Total No. to be seen by CAMHS waiting 45-48 months
2	KPI Description	Wait time: The time elapsed from the point at which the referral is received & accepted by a member of the CAMHS team to the day the assessment takes place (less any delay due to client postponement of assessment).
3	KPI Rationale	Wait times to CAMHS for mental health assessment provide a measure of the response time of the service.
3a	Indicator Classification	National Scorecard Quadrant b) Access
4	National Target	N/A. This metric is reported PIT.
4a	Target Trajectory	a) Performance targets constant over the full year
4b	Volume Metrics	0
5	KPI Calculation	The number of child/adolescent on waiting list at the each quarter by time length of time on wait list.
6	Data Source	From CAMHS Community Mental Health Team to CHO Manager to National Business Information Unit.
6a	Data Sign Off	Submission at CHO
6b	Data Quality Issues	N/A
7	Data Collection Frequency	Monthly
8	Tracer Conditions	All CAMHS teams screen referrals received, those deemed to be urgent are seen as a priority, while those deemed to be routine are placed on a waiting list to be seen.
9	Minimum Data Set MDS	Patient Name, Address, Date of Birth, Referral source, General Practitioners details, Parental/Guardian consent forms. Parent/Guardian contact details.
10	International Comparison	No
11	KPI Monitoring	Monthly
12	KPI Reporting Frequency	Monthly
13	KPI Report Period	M
14	KPI Reporting Aggregation	CHO Area and individual teams
15	KPI is reported in which reports?	Annual Report; Performance Report/Profile; MDR
16	Web link to data	https://www.hse.ie/eng/services/publications/performance-reports/
17	Additional Information	As reported in the HSE Performance Report
	KPI owner/lead for implementation	Dervila Eyres, Assistant National Director, Head of Operations, HSE Mental Health Services
	PBI data support	Jarlath Conefrey, Lead Data Analyst, Mental Health Services, 087 6197351 Email: jarlath.conefrey@hse.ie
	Governance/sign off	Dervila Eyres, Assistant National Director, Head of Operations, HSE Mental Health Services

CAMHS		
1	KPI Title	MH70 - Total No. to be seen by CAMHS waiting > 48 months
1a	KPI Short Title	Total No. to be seen by CAMHS waiting > 48 months
2	KPI Description	Wait time: The time elapsed from the point at which the referral is received & accepted by a member of the CAMHS team to the day the assessment takes place (less any delay due to client postponement of assessment).
3	KPI Rationale	Wait times to CAMHS for mental health assessment provide a measure of the response time of the service.
3a	Indicator Classification	National Scorecard Quadrant b) Access
4	National Target	N/A. This metric is reported PIT.
4a	Target Trajectory	a) Performance targets constant over the full year
4b	Volume Metrics	0
5	KPI Calculation	The number of child/adolescent on waiting list at the each quarter by time length of time on wait list.
6	Data Source	From CAMHS Community Mental Health Team to CHO Manager to National Business Information Unit.
6a	Data Sign Off	Submission at CHO
6b	Data Quality Issues	N/A
7	Data Collection Frequency	Monthly
8	Tracer Conditions	All CAMHS teams screen referrals received, those deemed to be urgent are seen as a priority, while those deemed to be routine are placed on a waiting list to be seen.
9	Minimum Data Set MDS	Patient Name, Address, Date of Birth, Referral source, General Practitioners details, Parental/Guardian consent forms. Parent/Guardian contact details.
10	International Comparison	No
11	KPI Monitoring	Monthly
12	KPI Reporting Frequency	Monthly
13	KPI Report Period	M
14	KPI Reporting Aggregation	CHO Area and individual teams
15	KPI is reported in which reports?	Annual Report; Performance Report/Profile; MDR
16	Web link to data	https://www.hse.ie/eng/services/publications/performance-reports/
17	Additional Information	As reported in the HSE Performance Report
	KPI owner/lead for implementation	Dervila Eyres, Assistant National Director, Head of Operations, HSE Mental Health Services
	PBI data support	Jarlath Conefrey, Lead Data Analyst, Mental Health Services, 087 6197351 Email: jarlath.conefrey@hse.ie
	Governance/sign off	Dervila Eyres, Assistant National Director, Head of Operations, HSE Mental Health Services

CAMHS		
1	KPI Title	Teams Number of Active Cases
1a	KPI Short Title	Caseload of Team
2	KPI Description	The total number of cases currently active in the team at the end of each Quarter. The metric is designed to capture the number of open active cases the service has at the end of each quarter The total number of open active cases within the team with service users only counted once i.e. 1 service user on two different clinicians caseload should only be recorded as 1 open active case.
3	KPI Rationale	Allows the service to measure Caseload trends across teams and caseload can then be compared per whole time equivalent numbers.
3a	Indicator Classification	National Scorecard Quadrant a) Quality and Safety b) Access
4	National Target	NSP 2024 target - XXXX
4a	Target	NSP 2024 target - XXXX
4b	Volume Metrics	
5	KPI Calculation	Count Point in Time
6	Data Source	From CAMHS Community Mental Health Team to CHO Manager to Business Information Unit.
6a	Data Sign Off	Chief Officer CHO
6b	Data Quality Issues	
7	Data Collection Frequency	Quarterly Q
8	Tracer Conditions	N/A
9	Minimum Data Set MDS	Patient Name, Address, Date of Birth, Referral source, General Practitioners details, Parental/Guardian consent forms. Parent/Guardian contact details.
10	International Comparison	
11	KPI Monitoring	Quarterly: Other – give details: As required
12	KPI Reporting Frequency	Quarterly: Other – give details: As required
13	KPI Report Period	Quarterly: Other – give details: As required
14	KPI Reporting Aggregation	Individual Teams to CHO to National
15	KPI is reported in which reports?	National; Region; Hospital Group; Hospital; CHO; sub-CHO level (please give details); Other, please specify Service Level - CAMHS Team
16	Web link to data	Performance Report (NSP) Other – give details: Mental Health Reports
17	Additional Information	
	KPI owner/lead for implementation	Dervila Eyres, Assistant National Director, Head of Operations, HSE Mental Health Services
	PBI data support	Jarlath Conefrey, Lead Data Analyst, Mental Health Services, 087 6197351 Email: jarlath.conefrey@hse.ie
	Governance/sign off	Dervila Eyres, Assistant National Director, Head of Operations, HSE Mental Health Services

CAMHS		
1	KPI Title	Total Number of 'face to face' Consultation Appointments
1a	KPI Short Title	Face to Face Consultations
2	KPI Description	<p>The metric is designed to capture the number of appointments (both new & existing), by Attended, DNA or Cancelled, by the location in which the appointment is offered in the reporting month. (Definition below). An Attended appointment is the event a service user is offered and attends the location of appointment, regardless of how many clinicians are there present during the appointment. DNA – a planned appointment not attended by the service user, this does not include appointments cancelled by the clinician. Cancelled- a planned appointment cancelled by the service user within sufficient time as to allow appointment to be offered to another service user. Group Therapies - can be recorded but should only be recorded once and not as clinical contacts i.e. 15 service users attending group therapy and delivered by 3 clinicians should be recorded as 15 attended appointments and not as 45 appointments.</p> <p><u>Location of Appointment:</u> Clinic - an establishment or hospital department where Mental Health outpatients routinely occur Home - Service users normal place of residence Hospital - CAMHS only where no service offered or available by a liaison team School - CAMHS only Service user normal place of learning Online Video or Telephone consultation- Appointment which has been scheduled and is conducted via telephone or online video platform Other - not in categories above</p>
3	KPI Rationale	The purpose of this metric is to gain information over time on the numbers of appointments offered by the CAMHS team in that particular reporting period and monitoring and evaluating the trends over time per HSE region and across the service nationally.
3a	Indicator Classification	National Scorecard Quadrant a) Quality and Safety b) Access
4	National Target	NSP 2024 target - XXXX
4a	Target	NSP 2024 target - XXXX
4b	Volume Metrics	
5	KPI Calculation	Count Cumulative
6	Data Source	From CAMHS Community Mental Health Team to CHO Manager to Business Information Unit.
6a	Data Sign Off	Chief Officer CHO
6b	Data Quality Issues	
7	Data Collection Frequency	Monthly M
8	Tracer Conditions	N/A
9	Minimum Data Set MDS	Patient Name, Address, Date of Birth, Referral source, General Practitioners details, Parental/Guardian consent forms. Parent/Guardian contact details.
10	International Comparison	
11	KPI Monitoring	Monthly; Other – give details: As required
12	KPI Reporting Frequency	Monthly; Other – give details: As required
13	KPI Report Period	Monthly; Other – give details: As required
14	KPI Reporting Aggregation	Monthly M
15	KPI is reported in which reports?	National; Region; Hospital Group; Hospital; CHO; sub-CHO level (please give details); Other, please specify Service Level CAMHS
16	Web link to data	Performance Report (NSP) Other – give details: Mental Health Reports
17	Additional Information	
	KPI owner/lead for implementation	Dervila Eyres, Assistant National Director, Head of Operations, HSE Mental Health Services
	PBI data support	Jarlath Conefrey, Lead Data Analyst, Mental Health Services, 087 6197351 Email: jarlath.conefrey@hse.ie
	Governance/sign off	Dervila Eyres, Assistant National Director, Head of Operations, HSE Mental Health Services

CAMHS		
1	KPI Title	MH6 - % of accepted referrals / re-referrals offered first appointment within 12 weeks by Child and Adolescent Community Mental Health Teams.
1a	KPI Short Title	CAMHS % of accepted referrals / re-referrals offered first appointment within 12 weeks
2	KPI Description	Wait time: The number of weeks from the point at which the referral is received by a member of the CAMHS Community Mental Health Team to the day the assessment takes place (less any delay due to client postponement of assessment) and excluding both of those days.
3	KPI Rationale	Wait times to access CAMHS Community Mental Health Teams for a mental health assessment provides a measure of service availability in the community and the timeliness of that access. Monitoring the number of new (including re-referred) cases seen overall from referral and evaluating the trends over time per HSE region and across the service nationally as it relates to target. Nitor trends in relation to referrals.
3a	Indicator Classification	National Scocard Quadrant a) Quality and Safety
4	National Target	NSP 2024 target $\geq 80\%$. This metric is reported cumulatively.
4a	Target Trajectory	$\geq 80\%$
4b	Volume Metrics	N/A
5	KPI Calculation	Count number of new cases seen within 12 weeks and divide by number of new appointments offered within 12 weeks and calculate the percentage against the overall number of new/re-referred cases accepted.
6	Data Source	From General Adult Community Mental Health Team to CHO Manager to National Business Information Unit.
6a	Data Sign Off	Submission at CHO
6b	Data Quality Issues	N/A
7	Data Collection Frequency	Monthly
8	Tracer Conditions	Not applicable at this time
9	Minimum Data Set MDS	Number of accepted referrals/re-referrals; number of accepted referrals/re-referrals within timeframe
10	International Comparison	Not applicable at this time
11	KPI Monitoring	Monthly
12	KPI Reporting Frequency	Monthly
13	KPI Report Period	M
14	KPI Reporting Aggregation	CHO Area and individual teams
15	KPI is reported in which reports?	Annual Report; Performance Report/Profile; MDR
16	Web link to data	https://www.hse.ie/eng/services/publications/performance-reports/
17	Additional Information	As reported in the HSE Performance Report
	KPI owner/lead for implementation	Dervila Eyres, Assistant National Director, Head of Operations, HSE Mental Health Services
	PBI data support	Jarlath Conefrey, Lead Data Analyst, Mental Health Services, 087 6197351 Email: jarlath.conefrey@hse.ie
	Governance/sign off	Dervila Eyres, Assistant National Director, Head of Operations, HSE Mental Health Services

CAMHS		
1	KPI Title	MH7 - % of accepted referrals / re-referrals offered first appointment and seen within 12 weeks by Child and Adolescent Community Mental Health Teams.
1a	KPI Short Title	CAMHS % of accepted referrals / re-referrals offered first appointment and seen within 12 weeks
2	KPI Description	Wait time: The number of weeks from the point at which the referral is received by a member of the CAMHS Community Mental Health Team to the day the assessment takes place (less any delay due to client postponement of assessment) and excluding both of those days.
3	KPI Rationale	Wait times to access CAMHS Community Mental Health Teams for a mental health assessment provides a measure of service availability in the community and the timeliness of that access. Monitoring the number of new (including re-referred) cases seen overall from referral and evaluating the trends over time per HSE region and across the service nationally as it relates to target. Monitor trends in relation to referrals.
3a	Indicator Classification	National Scocard Quadrant a) Quality and Safety
4	National Target	NSP 2024 target $\geq 78\%$. This metric is reported cumulatively.
4a	Target Trajectory	$\geq 78\%$
4b	Volume Metrics	N/A
5	KPI Calculation	Count number of new cases seen within 12 weeks and divide by number of new appointments offered within 12 weeks and calculate the percentage against the overall number of new/re-referred cases accepted.
6	Data Source	From General Adult Community Mental Health Team to CHO Manager to National Business Information Unit.
6a	Data Sign Off	Submission at CHO
6b	Data Quality Issues	N/A
7	Data Collection Frequency	Monthly
8	Tracer Conditions	Not applicable at this time
9	Minimum Data Set MDS	Number of accepted referrals/re-referrals; number of accepted referrals/re-referrals within timeframe
10	International Comparison	Not applicable at this time
11	KPI Monitoring	Monthly
12	KPI Reporting Frequency	Monthly
13	KPI Report Period	M
14	KPI Reporting Aggregation	CHO Area and individual teams
15	KPI is reported in which reports?	Annual Report, Performance Report/Profile, MDR
16	Web link to data	https://www.hse.ie/eng/services/publications/performance-reports/
17	Additional Information	As reported in the HSE Performance Report
	KPI owner/lead for implementation	Dervila Eyres, Assistant National Director, Head of Operations, HSE Mental Health Services
	PBI data support	Jarlath Conefrey, Lead Data Analyst, Mental Health Services, 087 6197351 Email: jarlath.conefrey@hse.ie
	Governance/sign off	Dervila Eyres, Assistant National Director, Head of Operations, HSE Mental Health Services

CAMHS		
1	KPI Title	MH48 - % of new (including re-referred) child/adolescent referrals offered appointment and DNA in the current month
1a	KPI Short Title	CAMHS % offered appointment and DNA
2	KPI Description	Number of new (including re-referred) child / adolescent cases and Did Not Attend their first appointment
3	KPI Rationale	The focus is to reduce the DNA rates for new and re-referrals to Community Mental Health Teams in CAMHS, General Adult and Psychiatry of Old Age. The aim is to introduce a standard response to DNAs in each service and identify areas that have a significant DNA problem.
3a	Indicator Classification	National Scorecard Quadrant b) Access
4	National Target	NSP 2024 target ≤10%. This metric is reported cumulatively.
4a	Target Trajectory	≤10%
4b	Volume Metrics	N/A
5	KPI Calculation	Count number of new cases DNA and divide by total number of new appointments offered and calculate the percentage against overall number of new/re-referred cases accepted.
6	Data Source	From General Adult Community Mental Health Team to CHO Manager to National Business Information Unit.
6a	Data Sign Off	Submission at CHO
6b	Data Quality Issues	N/A
7	Data Collection Frequency	Monthly
8	Tracer Conditions	All CAMHS teams screen referrals received, those deemed to be urgent are seen as a priority, while those deemed to be routine are placed on a waiting list to be seen.
9	Minimum Data Set MDS	Patient Name, Address, Date of Birth, Referral source, General Practitioners details, Parental/Guardian consent forms. Parent/Guardian contact details.
10	International Comparison	No
11	KPI Monitoring	Monthly
12	KPI Reporting Frequency	Monthly
13	KPI Report Period	M
14	KPI Reporting Aggregation	CHO Area and individual teams
15	KPI is reported in which reports?	Annual Report; Performance Report/Profile; MDR
16	Web link to data	https://www.hse.ie/eng/services/publications/performance-reports/
17	Additional Information	
	KPI owner/lead for implementation	Dervila Eyres, Assistant National Director, Head of Operations, HSE Mental Health Services
	PBI data support	Jarlath Conefrey, Lead Data Analyst, Mental Health Services, 087 6197351 Email: jarlath.conefrey@hse.ie
	Governance/sign off	Dervila Eyres, Assistant National Director, Head of Operations, HSE Mental Health Services

CAMHS		
1	KPI Title	MH72 - % of accepted referrals / re-referrals offered first appointment and seen within 12 months by Child and Adolescent Community Mental Health Teams excluding DNAs
1a	KPI Short Title	% to be seen for a first appointment within 12 months
2	KPI Description	Wait time: The number of weeks/ months from the point at which the referral is received by a member of the CAMHS Community Mental Health Team to the day the assessment takes place (less any delay due to client postponement of assessment) and excluding both of those days.
3	KPI Rationale	Wait times to CAMHS for mental health assessment provide a measure of the response time of the service.
3a	Indicator Classification	National Scorecard Quadrant b) Access
4	National Target	NSP 2024 ≥95%. This metric is reported Cumulatively.
4a	Target Trajectory	≥95%
4b	Volume Metrics	N/A
5	KPI Calculation	Count of cases seen as a % of all seen within 12 months
6	Data Source	From CAMHS Community Mental Health Team to CHO Manager to Performance Management and Improvement Unit
6a	Data Sign Off	Submission at CHO
6b	Data Quality Issues	N/A
7	Data Collection Frequency	Monthly
8	Tracer Conditions	All CAMHS teams screen referrals received, those deemed to be urgent are seen as a priority, while those deemed to be routine are placed on a waiting list to be seen.
9	Minimum Data Set MDS	Patient Name, Address, Date of Birth, Referral source, General Practitioners details, Parental/Guardian consent forms. Parent/Guardian contact details.
10	International Comparison	No
11	KPI Monitoring	Monthly
12	KPI Reporting Frequency	Monthly
13	KPI Report Period	M
14	KPI Reporting Aggregation	CHO Area and individual teams
15	KPI is reported in which reports?	Annual Report; Performance Report/Profile; MDR
16	Web link to data	https://www.hse.ie/eng/services/publications/performance-reports/
17	Additional Information	As reported in the HSE Performance Report
	KPI owner/lead for implementation	Dervila Eyres, Assistant National Director, Head of Operations, HSE Mental Health Services
	PBI data support	Jarlath Conefrey, Lead Data Analyst, Mental Health Services, 087 6197351 Email: jarlath.conefrey@hse.ie
	Governance/sign off	Dervila Eyres, Assistant National Director, Head of Operations, HSE Mental Health Services

CAMHS		
1	KPI Title	MH73 - % of urgent referrals to Child and Adolescent Mental Health Teams responded to within three working days
1a	KPI Short Title	% of urgent referrals to Child and Adolescent Mental Health Teams responded to within three working days
2	KPI Description	% of urgent referrals to Child and Adolescent Mental Health Teams responded to within three working days
3	KPI Rationale	Wait times for urgent referral response time by the service.
3a	Indicator Classification	National Scorecard Quadrant b) Access
4	National Target	NSP 2024 ≥90% This metric is reported Cumulatively
4a	Target Trajectory	≥90%
4b	Volume Metrics	≥90%
5	KPI Calculation	Sum of urgent referrals, 0-15 and 16/17 years old responded to within 3 days divided by all urgent referrals response time.
6	Data Source	From CAMHS Community Mental Health Team to CHO Manager to Performance Management and Improvement Unit
6a	Data Sign Off	Submission at CHO
6b	Data Quality Issues	N/A
7	Data Collection Frequency	Monthly
8	Tracer Conditions	
9	Minimum Data Set MDS	Patient Name, Address, Date of Birth, Referral source, General Practitioners details, Parental/Guardian consent forms. Parent/Guardian contact details.
10	International Comparison	No
11	KPI Monitoring	Monthly
12	KPI Reporting Frequency	Monthly
13	KPI Report Period	M
14	KPI Reporting Aggregation	CHO Area and individual teams
15	KPI is reported in which reports?	Annual Report; Performance Report/Profile; MDR
16	Web link to data	https://www.hse.ie/eng/services/publications/performance-reports/
17	Additional Information	As reported in the HSE Performance Report
	KPI owner/lead for implementation	Dervila Eyres, Assistant National Director, Head of Operations, HSE Mental Health Services
	PBI data support	Jarlath Conefrey, Lead Data Analyst, Mental Health Services, 087 6197351 Email: jarlath.conefrey@hse.ie
	Governance/sign off	Dervila Eyres, Assistant National Director, Head of Operations, HSE Mental Health Services

NCS (CAPA)		
1	KPI Title	Total No. of Referrals
1a	KPI Short Title	No. of Referrals
2	KPI Description	<p>This refers to the total number of referrals received by the service each month.</p> <p>Institutional - Any client referred who experienced childhood abuse in institutional care. Non-Institutional – Any client referred who experienced childhood abuse outside of institutional settings e.g. familial, extra-familial or unspecified. Mother and Babies Home – Any client referred who was a former resident of a state Mother and Baby Home. Re-referrals – Any client referred for a second or subsequent time. Self-referrals – Any client who refers themselves to the service. Agency referral – Any client referred by an external agency e.g. Adult Mental Health Services, GPs, Tusla. Gender – The client's stated gender at the referral stage.</p>
3	KPI Rationale	This metric is designed to measure the number of referrals accepted based on the criteria operated the Counsellors and Psychotherapists Association Service who have reached their 18th birthday referred to each CaPA Service during the reporting period.
3a	Indicator Classification	National Scorecard Quadrant a) Quality and Safety; b) Access; c) Finance, Governance and Compliance. d) Workforce;
4	National Target	NSP 2024 target - XXXX
4a	Target	NSP 2024 target - XXXX
4b	Volume Metrics	
5	KPI Calculation	Count Cumulative
6	Data Source	From Counselling service to CHO Manager to Business Information Unit.
6a	Data Sign Off	National Counselling Service
6b	Data Quality Issues	
7	Data Collection Frequency	Monthly M
8	Tracer Conditions	All Counselling services screen referrals received, those deemed to be urgent are seen as a priority, while those deemed to be routine are placed on a waiting list to be seen.
9	Minimum Data Set MDS	Patient Name, Address, Date of Birth, Referral source, General Practitioners details, Parental/Guardian consent forms. Parent/Guardian contact details.
10	International Comparison	
11	KPI Monitoring	Monthly; Other – give details: As required
12	KPI Reporting Frequency	Monthly; Other – give details: As required
13	KPI Report Period	Monthly; Other – give details: As required
14	KPI Reporting Aggregation	Monthly M
15	KPI is reported in which reports?	National; Region; Hospital Group; Hospital; CHO; sub-CHO level (please give details); Other, please specify Service Level
16	Web link to data	Performance Report (NSP) Other – give details: Mental Health Reports
17	Additional Information	
18	KPI owner/lead for implementation	Dervila Eyres, Assistant National Director, Head of Operations HSE Mental Health Services
	BIU data support	Jarlath Conefrey, Lead Data Analyst, Mental Health Services, 087 6197351 Email: jarlath.conefrey@hse.ie
	Governance/sign off	Dervila Eyres, Assistant National Director, Head of Operations HSE Mental Health Services

NCS (CAPA)	
1	KPI Title Referrals Source
1a	KPI Short Title Referrals Source
2	KPI Description Referral source refers to the origin of the referral and referral agent. It is used to measure the number of referrals received from the referral source.
3	KPI Rationale This metric is designed to measure the number of referrals accepted based on the criteria operated the Counsellors and Psychotherapists Association Service who have reached their 18th birthday referred to each CaPA Service during the reporting period.
3a	Indicator Classification National Scorecard Quadrant a) Quality and Safety; b) Access; c) Finance, Governance and Compliance. d) Workforce;
4	National Target NSP 2024 target - XXXX
4a	Target NSP 2024 target - XXXX
4b	Volume Metrics
5	KPI Calculation Count Cumulative
6	Data Source From Counselling Service to CHO Manager to Business Information Unit.
6a	Data Sign Off National Counselling Service
6b	Data Quality Issues
7	Data Collection Frequency Monthly M
8	Tracer Conditions All Counselling services screen referrals received, those deemed to be urgent are seen as a priority, while those deemed to be routine are placed on a waiting list to be seen.
9	Minimum Data Set MDS Patient Name, Address, Date of Birth, Referral source, General Practitioners details, Parental/Guardian consent forms. Parent/Guardian contact details.
10	International Comparison
11	KPI Monitoring Monthly; Other – give details: As required
12	KPI Reporting Frequency Monthly; Other – give details: As required
13	KPI Report Period Monthly; Other – give details: As required
14	KPI Reporting Aggregation Monthly M
15	KPI is reported in which reports? National; Region; Hospital Group; Hospital; CHO; sub-CHO level (please give details); Other, please specify Service Level
16	Web link to data Performance Report (NSP) Other – give details: Mental Health Reports
17	Additional Information
18	KPI owner/lead for implementation Dervila Eyres, Assistant National Director, Head of Operations HSE Mental Health Services
	BIU data support Jarlath Conefrey, Lead Data Analyst, Mental Health Services, 087 6197351 Email: jarlath.conefrey@hse.ie
	Governance/sign off Dervila Eyres, Assistant National Director, Head of Operations HSE Mental Health Services

NCS (CAPA)	
1	KPI Title Gender
1a	KPI Short Title Gender
2	KPI Description Gender of the referral. It is used to measure the number & gender of referrals received from the referral source.
3	KPI Rationale This metric is designed to measure the number of referrals by Gender accepted based on the criteria operated the Counsellors and Psychotherapists Association Service who have reached their 18th birthday referred to each CaPA Service during the reporting period.
3a	Indicator Classification National Scorecard Quadrant a) Quality and Safety; b) Access; c) Finance, Governance and Compliance. d) Workforce;
4	National Target NSP 2024 target - XXXX
4a	Target NSP 2024 target - XXXX
4b	Volume Metrics
5	KPI Calculation Count Cumulative
6	Data Source From Counselling Service to CHO Manager to Business Information Unit.
6a	Data Sign Off National Counselling service
6b	Data Quality Issues
7	Data Collection Frequency Monthly M
8	Tracer Conditions All Counselling services screen referrals received, those deemed to be urgent are seen as a priority, while those deemed to be routine are placed on a waiting list to be seen.
9	Minimum Data Set MDS Patient Name, Address, Date of Birth, Referral source, General Practitioners details, Parental/Guardian consent forms. Parent/Guardian contact details.
10	International Comparison
11	KPI Monitoring Monthly; Other – give details: As required
12	KPI Reporting Frequency Monthly; Other – give details: As required
13	KPI Report Period Monthly; Other – give details: As required
14	KPI Reporting Aggregation Monthly M
15	KPI is reported in which reports? National; Region; Hospital Group; Hospital; CHO; sub-CHO level (please give details); Other, please specify Service Level
16	Web link to data Performance Report (NSP) Other – give details: Mental Health Reports
17	Additional Information
18	KPI owner/lead for implementation Dervila Eyres, Assistant National Director, Head of Operations HSE Mental Health Services
	BIU data support Jarlath Conefrey, Lead Data Analyst, Mental Health Services, 087 6197351 Email: jarlath.conefrey@hse.ie
	Governance/sign off Dervila Eyres, Assistant National Director, Head of Operations HSE Mental Health Services

NCS (CAPA)		
1	KPI Title	Summary of Appointments (Including Initial assessments, Counselling & Group) - Offered
1a	KPI Short Title	Appointments offered
2	KPI Description	This refers to the total number of initial assessment, counselling and group appointments that are offered to clients. This breaks down the number of appointments that have been 'Attended' or 'DNA' by the client and 'Cancelled' by the Client or Counsellor/Therapist.
3	KPI Rationale	This metric is designed to measure the number clients offered an appointment in the Counsellors and Psychotherapists Association Service who have reached their 18th birthday referred to each CaPA Service during the reporting period.
3a	Indicator Classification	National Scorecard Quadrant a) Quality and Safety; b) Access; c) Finance, Governance and Compliance. d) Workforce;
4	National Target	New
4a	Target	NSP 2024 target - XXXX
4b	Volume Metrics	
5	KPI Calculation	Count Cumulative
6	Data Source	From Counselling Service to CHO Manager to Business Information Unit.
6a	Data Sign Off	National Counselling Service
6b	Data Quality Issues	
7	Data Collection Frequency	Monthly M
8	Tracer Conditions	All Counselling services screen referrals received, those deemed to be urgent are seen as a priority, while those deemed to be routine are placed on a waiting list to be seen.
9	Minimum Data Set MDS	Patient Name, Address, Date of Birth, Referral source, General Practitioners details, Parental/Guardian consent forms. Parent/Guardian contact details.
10	International Comparison	
11	KPI Monitoring	Monthly; Other – give details: As required
12	KPI Reporting Frequency	Monthly; Other – give details: As required
13	KPI Report Period	Monthly; Other – give details: As required
14	KPI Reporting Aggregation	Monthly M
15	KPI is reported in which reports?	National; Region; Hospital Group; Hospital; CHO; sub-CHO level (please give details); Other, please specify Service Level
16	Web link to data	Performance Report (NSP) Other – give details: Mental Health Reports
17	Additional Information	
18	KPI owner/lead for implementation	Dervila Eyres, Assistant National Director, Head of Operations HSE Mental Health Services
	BIU data support	Jarlath Conefrey, Lead Data Analyst, Mental Health Services, 087 6197351 Email: jarlath.conefrey@hse.ie
	Governance/sign off	Dervila Eyres, Assistant National Director, Head of Operations HSE Mental Health Services

NCS (CAPA)		
1	KPI Title	Summary of the Delivery of Appointments (Including Initial assessments, Counselling & Group) - Attended
1a	KPI Short Title	Appointments attended
2	KPI Description	This refers to the total number of 'Attended' appointments including initial assessments and counselling. This also captures how each appointment was delivered: Face to Face (F2F) Structured Telephone Counselling (STC) Online Video Counselling (OVC)
3	KPI Rationale	This metric is designed to measure the number clients offered an appointment and location of appointment in the Counsellors and Psychotherapists Association Service who have reached their 18th birthday referred to each CaPA Service during the reporting period.
3a	Indicator Classification	National Scorecard Quadrant a) Quality and Safety; b) Access; c) Finance, Governance and Compliance. d) Workforce;
4	National Target	New
4a	Target	NSP 2024 target - XXXX
4b	Volume Metrics	
5	KPI Calculation	Count Cumulative
6	Data Source	From Counselling Service to CHO Manager to Business Information Unit.
6a	Data Sign Off	National Counselling Service
6b	Data Quality Issues	
7	Data Collection Frequency	Monthly M
8	Tracer Conditions	All Counselling Services screen referrals received, those deemed to be urgent are seen as a priority, while those deemed to be routine are placed on a waiting list to be seen.
9	Minimum Data Set MDS	Patient Name, Address, Date of Birth, Referral source, General Practitioners details, Parental/Guardian consent forms. Parent/Guardian contact details.
10	International Comparison	
11	KPI Monitoring	Monthly; Other – give details: As required
12	KPI Reporting Frequency	Monthly; Other – give details: As required
13	KPI Report Period	Monthly; Other – give details: As required
14	KPI Reporting Aggregation	Monthly M
15	KPI is reported in which reports?	National; Region; Hospital Group; Hospital; CHO; sub-CHO level (please give details); Other, please specify Service Level
16	Web link to data	Performance Report (NSP) Other – give details: Mental Health Reports
17	Additional Information	
18	KPI owner/lead for implementation	Dervila Eyres, Assistant National Director, Head of Operations HSE Mental Health Services
	BIU data support	Jarlath Conefrey, Lead Data Analyst, Mental Health Services, 087 6197351 Email: jarlath.conefrey@hse.ie
	Governance/sign off	Dervila Eyres, Assistant National Director, Head of Operations HSE Mental Health Services

NCS (CAPA)	
1	KPI Title Client Progression figures - Monthly
1a	KPI Short Title Client Progression
2	KPI Description This refers to the numbers of clients within the service and their status in relation to their stage of intervention rather than appointment figures. This metric is designed to measure: 1) the number of clients who were offered an initial appointment 2) the number of clients who were offered a counselling appointment subsequent to their initial assessment appointment 3) the number of clients attending on-going counselling 4) the number of clients attending group therapy sessions 5) Clients Discharged
3	KPI Rationale This metric is designed to measure the number of referrals accepted based on the criteria operated the Counsellors and Psychotherapists Association Service who have reached their 18th birthday referred to each CaPA Service during the reporting period.
3a	Indicator Classification National Scorecard Quadrant a) Quality and Safety; b) Access; c) Finance, Governance and Compliance. d) Workforce;
4	National Target New
4a	Target NSP 2024 target - XXXX
4b	Volume Metrics
5	KPI Calculation Count Cumulative
6	Data Source From Counselling Service to CHO Manager to Business Information Unit.
6a	Data Sign Off National Counselling Service
6b	Data Quality Issues
7	Data Collection Frequency Monthly M
8	Tracer Conditions All Counselling services screen referrals received, those deemed to be urgent are seen as a priority, while those deemed to be routine are placed on a waiting list to be seen.
9	Minimum Data Set MDS Patient Name, Address, Date of Birth, Referral source, General Practitioners details, Parental/Guardian consent forms. Parent/Guardian contact details.
10	International Comparison
11	KPI Monitoring Monthly; Other – give details: As required
12	KPI Reporting Frequency Monthly; Other – give details: As required
13	KPI Report Period Monthly; Other – give details: As required
14	KPI Reporting Aggregation Monthly M
15	KPI is reported in which reports? National; Region; Hospital Group; Hospital; CHO; sub-CHO level (please give details); Other, please specify Service Level
16	Web link to data Performance Report (NSP) Other – give details: Mental Health Reports
17	Additional Information
18	KPI owner/lead for implementation Dervila Eyres, Assistant National Director, Head of Operations HSE Mental Health Services
	BIU data support Jarlath Conefrey, Lead Data Analyst, Mental Health Services, 087 6197351 Email: jarlath.conefrey@hse.ie
	Governance/sign off Dervila Eyres, Assistant National Director, Head of Operations HSE Mental Health Services

NCS (CAPA)	
1	KPI Title Wait Time to Screening/ Assessment - Monthly
1a	KPI Short Title Wait Time to Screening/ Assessment
2	KPI Description Data is counted from date of referral to date of screening appt/assessment offered. Required given high level of self-referrals. Purpose to gather picture of client supports, links with additional services as required, address risk, and assess if this is the correct service for the client. Screening delivered by a clinician.
3	KPI Rationale This metric is designed to measure the numbers Wait Time to Screening/ Assessment in the Counsellors and Psychotherapists Association Service who have reached their 18th birthday referred to each CaPA Service during the reporting period.
3a	Indicator Classification National Scorecard Quadrant a) Quality and Safety; b) Access; c) Finance, Governance and Compliance. d) Workforce;
4	National Target NSP 2024 target - XXXX
4a	Target NSP 2024 target - XXXX
4b	Volume Metrics
5	KPI Calculation Count Cumulative
6	Data Source From Counselling Service to CHO Manager to Business Information Unit.
6a	Data Sign Off National Counselling Service
6b	Data Quality Issues
7	Data Collection Frequency Monthly M
8	Tracer Conditions All Counselling services screen referrals received, those deemed to be urgent are seen as a priority, while those deemed to be routine are placed on a waiting list to be seen.
9	Minimum Data Set MDS Patient Name, Address, Date of Birth, Referral source, General Practitioners details, Parental/Guardian consent forms. Parent/Guardian contact details.
10	International Comparison
11	KPI Monitoring Monthly; Other – give details: As required
12	KPI Reporting Frequency Monthly; Other – give details: As required
13	KPI Report Period Monthly; Other – give details: As required
14	KPI Reporting Aggregation Monthly M
15	KPI is reported in which reports? National; Region; Hospital Group; Hospital; CHO; sub-CHO level (please give details); Other, please specify Service Level
16	Web link to data Performance Report (NSP) Other – give details: Mental Health Reports
17	Additional Information
18	KPI owner/lead for implementation Dervila Eyres, Assistant National Director, Head of Operations HSE Mental Health Services
	BIU data support Jarlath Conefrey, Lead Data Analyst, Mental Health Services, 087 6197351 Email: jarlath.conefrey@hse.ie
	Governance/sign off Dervila Eyres, Assistant National Director, Head of Operations HSE Mental Health Services

NCS (CAPA)	
1	KPI Title Offered and Waiting by Choice/Need - Monthly
1a	KPI Short Title Offered and Waiting by Choice/Need
2	KPI Description Clients offered a service but waiting by choice/need: includes paused clients, waiting for face to face, waiting for particular reasons including specific gender, day/time/location requested appointments, health reasons, therapy modality, other. Informs resource allocation. This category only gets activated when an appointment is offered. Waiting time is calculated from date of first appointment offered.
3	KPI Rationale This metric is designed to measure the numbers Offered and Waiting by Choice/Need in the Counsellors and Psychotherapists Association Service who have reached their 18th birthday referred to each CaPA Service during the reporting period.
3a	Indicator Classification National Scorecard Quadrant a) Quality and Safety; b) Access; c) Finance, Governance and Compliance. d) Workforce;
4	National Target NSP 2024 target - XXXX
4a	Target NSP 2024 target - XXXX
4b	Volume Metrics
5	KPI Calculation Count Cumulative
6	Data Source From Counselling Service to CHO Manager to Business Information Unit.
6a	Data Sign Off National Counselling Service
6b	Data Quality Issues
7	Data Collection Frequency Monthly M
8	Tracer Conditions All Counselling services screen referrals received, those deemed to be urgent are seen as a priority, while those deemed to be routine are placed on a waiting list to be seen.
9	Minimum Data Set MDS Patient Name, Address, Date of Birth, Referral source, General Practitioners details, Parental/Guardian consent forms. Parent/Guardian contact details.
10	International Comparison
11	KPI Monitoring Monthly; Other – give details: As required
12	KPI Reporting Frequency Monthly; Other – give details: As required
13	KPI Report Period Monthly; Other – give details: As required
14	KPI Reporting Aggregation Monthly M
15	KPI is reported in which reports? National; Region; Hospital Group; Hospital; CHO; sub-CHO level (please give details); Other, please specify Service Level
16	Web link to data Performance Report (NSP) Other – give details: Mental Health Reports
17	Additional Information
18	KPI owner/lead for implementation Dervila Eyres, Assistant National Director, Head of Operations HSE Mental Health Services
	BIU data support Jarlath Conefrey, Lead Data Analyst, Mental Health Services, 087 6197351 Email: jarlath.conefrey@hse.ie
	Governance/sign off Dervila Eyres, Assistant National Director, Head of Operations HSE Mental Health Services

NCS (CAPA)		
1	KPI Title	Wait Time to be Seen On-going Counselling - Monthly
1a	KPI Short Title	Wait Time On-going Counselling
2	KPI Description	This refers to the length of time that each client is waiting to be offered an counselling appointment. Clients are classed as waiting until they are offered a counselling appointment by a Counsellor/Therapist. Calculated from date of Initial Assessment/Screening to date of first appointment for on-going counselling offered. This metric also seeks to measure the number of clients who have yet to be offered a counselling appointment by a Counsellor/Therapist.
3	KPI Rationale	This metric is designed to measure the numbers Wait Time to be Seen On-going Counselling in the Counsellors and Psychotherapists Association Service who have reached their 18th birthday referred to each CaPA Service during the reporting period.
3a	Indicator Classification	National Scorecard Quadrant a) Quality and Safety; b) Access; c) Finance, Governance and Compliance. d) Workforce;
4	National Target	NSP 2024 target - XXXX
4a	Target	NSP 2024 target - XXXX
4b	Volume Metrics	
5	KPI Calculation	Count Cumulative
6	Data Source	From Counselling Service to CHO Manager to Business Information Unit.
6a	Data Sign Off	National Counselling Service
6b	Data Quality Issues	
7	Data Collection Frequency	Monthly M
8	Tracer Conditions	All Counselling services screen referrals received, those deemed to be urgent are seen as a priority, while those deemed to be routine are placed on a waiting list to be seen.
9	Minimum Data Set MDS	Patient Name, Address, Date of Birth, Referral source, General Practitioners details, Parental/Guardian consent forms. Parent/Guardian contact details.
10	International Comparison	
11	KPI Monitoring	Monthly; Other – give details: As required
12	KPI Reporting Frequency	Monthly; Other – give details: As required
13	KPI Report Period	Monthly; Other – give details: As required
14	KPI Reporting Aggregation	Monthly M
15	KPI is reported in which reports?	National; Region; Hospital Group; Hospital; CHO; sub-CHO level (please give details); Other, please specify Service Level
16	Web link to data	Performance Report (NSP) Other – give details: Mental Health Reports
17	Additional Information	
18	KPI owner/lead for implementation	Dervila Eyres, Assistant National Director, Head of Operations HSE Mental Health Services
	BIU data support	Jarlath Conefrey, Lead Data Analyst, Mental Health Services, 087 6197351 Email: jarlath.conefrey@hse.ie
	Governance/sign off	Dervila Eyres, Assistant National Director, Head of Operations HSE Mental Health Services

NCS (CIPC)	
1	KPI Title Total No. of Referrals
1a	KPI Short Title No. of Referrals
2	KPI Description <p>This refers to the total number of referrals received by the service each month.</p> <p>Cervical Referrals - This refers to the total number of referrals received in relation to clients who are affected, directly and indirectly, by the Cervical Check Screening Programme (Cervical Check 221 and RCOG).</p> <p>Re-referred case: A re-referral is the referral of a client to the service when the client has been previously referred to the same service for the same condition. A re-referral always marks the start of a new session</p> <p>Opt-in: Clients who contact to opt-in for attending counselling</p>
3	KPI Rationale This metric is designed to measure the number of referrals accepted based on the criteria operated the Counselling in Primary Care (CIPC) Service who have reached their 18th birthday referred to each CIPC Service during the reporting period.
3a	Indicator Classification National Scorecard Quadrant a) Quality and Safety; b) Access; c) Finance, Governance and Compliance. d) Workforce;
4	National Target NSP 2024 target - XXXX
4a	Target NSP 2024 target - XXXX
4b	Volume Metrics
5	KPI Calculation Count
6	Data Source From Counselling Service to CHO Manager to Business Information Unit.
6a	Data Sign Off National Counselling Service
6b	Data Quality Issues
7	Data Collection Frequency Monthly M
8	Tracer Conditions All Counselling Services screen referrals received, those deemed to be urgent are seen as a priority, while those deemed to be routine are placed on a waiting list to be seen.
9	Minimum Data Set MDS Patient Name, Address, Date of Birth, Referral source, General Practitioners details, Parental/Guardian consent forms. Parent/Guardian contact details.
10	International Comparison
11	KPI Monitoring Monthly; Other – give details: As required
12	KPI Reporting Frequency Monthly; Other – give details: As required
13	KPI Report Period Monthly; Other – give details: As required
14	KPI Reporting Aggregation Monthly M
15	KPI is reported in which reports? National; Region; Hospital Group; Hospital; CHO; sub-CHO level (please give details); Other, please specify Service Level
16	Web link to data Performance Report (NSP) Other – give details: Mental Health Reports
17	Additional Information
18	KPI owner/lead for implementation Dervila Eyres, Assistant National Director, Head of Operations HSE Mental Health Services
	BIU data support Jarlath Conefrey, Lead Data Analyst, Mental Health Services, 087 6197351 Email: jarlath.conefrey@hse.ie
	Governance/sign off Dervila Eyres, Assistant National Director, Head of Operations HSE Mental Health Services

NCS (CIPC)		
1	KPI Title	Referrals Source
1a	KPI Short Title	Referral Source
2	KPI Description	Referral source refers to the origin of the referral and referral agent. It is used to measure the number of referrals received from the referral source.
3	KPI Rationale	This metric is designed to measure the number of referrals accepted based on the criteria operated the Counselling in Primary Care (CIPC) Service who have reached their 18th birthday referred to each CIPC Service during the reporting period.
3a	Indicator Classification	National Scorecard Quadrant a) Quality and Safety; b) Access; c) Finance, Governance and Compliance. d) Workforce;
4	National Target	NSP 2024 target - XXXX
4a	Target	NSP 2024 target - XXXX
4b	Volume Metrics	
5	KPI Calculation	Count
6	Data Source	From Counselling Service to CHO Manager to Business Information Unit.
6a	Data Sign Off	National Counselling Service
6b	Data Quality Issues	
7	Data Collection Frequency	Monthly M
8	Tracer Conditions	All Counselling Services screen referrals received, those deemed to be urgent are seen as a priority, while those deemed to be routine are placed on a waiting list to be seen.
9	Minimum Data Set MDS	Patient Name, Address, Date of Birth, Referral source, General Practitioners details, Parental/Guardian consent forms. Parent/Guardian contact details.
10	International Comparison	
11	KPI Monitoring	Monthly; Other – give details: As required
12	KPI Reporting Frequency	Monthly; Other – give details: As required
13	KPI Report Period	Monthly; Other – give details: As required
14	KPI Reporting Aggregation	Monthly M
15	KPI is reported in which reports?	National; Region; Hospital Group; Hospital; CHO; sub-CHO level (please give details); Other, please specify Service Level
16	Web link to data	Performance Report (NSP) Other – give details: Mental Health Reports
17	Additional Information	
18	KPI owner/lead for implementation	Dervila Eyres, Assistant National Director, Head of Operations HSE Mental Health Services
	BIU data support	Jarlath Conefrey, Lead Data Analyst, Mental Health Services, 087 6197351 Email: jarlath.conefrey@hse.ie
	Governance/sign off	Dervila Eyres, Assistant National Director, Head of Operations HSE Mental Health Services

NCS (CIPC)		
1	KPI Title	Gender
1a	KPI Short Title	Gender
2	KPI Description	Gender of the referral. It is used to measure the number & gender of referrals received from the referral source.
3	KPI Rationale	This metric is designed to measure the number of referrals by gender accepted based on the criteria operated the Counselling in Primary Care (CIPC) Service who have reached their 18th birthday referred to each CIPC Service during the reporting period.
3a	Indicator Classification	National Scorecard Quadrant a) Quality and Safety; b) Access; c) Finance, Governance and Compliance. d) Workforce;
4	National Target	NSP 2024 target - XXXX
4a	Target	NSP 2024 target - XXXX
4b	Volume Metrics	
5	KPI Calculation	Count
6	Data Source	From Counselling Service to CHO Manager to Business Information Unit.
6a	Data Sign Off	National Counselling Service
6b	Data Quality Issues	
7	Data Collection Frequency	Monthly M
8	Tracer Conditions	All Counselling Services screen referrals received, those deemed to be urgent are seen as a priority, while those deemed to be routine are placed on a waiting list to be seen.
9	Minimum Data Set MDS	Patient Name, Address, Date of Birth, Referral source, General Practitioners details, Parental/Guardian consent forms. Parent/Guardian contact details.
10	International Comparison	
11	KPI Monitoring	Monthly; Other – give details: As required
12	KPI Reporting Frequency	Monthly; Other – give details: As required
13	KPI Report Period	Monthly; Other – give details: As required
14	KPI Reporting Aggregation	Monthly M
15	KPI is reported in which reports?	National; Region; Hospital Group; Hospital; CHO; sub-CHO level (please give details); Other, please specify Service Level
16	Web link to data	Performance Report (NSP) Other – give details: Mental Health Reports
17	Additional Information	
18	KPI owner/lead for implementation	Dervila Eyres, Assistant National Director, Head of Operations HSE Mental Health Services
	BIU data support	Jarlath Conefrey, Lead Data Analyst, Mental Health Services, 087 6197351 Email: jarlath.conefrey@hse.ie
	Governance/sign off	Dervila Eyres, Assistant National Director, Head of Operations HSE Mental Health Services

NCS (CIPC)		
1	KPI Title	Innapropriate Referrals
1a	KPI Short Title	Innapropriate Referrals
		Innapropriate Referrals source refers to the origin of the referral and referral agent. It is used to measure the number of referrals received from the referral source.
2	KPI Description	<p>No GMS - The number of clients who have a referral date during the reporting period who also have a "Screening Outcome" of "No Valid GMS" recorded on the Referral Form.</p> <p>Unsuitable - The number of clients who have a referral date during the reporting period who also have a "Screening Outcome" of "Not Suitable" recorded on the Referral Form.</p> <p>Under 18 - The number of clients who have a referral date during the reporting period who also have a "Screening Outcome" of "Under 18" recorded on the Referral Form.</p>
3	KPI Rationale	This metric is designed to measure the number of Innappropriate Referrals recivied by the Counselling in Primary Care (CIPC) Service who have reached their 18th birthday referred to each CIPC Service during the reporting period.
3a	Indicator Classification	National Scorecard Quadrant a) Quality and Safety; b) Access; c) Finance, Governance and Compliance. d) Workforce;
4	National Target	NSP 2024 target - XXXX
4a	Target	NSP 2024 target - XXXX
4b	Volume Metrics	
5	KPI Calculation	Count
6	Data Source	From Counselling Service to CHO Manager to Business Information Unit.
6a	Data Sign Off	National Counselling Service
6b	Data Quality Issues	
7	Data Collection Frequency	Monthly M
8	Tracer Conditions	All Counselling Services screen referrals received, those deemed to be urgent are seen as a priority, while those deemed to be routine are placed on a waiting list to be seen.
9	Minimum Data Set MDS	Patient Name, Address, Date of Birth, Referral source, General Practitioners details, Parental/Guardian consent forms. Parent/Guardian contact details.
10	International Comparison	
11	KPI Monitoring	Monthly; Other – give details: As required
12	KPI Reporting Frequency	Monthly; Other – give details: As required
13	KPI Report Period	Monthly; Other – give details: As required
14	KPI Reporting Aggregation	Monthly M
15	KPI is reported in which reports?	National; Region; Hospital Group; Hospital; CHO; sub-CHO level (please give details); Other, please specify Service Level
16	Web link to data	Performance Report (NSP) Other – give details: Mental Health Reports
17	Additional Information	
18	KPI owner/lead for implementation	Dervila Eyres, Assistant National Director, Head of Operations HSE Mental Health Services
	BIU data support	Jarlath Conefrey, Lead Data Analyst, Mental Health Services, 087 6197351 Email: jarlath.conefrey@hse.ie
	Governance/sign off	Dervila Eyres, Assistant National Director, Head of Operations HSE Mental Health Services

NCS (CIPC)		
1	KPI Title	Summary of Appointments (Including Initials & Counselling) - Offered
1a	KPI Short Title	Appointments Offered
2	KPI Description	This refers to the total number of initial assessment and counselling appointments that are offered to clients. This breaks down the number of appointments that have been 'Attended' or 'DNA' by the client and 'Cancelled' by the Client or Counsellor/Therapist.
3	KPI Rationale	This metric is designed to measure the number of referrals accepted based on the criteria operated the Counselling in Primary Care (CIPC) Service who have reached their 18th birthday referred to each CIPC Service during the reporting period.
3a	Indicator Classification	National Scorecard Quadrant a) Quality and Safety; b) Access; c) Finance, Governance and Compliance. d) Workforce;
4	National Target	NSP 2024 target - XXXX
4a	Target	NSP 2024 target - XXXX
4b	Volume Metrics	
5	KPI Calculation	Count
6	Data Source	From Counselling Service to CHO Manager to Business Information Unit.
6a	Data Sign Off	National Counselling Service
6b	Data Quality Issues	
7	Data Collection Frequency	Monthly M
8	Tracer Conditions	All Counselling Services screen referrals received, those deemed to be urgent are seen as a priority, while those deemed to be routine are placed on a waiting list to be seen.
9	Minimum Data Set MDS	Patient Name, Address, Date of Birth, Referral source, General Practitioners details, Parental/Guardian consent forms. Parent/Guardian contact details.
10	International Comparison	
11	KPI Monitoring	Monthly; Other – give details: As required
12	KPI Reporting Frequency	Monthly; Other – give details: As required
13	KPI Report Period	Monthly; Other – give details: As required
14	KPI Reporting Aggregation	Monthly M
15	KPI is reported in which reports?	National; Region; Hospital Group; Hospital; CHO; sub-CHO level (please give details); Other, please specify Service Level
16	Web link to data	Performance Report (NSP) Other – give details: Mental Health Reports
17	Additional Information	
18	KPI owner/lead for implementation	Dervila Eyres, Assistant National Director, Head of Operations HSE Mental Health Services
	BIU data support	Jarlath Conefrey, Lead Data Analyst, Mental Health Services, 087 6197351 Email: jarlath.conefrey@hse.ie
	Governance/sign off	Dervila Eyres, Assistant National Director, Head of Operations HSE Mental Health Services

NCS (CIPC)		
1	KPI Title	Summary of Appointments (Including Initials & Counselling) Attended
1a	KPI Short Title	Appointments Attended
2	KPI Description	<p>This refers to the total number of 'Attended' appointments including initial assessments and counselling. This also captures how each appointment was delivered:</p> <p>Face to Face (F2F) - The number of appointments attended Face to Face</p> <p>Structured Telephone Counselling (STC) - The number of appointments attended by structured telephone</p> <p>Online Video Counselling (OVC) - The number of appointments attended Online</p>
3	KPI Rationale	This metric is designed to measure the number of referrals accepted based on the criteria operated the Counselling in Primary Care (CIPC) Service who have reached their 18th birthday referred to each CIPC Service during the reporting period.
3a	Indicator Classification	<p>National Scorecard Quadrant</p> <p>a) Quality and Safety;</p> <p>b) Access;</p> <p>c) Finance, Governance and Compliance.</p> <p>d) Workforce;</p>
4	National Target	NSP 2024 target - XXXX
4a	Target	NSP 2024 target - XXXX
4b	Volume Metrics	
5	KPI Calculation	Count
6	Data Source	From Counselling Service to CHO Manager to Business Information Unit.
6a	Data Sign Off	National Counselling Service
6b	Data Quality Issues	
7	Data Collection Frequency	Monthly M
8	Tracer Conditions	All Counselling Services screen referrals received, those deemed to be urgent are seen as a priority, while those deemed to be routine are placed on a waiting list to be seen.
9	Minimum Data Set MDS	Patient Name, Address, Date of Birth, Referral source, General Practitioners details, Parental/Guardian consent forms. Parent/Guardian contact details.
10	International Comparison	
11	KPI Monitoring	Monthly; Other – give details: As required
12	KPI Reporting Frequency	Monthly; Other – give details: As required
13	KPI Report Period	Monthly; Other – give details: As required
14	KPI Reporting Aggregation	Monthly M
15	KPI is reported in which reports?	National; Region; Hospital Group; Hospital; CHO; sub-CHO level (please give details); Other, please specify Service Level
16	Web link to data	Performance Report (NSP) Other – give details: Mental Health Reports
17	Additional Information	
18	KPI owner/lead for implementation	Dervila Eyres, Assistant National Director, Head of Operations HSE Mental Health Services
	BIU data support	Jarlath Conefrey, Lead Data Analyst, Mental Health Services, 087 6197351 Email: jarlath.conefrey@hse.ie
	Governance/sign off	Dervila Eyres, Assistant National Director, Head of Operations HSE Mental Health Services

NCS (CIPC)		
1	KPI Title	Client figures - Monthly
1a	KPI Short Title	
2	KPI Description	This refers to the numbers of clients within the service and their status in relation to their stage of intervention rather than appointment figures. This metric is designed to measure: 1) the number of clients who were offered an initial appointment 2) the number of clients who were offered a counselling appointment subsequent to their initial assessment appointment 3) the number of clients attending on-going counselling 4) the number of clients attending group therapy sessions 5) the number of clients discharged
3	KPI Rationale	This metric is designed to measure the number of referrals accepted based on the criteria operated the Counselling in Primary Care (CIPC) Service who have reached their 18th birthday referred to each CIPC Service during the reporting period.
3a	Indicator Classification	National Scorecard Quadrant a) Quality and Safety; b) Access; c) Finance, Governance and Compliance. d) Workforce;
4	National Target	NSP 2024 target - XXXX
4a	Target	NSP 2024 target - XXXX
4b	Volume Metrics	
5	KPI Calculation	Count
6	Data Source	From Counselling Service to CHO Manager to Business Information Unit.
6a	Data Sign Off	National Counselling Service
6b	Data Quality Issues	
7	Data Collection Frequency	Monthly M
8	Tracer Conditions	All Counselling Services screen referrals received, those deemed to be urgent are seen as a priority, while those deemed to be routine are placed on a waiting list to be seen.
9	Minimum Data Set MDS	Patient Name, Address, Date of Birth, Referral source, General Practitioners details, Parental/Guardian consent forms. Parent/Guardian contact details.
10	International Comparison	
11	KPI Monitoring	Monthly; Other – give details: As required
12	KPI Reporting Frequency	Monthly; Other – give details: As required
13	KPI Report Period	Monthly; Other – give details: As required
14	KPI Reporting Aggregation	Monthly M
15	KPI is reported in which reports?	National; Region; Hospital Group; Hospital; CHO; sub-CHO level (please give details); Other, please specify Service Level
16	Web link to data	Performance Report (NSP) Other – give details: Mental Health Reports
17	Additional Information	
18	KPI owner/lead for implementation	Dervila Eyres, Assistant National Director, Head of Operations HSE Mental Health Services
	BIU data support	Jarlath Conefrey, Lead Data Analyst, Mental Health Services, 087 6197351 Email: jarlath.conefrey@hse.ie
	Governance/sign off	Dervila Eyres, Assistant National Director, Head of Operations HSE Mental Health Services

NCS (CIPC)		
1	KPI Title	Wait Time to Screening/ Assessment - Monthly
1a	KPI Short Title	Wait Time to Screening/ Assessment
2	KPI Description	Data is counted from date of referral to date of screening appt/assessment offered. Required given high level of self-referrals. Purpose to gather picture of client supports, links with additional services as required, address risk, and assess if this is the correct service for the client. Screening delivered by a clinician. Data is calculated from date of referral to date of Initial Assessment Appointment offered by a Clinician.
3	KPI Rationale	This metric is designed to measure the numbers Wait Time to Screening/ Assessment in the Counselling in Primary Care (CIPC) Service who have reached their 18th birthday referred to each CIPC Service during the reporting period.
3a	Indicator Classification	National Scorecard Quadrant a) Quality and Safety; b) Access; c) Finance, Governance and Compliance. d) Workforce;
4	National Target	NSP 2024 target - XXXX
4a	Target	NSP 2024 target - XXXX
4b	Volume Metrics	
5	KPI Calculation	Count
6	Data Source	From Counselling Service to CHO Manager to Business Information Unit.
6a	Data Sign Off	National Counselling Service
6b	Data Quality Issues	
7	Data Collection Frequency	Monthly M
8	Tracer Conditions	All Counselling Services screen referrals received, those deemed to be urgent are seen as a priority, while those deemed to be routine are placed on a waiting list to be seen.
9	Minimum Data Set MDS	Patient Name, Address, Date of Birth, Referral source, General Practitioners details, Parental/Guardian consent forms. Parent/Guardian contact details.
10	International Comparison	
11	KPI Monitoring	Monthly; Other – give details: As required
12	KPI Reporting Frequency	Monthly; Other – give details: As required
13	KPI Report Period	Monthly; Other – give details: As required
14	KPI Reporting Aggregation	Monthly M
15	KPI is reported in which reports?	National; Region; Hospital Group; Hospital; CHO; sub-CHO level (please give details); Other, please specify Service Level
16	Web link to data	Performance Report (NSP) Other – give details: Mental Health Reports
17	Additional Information	
18	KPI owner/lead for implementation	Dervila Eyres, Assistant National Director, Head of Operations HSE Mental Health Services
	BIU data support	Jarlath Conefrey, Lead Data Analyst, Mental Health Services, 087 6197351 Email: jarlath.conefrey@hse.ie
	Governance/sign off	Dervila Eyres, Assistant National Director, Head of Operations HSE Mental Health Services

NCS (CIPC)		
1	KPI Title	Offered and Waiting by Choice/Need - Monthly
1a	KPI Short Title	Offered and Waiting by Choice/Need
2	KPI Description	Clients offered a service but waiting by choice/need: includes paused clients, waiting for face to face, waiting for particular reasons including specific gender, day/time/location requested appointments, health reasons, therapy modality, other. Informs resource allocation. This category only gets activated when an appointment is offered.
3	KPI Rationale	This metric is designed to measure the numbers Offered and Waiting by Choice/Need in the Counselling in Primary Care (CIPC) Service who have reached their 18th birthday referred to each CIPC Service during the reporting period.
3a	Indicator Classification	National Scorecard Quadrant a) Quality and Safety; b) Access; c) Finance, Governance and Compliance. d) Workforce;
4	National Target	NSP 2024 target - XXXX
4a	Target	NSP 2024 target - XXXX
4b	Volume Metrics	
5	KPI Calculation	Count
6	Data Source	From Counselling Service to CHO Manager to Business Information Unit.
6a	Data Sign Off	National Counselling Service
6b	Data Quality Issues	
7	Data Collection Frequency	Monthly M
8	Tracer Conditions	All Counselling Services screen referrals received, those deemed to be urgent are seen as a priority, while those deemed to be routine are placed on a waiting list to be seen.
9	Minimum Data Set MDS	Patient Name, Address, Date of Birth, Referral source, General Practitioners details, Parental/Guardian consent forms. Parent/Guardian contact details.
10	International Comparison	
11	KPI Monitoring	Monthly; Other – give details: As required
12	KPI Reporting Frequency	Monthly; Other – give details: As required
13	KPI Report Period	Monthly; Other – give details: As required
14	KPI Reporting Aggregation	Monthly M
15	KPI is reported in which reports?	National; Region; Hospital Group; Hospital; CHO; sub-CHO level (please give details); Other, please specify Service Level
16	Web link to data	Performance Report (NSP) Other – give details: Mental Health Reports
17	Additional Information	
18	KPI owner/lead for implementation	Dervila Eyres, Assistant National Director, Head of Operations HSE Mental Health Services
	BIU data support	Jarlath Conefrey, Lead Data Analyst, Mental Health Services, 087 6197351 Email: jarlath.conefrey@hse.ie
	Governance/sign off	Dervila Eyres, Assistant National Director, Head of Operations HSE Mental Health Services

NCS (CIPC)		
1	KPI Title	Wait Time to be Seen On-going Counselling - Monthly
1a	KPI Short Title	Wait Time On-going Counselling
2	KPI Description	This refers to the length of time that each client is waiting to be offered an counselling appointment. Clients are classed as waiting until they are offered a counselling appointment by a Counsellor/Therapist. Calculated from date of Initial Assessment/Screening to date of first appointment for on-going counselling offered.
3	KPI Rationale	This metric also seeks to measure the number of clients who have yet to be offered a counselling appointment by a Counsellor/Therapist. This metric is designed to measure the numbers Wait Time to be Seen On-going Counselling in the Counselling in Primary Care (CIPC) Servicee who have reached their 18th birthday referred to each CIPC Service during the reporting period.
3a	Indicator Classification	National Scorecard Quadrant a) Quality and Safety; b) Access; c) Finance, Governance and Compliance. d) Workforce;
4	National Target	NSP 2024 target - XXXX
4a	Target	NSP 2024 target - XXXX
4b	Volume Metrics	
5	KPI Calculation	Count
6	Data Source	From Counselling Service to CHO Manager to Business Information Unit.
6a	Data Sign Off	National Counselling Service
6b	Data Quality Issues	
7	Data Collection Frequency	Monthly M
8	Tracer Conditions	All Counselling Services screen referrals received, those deemed to be urgent are seen as a priority, while those deemed to be routine are placed on a waiting list to be seen.
9	Minimum Data Set MDS	Patient Name, Address, Date of Birth, Referral source, General Practitioners details, Parental/Guardian consent forms. Parent/Guardian contact details.
10	International Comparison	
11	KPI Monitoring	Monthly; Other – give details: As required
12	KPI Reporting Frequency	Monthly; Other – give details: As required
13	KPI Report Period	Monthly; Other – give details: As required
14	KPI Reporting Aggregation	Monthly M
15	KPI is reported in which reports?	National; Region; Hospital Group; Hospital; CHO; sub-CHO level (please give details); Other, please specify Service Level
16	Web link to data	Performance Report (NSP) Other – give details: Mental Health Reports
17	Additional Information	
18	KPI owner/lead for implementation	Dervila Eyres, Assistant National Director, Head of Operations HSE Mental Health Services
	BIU data support	Jarlath Conefrey, Lead Data Analyst, Mental Health Services, 087 6197351 Email: jarlath.conefrey@hse.ie
	Governance/sign off	Dervila Eyres, Assistant National Director, Head of Operations HSE Mental Health Services

NCS (CIPC)	
1	KPI Title Outcome Data
1a	KPI Short Title
	Closed Cases number of clients recovered [Clients who began counselling above Clinical cut-off and ended below clinical cut off and who improved by a minimum of 0.5 on the CORE Outcome Measure]
2	KPI Description
	Closed cases: number of clients who demonstrated improvement [clients who had improved CORE Outcome Measurement scores at the end of counselling].
	Outcome Data is provided for clients who have completed therapy contracts and for whom pre and post CORE Outcome Measure data is available in this month. Some clients may not complete outcomes measures for clinical reasons..
3	KPI Rationale
	This metric is designed to measure the number of referrals accepted based on the criteria operated the Counselling in Primary Care (CIPC) Service who have reached their 18th birthday referred to each CIPC Service during the reporting period.
3a	Indicator Classification
	National Scorecard Quadrant a) Quality and Safety; b) Access; c) Finance, Governance and Compliance. d) Workforce;
4	National Target NSP 2024 target - XXXX
4a	Target NSP 2024 target - XXXX
4b	Volume Metrics
5	KPI Calculation Count
6	Data Source From Counselling Service to CHO Manager to Business Information Unit.
6a	Data Sign Off National Counselling Service
6b	Data Quality Issues
7	Data Collection Frequency Monthly M
8	Tracer Conditions All Counselling Services screen referrals received, those deemed to be urgent are seen as a priority, while those deemed to be routine are placed on a waiting list to be seen.
9	Minimum Data Set MDS Patient Name, Address, Date of Birth, Referral source, General Practitioners details, Parental/Guardian consent forms. Parent/Guardian contact details.
10	International Comparison
11	KPI Monitoring Monthly; Other – give details: As required
12	KPI Reporting Frequency Monthly; Other – give details: As required
13	KPI Report Period Monthly; Other – give details: As required
14	KPI Reporting Aggregation Monthly M
15	KPI is reported in which reports? National; Region; Hospital Group; Hospital; CHO; sub-CHO level (please give details); Other, please specify Service Level
16	Web link to data Performance Report (NSP) Other – give details: Mental Health Reports
17	Additional Information
18	KPI owner/lead for implementation Dervila Eyres, Assistant National Director, Head of Operations HSE Mental Health Services
	BIU data support Jarlath Conefrey, Lead Data Analyst, Mental Health Services, 087 6197351 Email: jarlath.conefrey@hse.ie
	Governance/sign off Dervila Eyres, Assistant National Director, Head of Operations HSE Mental Health Services