

NDTP



Feidhmeannacht na Seirbhíse Sláinte  
Health Service Executive

Prepared by:	DIME Team
Approved by:	
Version number:	V2
Date:	July 2021

# Training Supports Scheme (TSS)

## Guide for NCHDs

### National Employment Record

*NDTP – DIME*

## NDTP Support Contact Details

[dime.team@hse.ie](mailto:dime.team@hse.ie)

National Doctors Training & Planning Block 9E,  
Sancton Wood Building  
Heuston South Quarter  
Saint John's Road West Dublin 8

[www.hse.ie/doctors](http://www.hse.ie/doctors)

### Table of Contents

1. Introduction to Training Supports Scheme on NER .....	3
2. Make New Application:.....	5
2.1 Application Details .....	5
2.2 Attach Documents .....	6
2.3 Declaration Form .....	7
3. Edit Application:.....	8
4. Delete Application: .....	8
5. Log of Applications TSS and CCERS:.....	9
6. Check Balance.....	10
7. Guidance Document .....	10

## 1. Introduction to Training Supports Scheme on NER

The Training Support Scheme (TSS) is part of the suite of educational supports for NCHDs provided by HSE-NDTP and can be used to claim for exam, course or conference costs which satisfy the TSS Eligibility criteria. For access to the TSS Policy, or further information on the other supports offered by NDTP, please see link to our website: <https://www.hse.ie/eng/staff/leadership-education-development/met/ed/fin/>. Please ensure that you are applying under the correct funding scheme before submitting your application.

To create a TSS application, you must submit an application via the Training Supports Scheme Section on your NER Account:



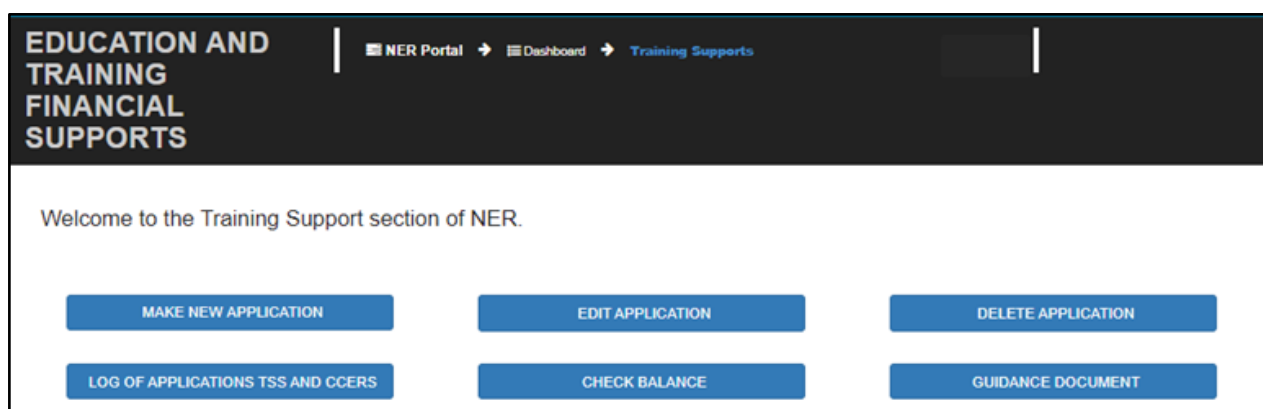
**Figure 1:** TSS Icon

If the bell symbol appears, it indicates that your Medical Manpower is seeking further information on a submitted application. The number on the symbol denotes how many applications require further action.

Once you have selected the TSS icon on the NER Dashboard you will be directed to the TSS home page

The home page has six sections within, as described below:

- Section 1: Make New Application
- Section 2: Edit Application (Only New, Further Information Required, Unprocessed or Submitted applications)
- Section 3: Delete Application (Only New applications)
- Section 4: Log of Applications TSS and CCERS
- Section 5: Check Balance
- Section 6: Guidance Document

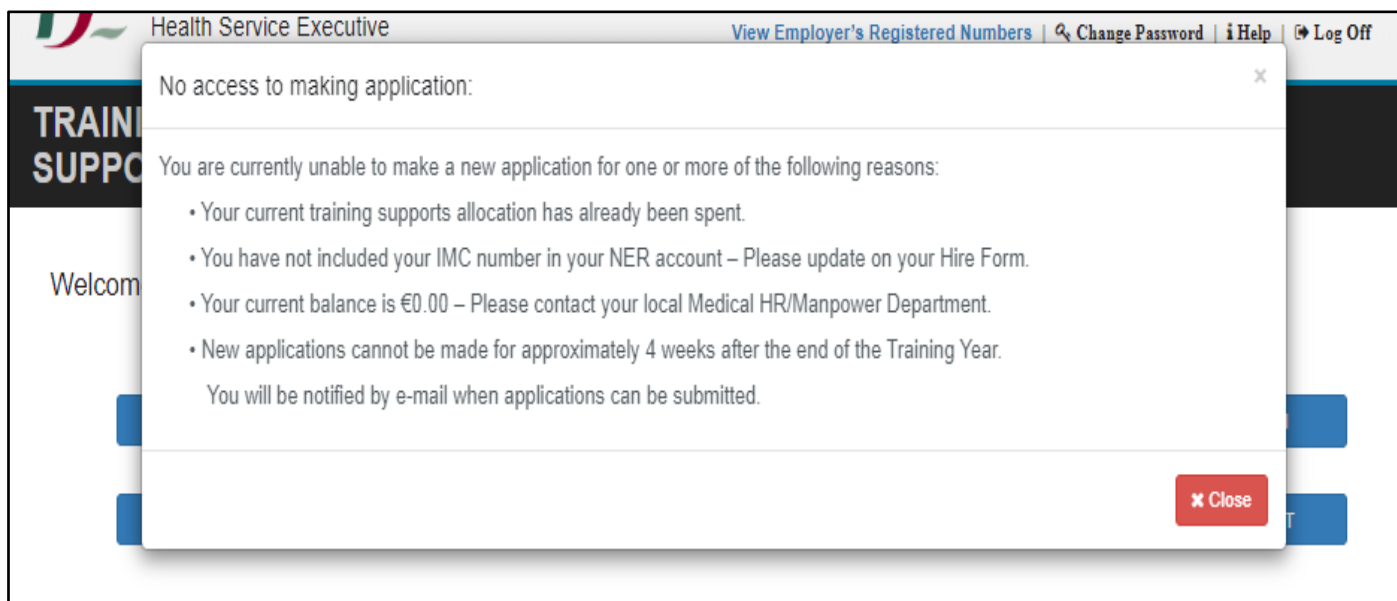


**Figure 2:** TSS Home Page

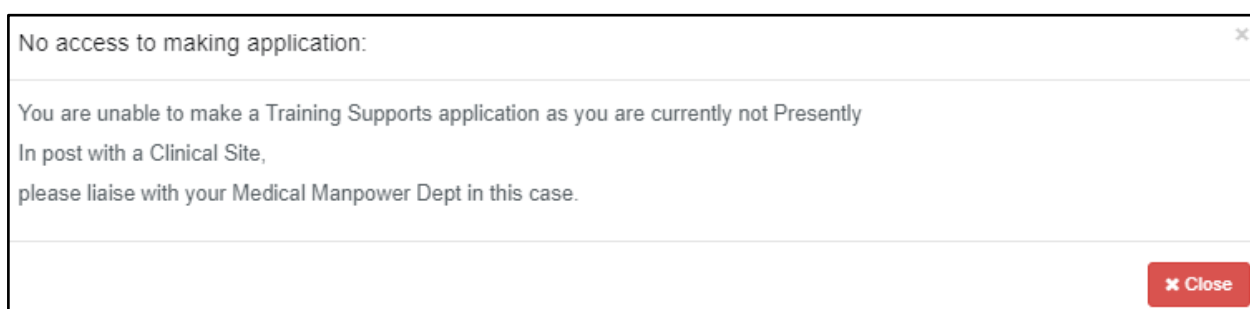
Please note that if the Padlock Symbol appears on the Make New Application tab, there are a number of reasons for this:

- Your current training supports allocation has already been spent
- You have not included your IMC number in your NER account – Please update on your Hire Form
- Your current balance is €0.00 – Please contact your local Medical HR/Manpower Department
- New applications cannot be made for approximately 4 weeks after the end of the Training Year. You will be notified by e-mail when applications can be submitted.

You won't be able to submit an application if any of the above occurs and a pop-up message will display as below:



OR



**Figure 3: TSS Pop Ups**

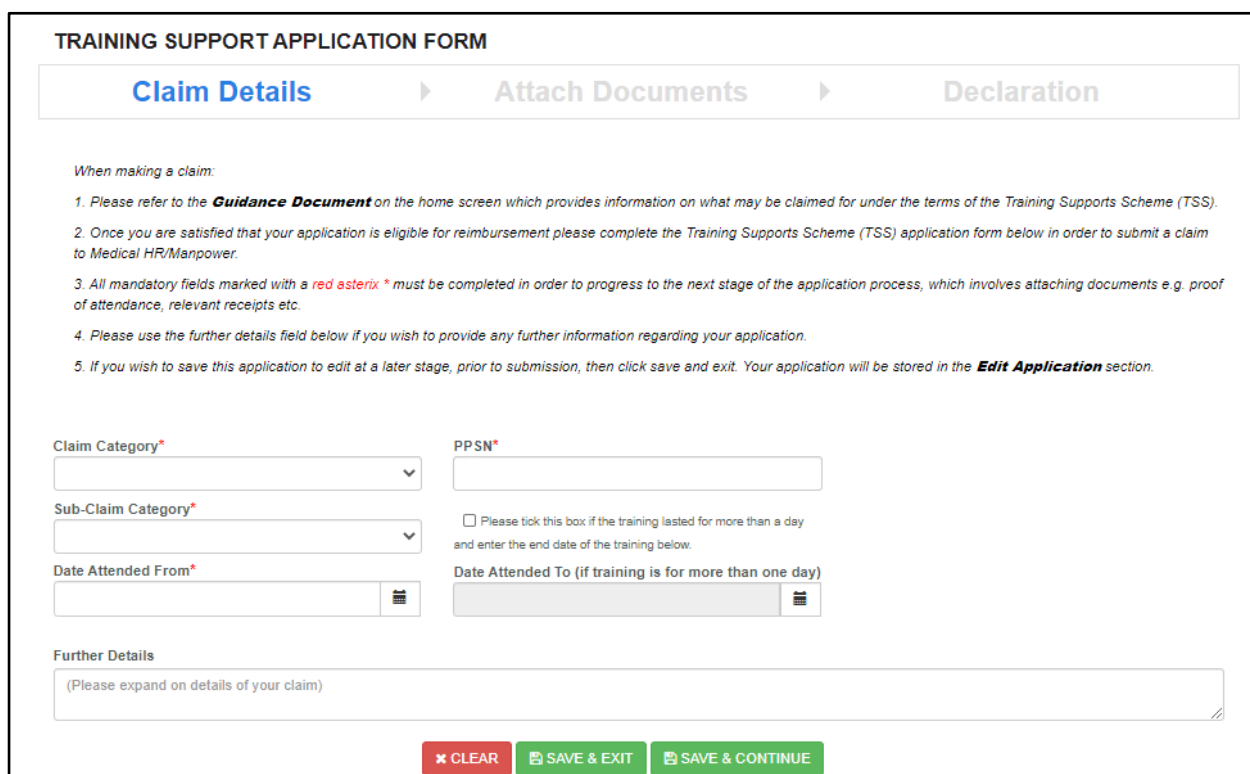
## 2. Make New Application:

The application form has Three Sections:

- **Section 1: Claim Details**
- **Section 2: Attach Documents**
- **Section 3: Declaration**

### 2.1 Application Details

To begin a new application you should click on the “Make New Application” button. This will open up the application form as shown below:



**TRAINING SUPPORT APPLICATION FORM**

**Claim Details** ▶ **Attach Documents** ▶ **Declaration**

*When making a claim:*

1. Please refer to the **Guidance Document** on the home screen which provides information on what may be claimed for under the terms of the Training Supports Scheme (TSS).
2. Once you are satisfied that your application is eligible for reimbursement please complete the Training Supports Scheme (TSS) application form below in order to submit a claim to Medical HR/Manpower.
3. All mandatory fields marked with a **red asterix \*** must be completed in order to progress to the next stage of the application process, which involves attaching documents e.g. proof of attendance, relevant receipts etc.
4. Please use the further details field below if you wish to provide any further information regarding your application.
5. If you wish to save this application to edit at a later stage, prior to submission, then click save and exit. Your application will be stored in the **Edit Application** section.

Claim Category\*

Sub-Claim Category\*

Date Attended From\*

PPSN\*

☐ Please tick this box if the training lasted for more than a day and enter the end date of the training below.

Date Attended To (if training is for more than one day)

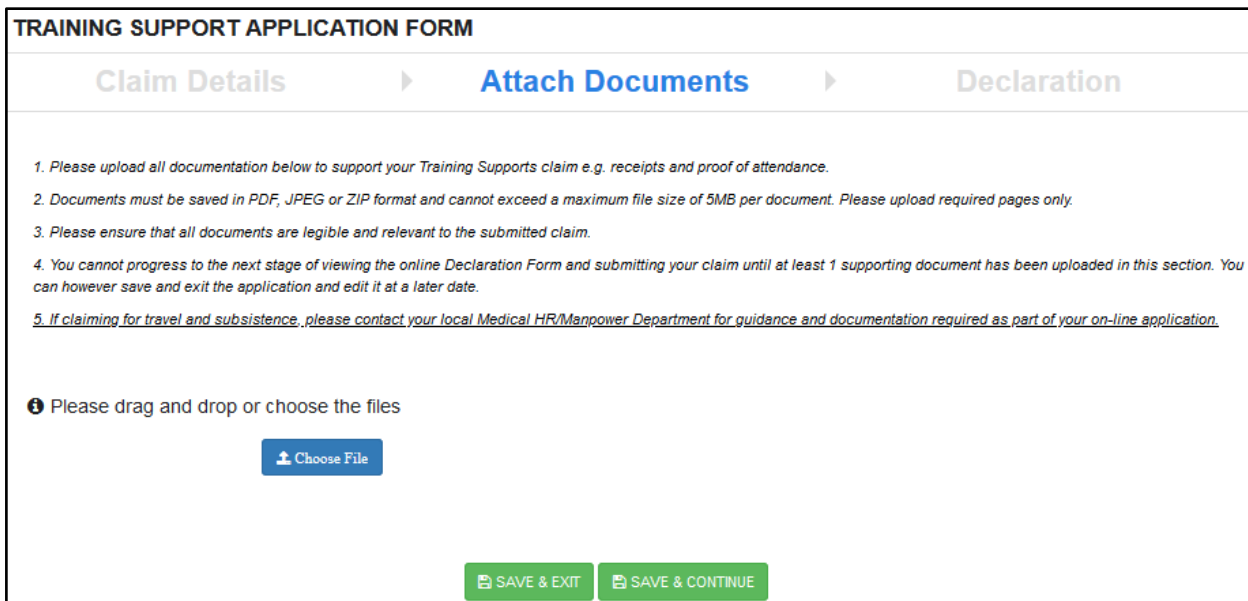
Further Details  
(Please expand on details of your claim)

**Figure 4:** Claim Details Section of TSS Application Form

The application can only be submitted to your Medical Manpower Department for verification after completion of All Mandatory requirements of each Section \*Mandatory fields will be denoted by a Red Asterisk \*

**NB:** You should click “Save & Continue” to progress to the next stage of the application. Clicking “Save & Exit” will save the application for editing later but the application will not be visible to the Medical Manpower Department until the online declaration is signed and the application has been submitted for review

## 2.2 Attach Documents



**TRAINING SUPPORT APPLICATION FORM**

Claim Details ▶ **Attach Documents** ▶ Declaration

1. Please upload all documentation below to support your Training Supports claim e.g. receipts and proof of attendance.

2. Documents must be saved in PDF, JPEG or ZIP format and cannot exceed a maximum file size of 5MB per document. Please upload required pages only.

3. Please ensure that all documents are legible and relevant to the submitted claim.

4. You cannot progress to the next stage of viewing the online Declaration Form and submitting your claim until at least 1 supporting document has been uploaded in this section. You can however save and exit the application and edit it at a later date.

5. If claiming for travel and subsistence, please contact your local Medical HR/Manpower Department for guidance and documentation required as part of your on-line application.

📘 Please drag and drop or choose the files

[Choose File](#)

[SAVE & EXIT](#) [SAVE & CONTINUE](#)

**Figure 5:** Attach Documents Section of the TSS Application Form

To attach a document you should click on the “**Choose File**” button. A pop-up window appears which will allow you to browse for documents and add it to the application. You can upload multiple documents in this section. Please note the following regarding file uploads:

### Validation & Mandatory Requirements for Document Uploads on NER:

- It is mandatory to upload at least one document.
- The document should not exceed 5mb file size.
- Only documents in PDF or JPEG format can be uploaded
- The file compressed into a ZIP file can also be uploaded in the attach documents section as a supporting document.

**NB:** You should click “Save & Continue” to progress to the next stage of the application. Clicking “Save & Exit” will save the application for editing later but the application will not be visible to the Medical Manpower Department until the online declaration is signed and the application has been submitted for review

## 2.3 Declaration Form

### TRAINING SUPPORT APPLICATION FORM

Claim Details
Attach Documents
Declaration

Declaration Acceptance

Applicant please read the declaration below carefully:

I declare that:

1. The information that I have provided as part of my TSS application is accurate and complete
2. That supporting documentation uploaded are electronic versions of original documents
3. I have not already claimed and been reimbursed for this course/exam/conference from the TSS, any HSE funded scheme or any other source. I am aware that the provisions of the TSS may be suspended or withdrawn if the terms of the scheme are breached.
4. I will retain a copy of the original receipts for a period of 6 years and that these may be subject to audit

I am aware that my employer may reject my application if it is not eligible under the TSS policy.

☒ I agree to this information being kept electronically and confidentially.

[← BACK](#)
[SAVE & EXIT](#)
[SUBMIT](#)

Figure 6: Declaration Section of the TSS Application Form

Only when you have signed the online declaration and clicked the submit button will the application be visible to your Medical Manpower Department.

If you click “Save and Exit” the application will not be visible to your Medical Manpower Manger. However, you can edit this application under the “Edit Applications” section in the Training Support Scheme section of the NER portal.

### Email Notifications

When an application has been processed by Medical HR / Manpower:

- The status of the application will be updated in the NER Portal.
- An email will be sent to NCHD notifying them that the Status of the TSA has been updated (i.e. TSA has been Approved / Rejected or Further Info Required).
- The current Balance for NCHD will also appear on the email.

From: dme@hse.ie  
To: Stephen O'Donnell  
Cc:  
Subject: Approve

Dear Doctor,

Your Training Supports application has been approved by Medical Manpower:

European Courses / Conferences , 'no details', €100, Beaumont, Approved

Please note that payment should be expected within a 4–6 week period.

Balance Remaining for this training year after approval of this claim: €231.00

Kind Regards

Medical Manpower Department

From: dme@hse.ie  
To: Stephen O'Donnell  
Cc:  
Subject: Reject Application

The Training Supports application that you have submitted has not been approved for the following reasons:

test test

Balance Remaining for this training year: €331.00

Kind Regards

Medical Manpower Department

From: dme@hse.ie  
To: Stephen O'Donnell  
Cc:  
Subject: Further info required

Dear Doctor

Medical HR/Manpower require additional information in order to process your Training Supports Scheme (TSS) application:

Further Info Reason - stephen

Description -

Please click on **Edit Application** in your NER Portal Account to review your application.

Please make any necessary amendments to your application as soon as possible. All applications must be submitted in full prior to your contract end date.

Balance Remaining for this training year: € 2000.00

**Note: There is no rollover of funds from one training year to the next.**

Kind Regards

Medical HR/Manpower Department

Figure 7: TSS Email Alerts

If an application has been returned to you where your Medical Manpower Department is seeking Further Information, a bell icon will be displayed on the NER home page

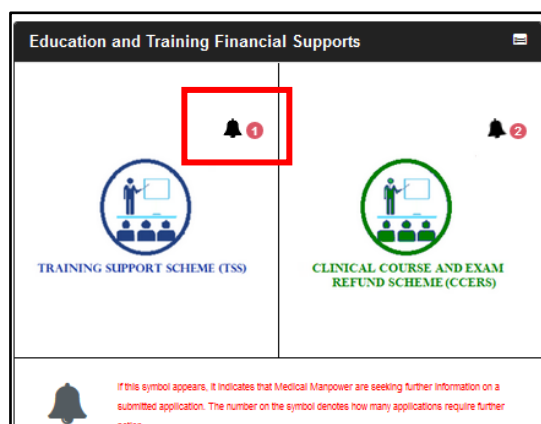


Figure 8: TSS Bell Icon

### 3. Edit Application:

You can edit applications with the following status only: New, Submitted, Further Information Required or Unprocessed

#### EDIT APPLICATION

You will only be able to view and edit applications with the following status assigned:

**New** – You have initiated a new application however you have not yet submitted this to Medical HR/Manpower.

**Further Info Required** - Medical HR/Manpower have returned your application as they require additional information in order to process your application.

**Unprocessed** – Medical HR/Manpower have not processed your application.

**Submitted** - Only in the case where Medical HR/Manpower have not actioned your application.



Action	Claim Category	Details	Created / Returned Date	Status	Further Info Reason
 EDIT	International Courses / Conferences		17/09/2020	New	
 EDIT	International Courses / Conferences		02/09/2020	Submitted	

Figure 9: Edit Application Section

### 4. Delete Application:

You will only be able to delete applications that you have not yet submitted to your Medical Manpower Department i.e. “New” Applications.

#### Delete Application

You will only be able to delete applications that have not yet been submitted to Medical HR/Manpower for review.

Action	Claim Category	Application Id	Details	Created Date
 Delete	Approved Clinical Courses / Immediate Care Course – Cardiac	CCERS31		03/09/2020



 BACK

Figure 10: Delete Application Section



## 5. Log of Applications TSS and CCERS:

You will be able to view all applications that they have created to date under both the TSS and CCERS schemes in this section.

LOG OF APPLICATIONS TSS AND CCERS										
<p>You will be able to view a list of all your Training Support Scheme (TSS) &amp; Clinical Course and Exam Refund Scheme (CCERS) applications in the table below.</p> <p>You will also have the functionality to download each application and supporting documentation by clicking on the Download option.</p> <p><b>Status Explanations:</b></p> <p><b>New:</b> You have initiated a new application however you have not yet submitted this to Medical HR/Manpower.</p> <p><b>Submitted:</b> application has been submitted to Medical HR/Manpower and is awaiting processing or further information has been provided by the NCHD and it is awaiting processing from Medical HR/Manpower.</p> <p><b>Further Info Required:</b> Medical HR/Manpower have returned your application as they require additional information in order to process your application. Please click on Edit Application to make any necessary amendments to your application.</p> <p><b>Approved:</b> application has been approved by Medical HR/Manpower.</p> <p><b>Provisionally Approved:</b> application has been reviewed and is awaiting final approval by Medical HR/Manpower.</p> <p><b>Unprocessed:</b> Medical HR/Manpower have not processed your application.</p>										
App. Id	Claim Category	Scheme	Details	Clinical Site	Submission Date	Status	Action Date	Amount Approved	Rejection Reason	Download Application
8688	International Courses / Conferences	TSS			17/09/2020	New	17/09/2020			 Download
8687	ATLS Advance d Cardiac Life Support	CCERS			17/09/2020	Further Info Required	17/09/2020			 Download

**Figure 11:** Log of TSS and CCERS Applications

If you wish to view your previous applications you can select the “Download” button as highlighted above

### **Application Status:**

**New:** Application has been created by NCHD but not yet submitted to Medical Manpower

**Submitted:** Awaiting Medical Manpower processing

**Provisionally Approved:** Application has been actioned by Medical Manpower, however needs final approval.

**Approved:** Application has been approved by Medical Manpower.

**Rejected:** The application is rejected if not in line with the current CCERS policy.

**Further Info Required:** The application has been returned to the NCHD for clarification / to get further information

**Unprocessed:** An application is considered unprocessed if Medical Manpower has not actioned an application within 4 weeks after the NCHD has left their post.

## 6. Check Balance

You can check to see if you are eligible to submit a TSS Application by going into the Check Balance section on the NER portal. This will display any money that has been allocated to you for the current period. For further information on TSS eligibility or NCHD balance entitlements you can check the TSS policy.

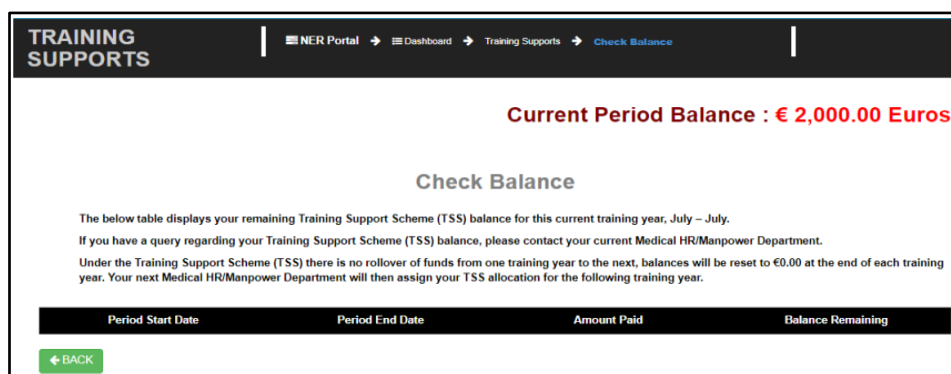


Figure 12: Check Balance Screen

## 7. Guidance Document

The TSS Policy can be accessed from the NDTP website <https://www.hse.ie/eng/staff/leadership-education-development/met/ed/fin/>. This document describes the types of courses, conferences and examinations that can be claimed for under the TSS as well as eligibility requirements.



Figure 13: TSS Guidance/Policy Document