




2018

Primary Care Reimbursement Service Statistical Analysis of Claims and Payments 2018



Seirbhís Sláinte
Níos Fearr
á Forbairt

Building a
Better Health
Service

**Feidhmeannacht na Seirbhíse Sláinte
Seirbhís Aisíoca Príomhchúraim**

Bealach amach 5 an M50
An Bóthar Thuaidh
Fionnghlas
Baile Átha Cliath 11
D11 XKF3

Guthán: (01) 864 7100
Facs: (01) 834 3589

Ríomhphost: and.pcrs@hse.ie
Láithreán Gréasáin: www.hse.ie

**Health Service Executive
Primary Care Reimbursement Service**

Exit 5 M50
North Road
Finglas
Dublin 11
D11 XKF3

Ph: (01) 864 7100
Fax: (01) 834 3589

Email: and.pcrs@hse.ie
Website: www.hse.ie



Primary Care Reimbursement Service

STATISTICAL ANALYSIS OF CLAIMS AND PAYMENTS
2018

Contents Summary of Statistical Analysis

Page			
3	Introduction		
SCHEMES OVERVIEW			
6	Schemes – Claim Reimbursement and Payment Arrangements		
9	Summary Statement of Activity – 2018		
10	Total Payments and Reimbursements – 2018		
12	Number of Agreements with Contractor Groups		
13	Number of Agreements with Contractor Groups 2009 - 2018		
14	Total Payments to Contractor Groups by CHO 2018		
15	High Tech Wholesaler and Manufacturer Payments 2018		
16	High Tech Trends 2009-2018		
CARDHOLDER SECTION			
18	Number of Eligible Persons per Scheme - 2018		
19	Number of Eligible Persons per Scheme - 2009 -2018		
20	GMS: Summary of Statistical Information for 2014 - 2018		
21	LTI / DP Schemes: Summary of Statistical Information for 2014 - 2018		
GENERAL PRACTITIONER SECTION			
24	Fees and Allowances under Capitation Agreement as at 31st December 2018	27	Fees and Allowances under the Capitation / Fee-Per-Item Agreement as at 31st December 2018
26	Fees and Allowances under the Fee-Per-Item Agreement and Fees under the Immunisation Scheme, Health (Amendment) Act 1996, Opioid Substitution Treatment Scheme and Heartwatch Programme as at 31st December 2018	28	Payments to General Practitioners 2018
		29	Payments to General Practitioners 2009 - 2018
		30	Number of Claims by General Practitioners
		31	Number of Claims by General Practitioners 2009 - 2018
		32	GMS: Payments to General Practitioners
		33	GMS: Number and Cost of Special Items of Service Reimbursed to GPs
		36	Scale of Fees Payable to Participating Pharmacists as at 31st December 2018
		37	Payments to Pharmacists: Claims Reimbursed 2018
		38	Payments to Pharmacists: Claims Reimbursed 2009 - 2018
		39	Average GMS Cost per Pharmacy Item 2009 - 2018
		40	Number of Items Claimed by Pharmacists
		41	Number of Items Claimed by Pharmacists 2009 - 2018
		PHARMACY SECTION	
		DISPENSING DATA SECTION	
		44	HSE - Medicines Management Programme (MMP) - Preferred Drugs
		45	GMS: Major Therapeutic Classification of Drugs, Medicines and Appliances
		46	DPS: Major Therapeutic Classification of Drugs, Medicines and Appliances
		47	LTI: Major Therapeutic Classification of Drugs, Medicines and Appliances
		48	HSE - Medicines Management Programme (MMP) - High Tech Arrangements
		49	High Tech: Major Therapeutic Classification of Drugs and Medicines
		50	GMS: Distribution of Medicines and Appliances by Anatomical Therapeutic Chemical Classification
		55	DPS: Distribution of Medicines and Appliances by Anatomical Therapeutic Chemical Classification
		60	LTI: Distribution of Medicines and Appliances by Anatomical Therapeutic Chemical Classification
		65	HT: Distribution of Medicines by Anatomical Therapeutic Chemical Classification
		DENTAL SECTION	
		70	Scale of Fees Payable under the Dental Treatment Services Scheme as at 31st December 2018
		71	Payments to Dentists: Claims Reimbursed 2018
		72	Payments to Dentists: Claims Reimbursed 2009 - 2018
		73	Number of Dental Treatments Claimed 2018
		74	Number of Dental Treatments Claimed 2009 - 2018
		OPTICAL SECTION	
		76	Scale of Fees Payable under the Health Service Executive Community Ophthalmic Services Scheme
		78	Payments to Optometrists / Ophthalmologists: Claims Reimbursed 2018
		79	Payments to Optometrists / Ophthalmologists: Claims Reimbursed 2009 - 2018
		80	Number of Treatments by Optometrists / Ophthalmologists
		81	Number of Treatments by Optometrists / Ophthalmologists 2009 - 2018

Introduction

The Primary Care Reimbursement Service (PCRS) is responsible for reimbursing GPs, Dentists, Pharmacists, Optometrists/Ophthalmologists and other contractors who provide free or reduced-cost services to the public across a range of community health schemes. These schemes form the infrastructure through which the HSE delivers a significant proportion of primary care to the public. In total, 3.6 million people were registered for primary care schemes in 2018.

This year the statistical report of claims and payments is much reduced as many of the tables that appeared in previous reports have now been made available online. Visit www.hsepcrs.ie and choose "PCRS Publications" to access the full range of reports which are updated on a monthly basis.

The online Medical Card application offering to the public (www.medicalcard.ie) has proved hugely beneficial and since November 2018, applications for the Drugs Payment Scheme card can also be made online (www.mydps.ie). The online submission of claims by practitioners and the electronic ordering of High Tech drugs are further steps towards automating our processes.

Altogether, in 2018 PCRS made total payments and reimbursements of €2.9 billion to approximately 7,000 contractors under the GMS, Drugs Payment, Dental Treatment, Long Term Illness and Community Ophthalmic Schemes and in relation to High Tech and other arrangements.

As at 31st Dec 2018, 2,068,378 or 43.4% of the population had medical card or GP visit card eligibility. Free GP care for Carers in receipt of Carer's Allowance or Carer's Benefit was introduced on 1st Sept 2018 and over 3,000 Carers were newly registered by the end of the year.

On behalf of the HSE, I would like to thank all of our clients and contractors for their co-operation throughout 2018 and I look forward to working with you to continue to improve all of the services we provide into the future.

I would also like to take this opportunity to thank the staff in the Primary Care Reimbursement Service involved in the continued delivery of day to day services, for their contribution and commitment to the delivery of these vital support services to the public.

Anne Marie Hoey
Assistant National Director
Primary Care Reimbursement Service





SCHEMES

OVERVIEW

Schemes – Claim Reimbursement and Payment Arrangements

During 2018, HSE Primary Care Reimbursement Service reimbursed claims and made payments to General Practitioners (GPs), Community Pharmacists, Dentists and Optometrists/Ophthalmologists totalling €2,908.29m, in respect of medical card and national primary care schemes.

Claim data is processed and reimbursements are made by the Primary Care Reimbursement Service under the following Schemes:

General Medical Services (GMS)

Persons who are unable without undue hardship to arrange general practitioner medical and surgical services for themselves and their dependants are eligible for the GMS Scheme. Drugs, medicines and appliances approved under the Scheme are provided through Community Pharmacists. In most cases the GP gives a completed prescription form to an eligible person, who takes it to any Pharmacy that has an agreement with the Health Service Executive to dispense drugs, medicines and appliances on presentation of GMS prescription forms. In rural areas a small number of GPs hold contracts to dispense drugs and medications to GMS cardholders who opt to have their medicines dispensed by him/her directly.

All GMS claims are processed and paid by the Primary Care Reimbursement Service. Since the 1st October 2010, an eligible person who is supplied a drug, medicine or medical or surgical appliance on the prescription of a Registered Medical Practitioner, Registered Dentist or Registered Nurse Prescriber, was charged a prescription charge by the Community Pharmacy.

From 1st March 2017, the prescription charge for persons aged 70 & over, and their dependents, was reduced from €2.50 to €2.00 per item and the monthly cap for prescription charges decreased from €25.00 to €20.00 for this cohort.

From 1st January 2018, the prescription charge for persons and their dependents was reduced from €2.50 to €2.00 per item and the monthly cap for prescription charges decreased from €25.00 to €20.00.

The prescription charge is recouped by the HSE from the Pharmacist.

General Practitioner Visit Card (GPVC)

The GP Visit Card was introduced for people in Ireland who are not eligible for a GMS medical card, to obtain GP services free of charge. GP Visit Cards are provided to eligible individuals and families who meet the qualifying criteria. All applications for GP Visit Cards and associated GP claims are processed and reimbursed by the Primary Care Reimbursement Service. From 1st July 2015, all children under 6 years of age were eligible to obtain GP services free of charge. From 5th August 2015, all persons over 70 years of age were eligible to obtain GP services free of charge.

Medical cards for children with Domiciliary Care Allowance (DCA) eligibility

The Health (Amendment) Act 2017 provides for the granting of full medical card eligibility to children in respect of whom a Domiciliary Care Allowance (DCA) is payable. The Minister for Health announced that, with effect from 1st June 2017, such children aged under 16 years who do not already have full eligibility will be eligible to receive a medical card.

Medical cards for children with cancer

From 1st July 2015, following a recommendation of the Clinical Advisory Group, the HSE extended medical card eligibility to all children under the age of 18 years with a diagnosis of cancer.

GP Visit Card for persons in receipt of Carer's Allowance or Carer's Benefit

The Health (General Practitioner Service) Act 2018 provides for the granting of eligibility for GP services without charge to all those in receipt of full, or half-rate, Carer's Allowance or Carer's Benefit. From 1st September 2018, all persons in receipt of Carer's Allowance or Carer's Benefit were eligible to obtain GP services free of charge.

Dental Treatment Services Scheme (DTSS)

Under the Dental Treatment Services Scheme GMS eligible adults have access to a range of treatments and clinical procedures comprised of Routine Treatments and Full Upper and Lower Dentures. Routine Treatments are available for all eligible persons. Dentists may also prescribe a range of medicines, as part of their treatment, to eligible persons.

HSE Community Ophthalmic Services Scheme (HSE-COSS)

Under the Health Service Executive Community Ophthalmic Services Scheme, adult medical card holders and their dependants are entitled, free of charge, to eye examinations and necessary spectacles/appliances. Claims by Optometrists/Ophthalmologists are paid by the Primary Care Reimbursement Service. Claims for spectacles provided under the Children's Scheme are also paid by the Primary Care Reimbursement Service.

Schemes – Claim Reimbursement and Payment Arrangements continued

Drugs Payment Scheme (DPS)

The Drugs Payment Scheme (DPS) provides for payment to the Pharmacist for the supply of medicines to individuals and families where the threshold of €134, effective from 1st January 2018, has been exceeded in a calendar month. In order to avail of the Drugs Payment Scheme a person or family must register for the Scheme with the HSE PCRS. Drugs, medicines and appliances currently reimbursable under the Scheme are listed on the HSE website. Other items which were reimbursable under the Drug Cost Subsidisation Scheme and Refund of Drugs Scheme continue, in certain circumstances, to be reimbursable under the Drugs Payment Scheme.

Long Term Illness Scheme (LTI)

On approval by the Health Service Executive, persons who suffer from one or more of a schedule of illnesses are entitled to obtain, without charge, irrespective of income, necessary drugs/medicines and/or appliances under the LTI Scheme.

European Economic Area (EEA)

Residents from one of the other states of the European Economic Area, with established eligibility, who require emergency general practitioner services while on a temporary visit to the State are entitled to receive from a General Practitioner a GMS prescription form for necessary medication and to have such medication dispensed in a Pharmacy that has entered into an agreement with the Health Service Executive within the State.

High Tech Arrangements (HT)

Arrangements are in place for the supply and dispensing of High Tech medicines through Community Pharmacists. Such medicines are generally only prescribed or initiated in hospital and would include items such as anti-rejection drugs for transplant patients or medicines used in conjunction with chemotherapy or hormonal therapy. The medicines are purchased by the Health Service Executive and supplied through Community Pharmacists for which Pharmacists are paid a patient care fee. The cost of the medicines and patient care fees are paid by the Primary Care Reimbursement Service.

High Tech Hub Ordering and Management System

In December 2017 PCRS introduced a new High Tech medicines ordering and management hub. This is an online system in which Hospital Consultants and prescribers can register patients for High Tech medicines and can prepare and print prescriptions for those patients. Pharmacists can view and order High Tech medicines from suppliers and manufacturers through the High Tech hub.

In turn, suppliers can accept and arrange for the delivery of ordered medicines to Community Pharmacists.

Primary Childhood Immunisation Scheme

A National Primary Childhood Immunisation Scheme provides for immunisation of the total child population with the aim of eliminating, as far as possible, such conditions as Diphtheria, Polio, Measles, Mumps, Rubella and more recently Meningococcal C Meningitis. Payments to GPs under this Scheme are made by the Primary Care Reimbursement Service.

Health (Amendment) Act 1996

Under the Health (Amendment) Act 1996 certain health services are made available without charge to persons who have contracted Hepatitis C directly or indirectly from the use of Human Immunoglobulin - Anti D or the receipt within the State of another blood product or blood transfusion. GP services, pharmaceutical services, dental services and optometric/ophthalmic services provided under the Act are paid for by the Primary Care Reimbursement Service.

Opioid Substitution Treatment Scheme

Methadone and Medicinal Products containing Buprenorphine are prescribed by Doctors and dispensed by Pharmacists for approved clients under the Opioid Substitution Treatment Scheme - capitation fees payable to participating GPs and Community Pharmacists and claims by Pharmacists for the ingredient cost of the Methadone and Medicinal Products containing Buprenorphine dispensed and the associated dispensing fees are processed and paid by the Primary Care Reimbursement Service.

Immunisations for GMS Eligible Persons

Agreement was reached between the Department of Health and the Irish Medical Organisation on fee rates to be applied to certain immunisations for GMS eligible persons. The immunisations encompassed by the agreement are - Pneumococcal, Influenza, Hepatitis B and the combined Pneumococcal /Influenza.

Schemes – Claim Reimbursement and Payment Arrangements continued

Discretionary Hardship Arrangements

Medical Card patients, for whom Non GMS reimbursable items have been prescribed, may make application to the HSE Community Healthcare Organisation (CHO) for approval to have such items dispensed by a Community Pharmacist. Previously, the CHO reimbursed Community Pharmacists directly in respect of such prescribed items. In July 2009 reimbursement for these items transferred to the Primary Care Reimbursement Service.

Centralised reimbursement of selected high cost drugs administered or dispensed to patients in hospitals

The HSE commenced the centralised reimbursement of selected Oncology and Hepatitis C drugs.

The National Cancer Control Programme (NCCP) established the National Cancer Drug Management Programme to develop and improve the care provided to patients receiving treatment with oncology drugs. A national management system for cancer drugs was set up within the PCRS to facilitate centralised reimbursement and data capture of selected high-cost oncology drugs. This allows national oversight of the expenditure on high-cost oncology drugs in line with approved indications, improved service planning and budgetary projections and a national approach to provision of oncology drugs.

The Hepatitis C drugs are dispensed to patients in the designated adult hepatology units.

Centralised reimbursement of Outpatient Parenteral Antimicrobial Therapy (OPAT)

The HSE commenced the centralised reimbursement of Outpatient Parenteral Antimicrobial Therapy (OPAT) drugs, medicines and appliances administered by healthcare professionals or self-administered by patients in the community.

Redress for Women Resident in Certain Institutions

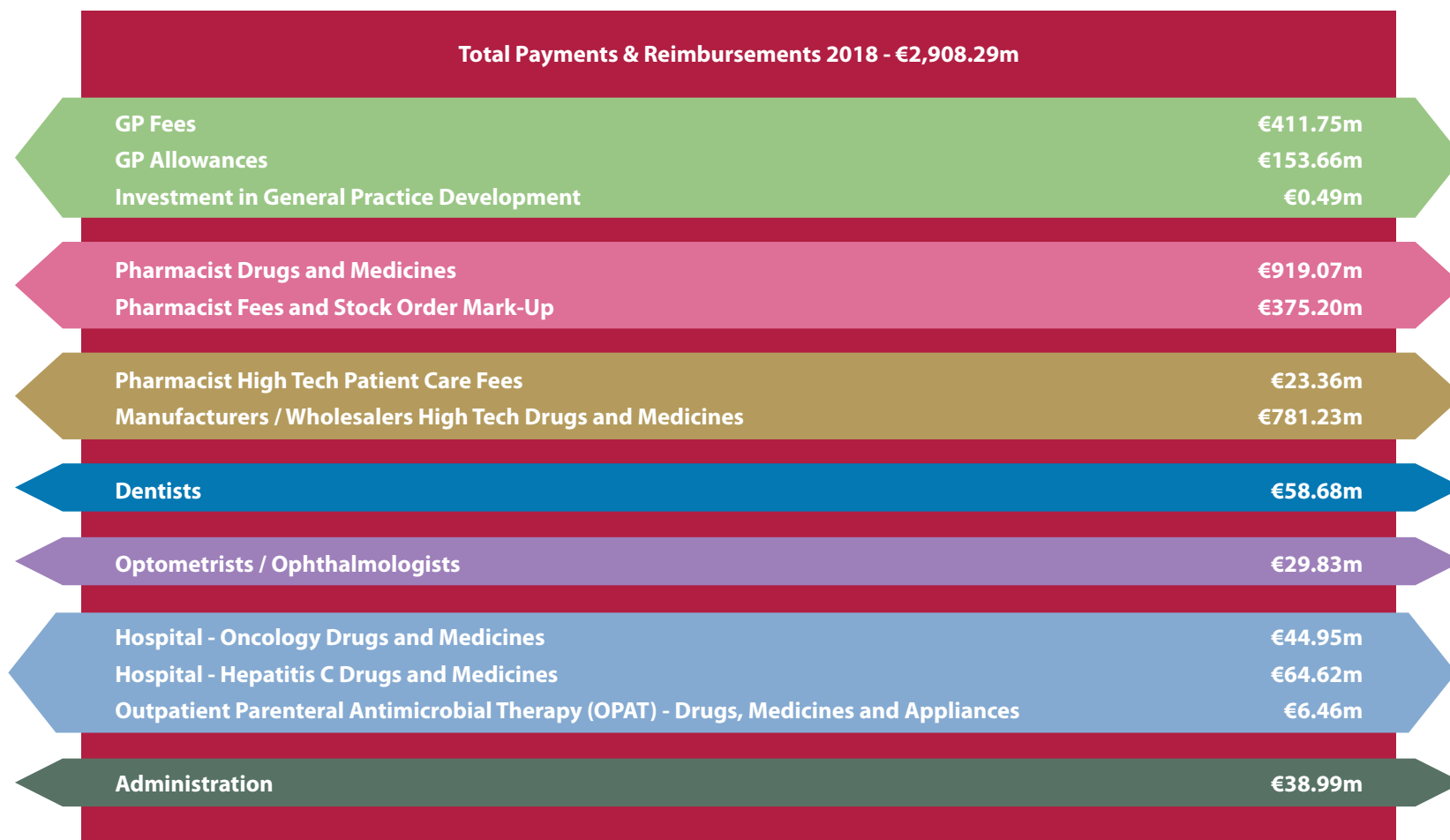
Under the Redress for Women Resident in Certain Institutions Act 2015, it was provided that the Health Service Executive (HSE) would make available specified services to women eligible for the Restorative Justice Scheme, administered by the Department of Justice and Equality. Services include General Practitioner services, drugs, medicines and medical and surgical appliances, dental, ophthalmic and aural services, home nursing service, home support service, chiropody services, physiotherapy services, and a counselling service. Card holders are not required to pay any prescription fees.

Summary Statement of Activity - 2018

- Payments and reimbursements during 2018 were approximately €2,908.29m.
- Claim data is processed and reimbursements are made by the HSE PCRS under the following Schemes:
 - General Medical Services (GMS);
 - Drugs Payment Scheme (DPS);
 - Long Term Illness (LTI);
 - Dental Treatment Services Scheme (DTSS);
 - European Economic Area (EEA);
 - High Tech Arrangements (HT);
 - Primary Childhood Immunisation;
 - Health (Amendment) Act 1996;
 - Opioid Substitution Treatment Scheme;
 - Health Service Executive Community Ophthalmic Services Scheme (HSE-COSS).
- Total fees and allowances of €565.41m were paid to GPs.
- Over 77m prescription items were paid for by the PCRS – an increase of over 1.78m items on 2017.
- A total of €93.55m was paid in prescription charges in 2018.
- Total fees of €375.20m were paid to Pharmacists.
- Payments to Pharmacists totalled €1,317.63m:
 - GMS: Prescriptions €960.19m, Stock Order Forms €6.16m;
 - DPS €67.36m;
 - LTI €242.69m;
 - EEA €0.82m;
 - The Health (Amendment) Act 1996, Opioid Substitution Treatment Scheme, DTSS prescriptions, and Pharmacy Training Grants €16.18m;
 - Patient Care Fees of €23.36m were paid to pharmacists under High Tech Arrangements;
 - Influenza Vaccination Scheme €0.87m.
 - Payments to Manufacturers/Wholesalers of High Tech drugs and medicines totalled €781.23m.
- Payments to Dentists under the DTSS totalled €58.68m.
- Payments to Optometrists/Ophthalmologists under the HSE-COSS totalled €29.83m.
- Centralised reimbursement of certain approved high cost Oncology, Hepatitis C drugs and medicines and Outpatient Parenteral Antimicrobial Therapy (OPAT) drugs, medicines and appliances totalled €116.03m.
- Administration costs were €38.99m.

Note: The figures detailed above have been rounded for reporting purposes.

Total Payments and Reimbursements – 2018



The figures detailed above have been rounded for reporting purposes.

Total Payments and Reimbursements – 2018 continued

- Fees paid to GPs include €8.17m in respect of the Primary Childhood Immunisation Scheme, €0.19m in respect of the Health (Amendment) Act 1996 and €7.97m in respect of the Opioid Substitution Treatment Scheme.
- Payments to Pharmacists include €1.42m in respect of drugs/medicines dispensed under the Health (Amendment) Act 1996, €13.45m in respect of the Opioid Substitution Treatment Scheme, €0.47m in respect of Pharmacy Training Grants, €0.84m in respect of DTSS prescriptions and €0.87m in respect of the Influenza Vaccination Scheme.
- Fees paid to Pharmacists include €75.70m in respect of the phased dispensing of a reimbursable item based on one of the reasons specified under the agreement between the Department of Health and Children and the Irish Pharmaceutical Union.
- Payments to Optometrists/Ophthalmologists include €2.26m in respect of Optical Services for Children, €0.46m in respect of Optical Services for Teenagers and €0.12m in respect of treatments under the Health (Amendment) Act 1996.
- The corresponding figures for 2017 are:
 - Total payments and reimbursements €2,748.70m.
 - GP Fees €398.91m and GP Allowances €152.66m.
 - Phased Fees €84.43m.
 - Investment in General Practice Development €0.57m.
 - Pharmacy Drugs and Medicines €915.24m, Fees and Stock Order Mark-Up €376.96m.
 - Payments to Dentists under the DTSS €63.37m.
 - Payments to Optometrists/Ophthalmologists under the COSS €32.71m.
 - High Tech Arrangements – Payment to wholesalers €664.22m which includes a deduction related to returned stock and patient care fees paid to pharmacists of €20.95m.
 - Hospital Oncology Drugs €29.00m.
 - Hospital Hepatitis C Drugs €53.78m.
 - Outpatient Parenteral Antimicrobial Therapy (OPAT) €6.40m.
 - Administration costs were €33.93m.

The figures detailed above have been rounded for reporting purposes.

Number of Agreements with Contractor Groups

General Practitioners 2,921

Pharmacists 1,870

Dentists 1,644

Optometrists 608

The number of agreements between the Health Service Executive and General Practitioners for the provision of services to GMS cardholders reflects the policy position agreed between the Department of Health and the Irish Medical Organisation on entry to the GMS Scheme. At December 2018 there were 2,921 agreements.

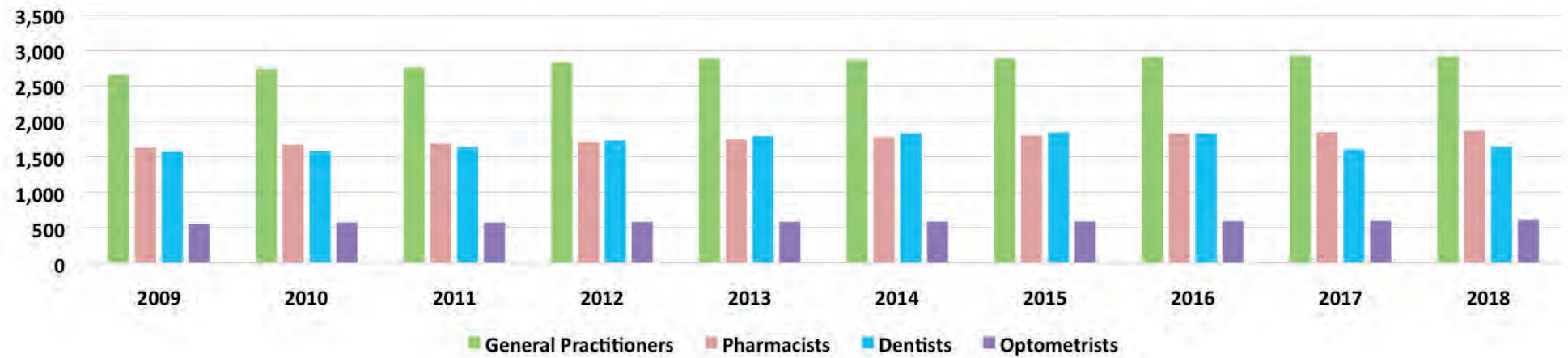
Number of Agreements as at 31st December 2018

Community Healthcare Organisation	General Practitioners	Pharmacists	Dentists	Optometrists
CHO Area 1	233	169	155	64
CHO Area 2	316	198	182	74
CHO Area 3	246	156	108	48
CHO Area 4	473	273	337	75
CHO Area 5	289	210	185	65
CHO Area 6	281	160	102	54
CHO Area 7	374	241	227	86
CHO Area 8	337	246	162	79
CHO Area 9	372	217	186	63
National	2,921	1,870	1,644	608

Note: Included in the table above are the following:

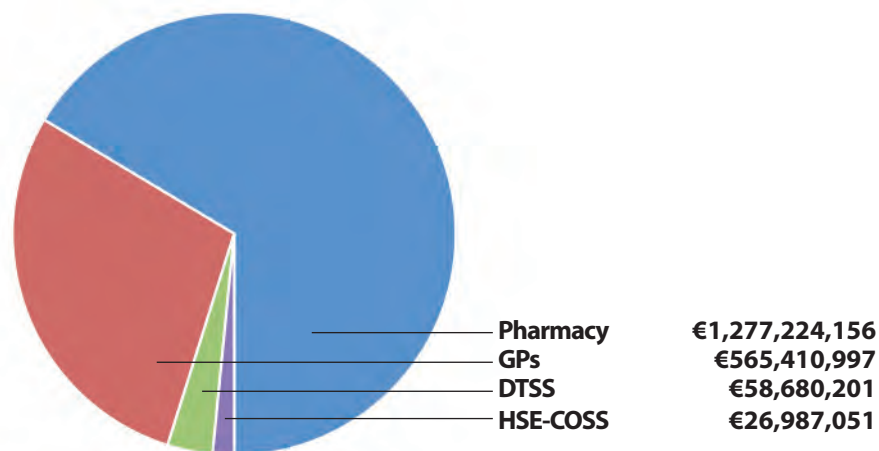
- (i) 430 GPs not contracted to the GMS Scheme who are registered to provide services under the Primary Childhood Immunisation Scheme, the Health (Amendment) Act 1996, Heartwatch, Opioid Substitution Treatment Scheme and National Cancer Screening Service.
- (ii) 11 Pharmacists who are registered to provide services under non GMS Schemes.
- (iii) 158 Dentists employed by the HSE who provide services under the Dental Treatment Services Scheme.
- (iv) 28 Clinical Dental Technicians.

Number of Agreements with Contractor Groups 2009 - 2018



Year	General Practitioners	Pharmacists	Dentists	Optometrists
2009	2,663	1,630	1,570	555
2010	2,740	1,671	1,582	574
2011	2,758	1,690	1,639	573
2012	2,832	1,713	1,730	580
2013	2,888	1,744	1,790	582
2014	2,870	1,778	1,827	586
2015	2,889	1,801	1,847	587
2016	2,914	1,830	1,831	593
2017	2,928	1,849	1,604	595
2018	2,921	1,870	1,644	608

Total Payments to Contractor Groups by CHO 2018



Community Healthcare Organisation	*GPs	**Pharmacy	***DTSS	HSE-COSS
CHO Area 1	€52,346,356	€116,533,009	€6,454,835	€2,846,375
CHO Area 2	€61,647,353	€135,308,205	€5,870,869	€2,943,272
CHO Area 3	€50,038,523	€111,813,121	€4,981,140	€2,366,591
CHO Area 4	€90,223,911	€194,571,964	€9,281,021	€3,720,985
CHO Area 5	€70,843,273	€160,701,880	€8,542,808	€3,927,729
CHO Area 6	€42,407,222	€82,294,749	€2,850,707	€1,673,728
CHO Area 7	€64,576,443	€164,501,498	€7,008,502	€3,505,114
CHO Area 8	€72,328,367	€164,649,684	€7,742,156	€3,598,170
CHO Area 9	€60,999,549	€146,850,046	€5,948,163	€2,405,087
National	€565,410,997	€1,277,224,156	€58,680,201	€26,987,051
Corresponding figures for 2017	€551,575,350	€1,274,716,074	€63,369,808	€29,892,456

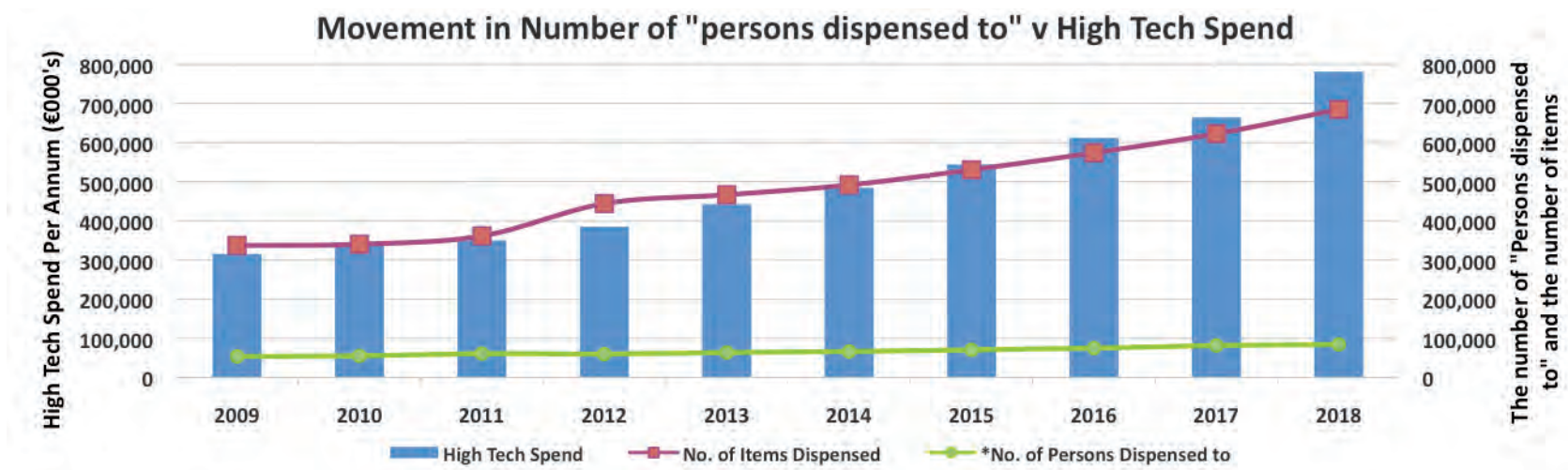
Note: (i) *GP figures include GMS and non GMS GPs.
(ii) **Pharmacy figures include GMS, Stock, DPS, LTI and EEA claims.
(iii) ***Dental figures include HAA claims since 2017.

High Tech Wholesaler and Manufacturer Payments 2018

Company	Amount Paid
Uniphar Group (Dublin)	€384,845,314
United Drug Wholesale	
- United Drug Wholesale (Dublin)	€117,482,871
- United Drug Wholesale (Limerick)	€58,423,447
- United Drug Wholesale (Ballina)	€39,194,598
Pfizer Healthcare Ireland	€75,323,538
Vertex Pharmaceuticals (Ireland) Limited	€64,000,000
Astellas Pharma Ireland	€18,185,058
HE Clissmann	€4,844,423
PCO Manufacturing	€4,361,281
Xentra Pharm Limited	€4,316,620
Gilead Sciences, Inc	€3,804,872
Novo Nordisk	€2,123,768
GlaxoSmithKline (Ireland) Limited	€1,348,236
Merit Pharmaceuticals	€707,973
Incyte Biosciences	€580,920
Imed	€539,561
Raptor/ Horizon	€348,771
Temperature Controlled Products	€266,683
Eurodrug	€200,447
AllPhar Services	€151,197
Clonmel Healthcare Ltd	€101,076
Galway Drug Company Ltd	€83,710
Total for 2018	€781,234,364
Total for 2017	€664,215,525

Note: The figures in the above table relate to payments made to Wholesalers and Manufacturers of High Tech Drugs and Medicines in 2018.

High Tech Trends 2009 - 2018



The graph illustrates how the increase in the number of people dispensed to has impacted on the High Tech spend over a 10 year period 2009 - 2018.

Year	High Tech Spend	No. of Items Dispensed	*No. of Persons Dispensed to
2009	315,355,866	336,996	53,515
2010	345,758,331	340,138	54,974
2011	350,181,003	361,419	60,888
2012	385,035,723	443,981	59,276
2013	442,271,580	466,485	63,701
2014	484,706,257	491,678	66,264
2015	544,185,172	530,368	70,321
2016	611,737,633	573,867	74,877
2017	664,215,525	622,596	81,580
2018	781,234,364	684,582	84,109

* Based on data available from claims submitted by Pharmacists.

CARDHOLDER SECTION

MEDICAL CARD

 **Feidhmeannacht na Seirbhíse Sláinte**
Health Service Executive

NAME

GMS NUMBER

PPSN

DOCTOR NAME

GENDER

VALID TO

DOB

PANEL No.

TYPE

Number of Eligible Persons per Scheme - 2018

GMS 1,565,049	GPVC 503,329	DPS 1,290,634	LTI 281,075
<p>Persons who are unable without undue hardship to arrange General Practitioner medical and surgical services plus dental and ophthalmic services for themselves and their dependants are provided with such services under the GMS Scheme. Since 1st October 2010, a person who is supplied by a Community Pharmacy Contractor with a drug, medicine or surgical appliance on the prescription of a Registered Medical Practitioner, Registered Dentist or Registered Nurse Prescriber is charged a prescription charge, currently (1st January 2018) €2.00 per item subject to a limit of €20.00 per family per month and this charge is recouped from payment to the Pharmacist. An eligible Person is entitled to select a GP of his/her choice, from among those GPs who have entered into agreements with the Health Service Executive. Drugs, medicines and appliances prescribed by participating GPs for their GMS patients are provided through Community Pharmacies. Dental and ophthalmic services are provided by Dentists and Optometrists/Ophthalmologists who have contracted with the Health Services Executive. GMS prescription forms may be dispensed in any Pharmacy that has an agreement with the Health Service Executive to dispense GMS prescription forms.</p>		<p>In rural areas, where a GP has a centre of practice three miles or more from the nearest Community Pharmacy participating in the Scheme, the GP dispenses for those persons served from the centre who opt to have their medicines dispensed by him/her. The number of eligible GMS persons at year end included 16,356 persons who were entitled and had opted to have their medicines dispensed by their GPs.</p>	
		<p>Under the terms of the Drugs Payment Scheme, persons who do not have a medical card may apply for a Drugs Payment Scheme card on an individual or family unit basis. Prescribed medicines, which are reimbursable under the GMS Scheme, costing in excess of a specified amount per month, €134 during 2018, per family, is claimed by the Pharmacy and is paid by the Primary Care Reimbursement Service.</p>	
		<p>On approval by the Health Service Executive, persons who suffer from one or more of a schedule of illnesses are entitled to obtain, without charge, irrespective of income, necessary drugs/medicines and/or appliances under the LTI Scheme. The Primary Care Reimbursement Service makes payments on behalf of the Health Service Executive for LTI claims submitted by Pharmacies.</p>	

Figures as at 31st December 2018

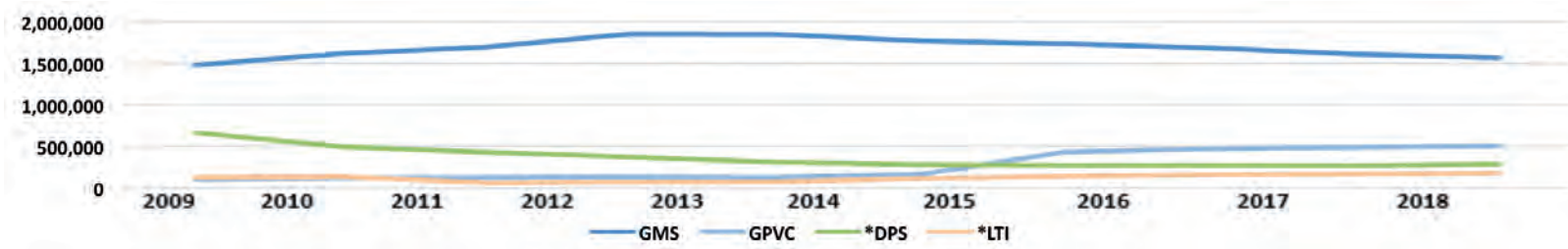
Community Healthcare Organisation	GMS	GPVC	*DPS	*LTI
CHO Area 1	163,070	39,835	16,332	15,602
CHO Area 2	165,347	47,137	26,614	15,636
CHO Area 3	137,693	39,837	23,989	15,326
CHO Area 4	225,003	77,006	49,837	25,647
CHO Area 5	199,736	53,646	28,902	22,201
CHO Area 6	79,158	53,453	30,864	13,760
CHO Area 7	204,597	65,910	39,294	24,371
CHO Area 8	218,774	64,187	34,565	24,099
CHO Area 9	171,671	62,318	35,202	20,839
National	1,565,049	503,329	285,599	177,481
** % of Population	32.87%	10.57%	6.00%	3.73%

GMS - General Medical Services Scheme. **GPVC** - GP Visit Card Scheme. **DPS** - Drugs Payment Scheme. **LTI** - Long Term Illness Scheme.

*The DPS and LTI figures shown refer to the number of eligible patients for whom claims were submitted to PCRS by pharmacies.

**National population figures are based on the Census figures for 2016.

Number of Eligible Persons per Scheme 2009 - 2018



Figures as at 31st December

Year	GMS	GPVC	*DPS	*LTI
2009	1,478,560	98,325	663,127	127,636
2010	1,615,809	117,423	494,550	134,926
2011	1,694,063	125,657	429,102	59,274
2012	1,853,877	131,102	370,791	69,513
2013	1,849,380	125,426	308,357	71,926
2014	1,768,700	159,576	278,227	111,940
2015	1,734,853	431,306	269,930	138,415
2016	1,683,792	470,505	270,525	153,446
2017	1,609,820	487,510	265,891	166,818
2018	1,565,049	503,329	285,599	177,481

GMS - General Medical Services Scheme. **GPVC** - GP Visit Card Scheme. **DPS** - Drugs Payment Scheme. **LTI** - Long Term Illness Scheme.

*The DPS and LTI figures shown refer to the number of eligible patients for whom claims were submitted to PCRS by pharmacies.

GMS: Summary of Statistical Information for 2014 - 2018

Year ended December:-	2018	2017	2016	2015	2014	Year ended December:-	2018	2017	2016	2015	2014
(i) Number of Eligible Persons in December	2,068,378	2,097,330	2,154,297	2,166,159	1,928,276	Number of GP Contracts	2,921	2,928	2,914	2,889	2,870
						Number of Pharmacist Contracts	1,870	1,849	1,830	1,801	1,778
General Practitioners	(000's)	(000's)	(000's)	(000's)	(000's)		(000's)	(000's)	(000's)	(000's)	(000's)
Total Payments	€531,631	€522,375	€515,166	€460,973	€424,646	Total Cost of Stock Orders	€ 6,165	€ 6,529	€ 6,553	€ 7,168	€ 7,731
(ii) Avg. Payment to GPs per Eligible Person	€257.03	€249.07	€252.12	€226.07	€235.06	Ingredient Cost	€ 4,663	€ 4,980	€ 5,023	€ 5,514	€ 5,991
Pharmacists	(000's)	(000's)	(000's)	(000's)	(000's)	Pharmacy Fees	€ 933	€ 996	€ 1,005	€ 1,104	€ 1,199
Total Cost of Prescriptions	€ 960,185	€ 983,304	€ 1,026,737	€ 1,047,136	€ 1,111,214	VAT	€ 569	€ 553	€ 525	€ 550	€ 541
Ingredient Cost	€ 621,634	€ 635,268	€ 673,260	€ 695,478	€ 756,825	Overall Cost of Drugs and Medicines	€ 966,350	€ 989,833	€ 1,033,290	€ 1,054,304	€ 1,118,945
Dispensing Fee	€ 309,306	€ 314,685	€ 318,580	€ 316,374	€ 317,861	(iii) Avg. Payment to Pharmacists per Eligible Person	€ 679.40	€ 677.16	€ 671.44	€ 673.33	€ 677.39
VAT	€ 29,245	€ 33,351	€ 34,897	€ 35,284	€ 36,528	*Overall Payments	€1,497,981	€1,512,208	€1,548,456	€1,515,277	€1,543,591
Number of Forms	18,949	18,979	19,244	19,011	19,351						
Number of Items	59,218	58,595	58,683	57,973	59,407						
Avg. Cost per Form	€ 50.67	€ 51.81	€ 53.35	€ 55.08	€ 57.43						
Avg. Cost per Item	€ 16.21	€ 16.78	€ 17.50	€ 18.06	€ 18.71						
Avg. Ingredient Cost per Item	€ 10.50	€ 10.84	€ 11.47	€ 12.00	€ 12.74						
Avg. Items per Form	3.13	3.09	3.05	3.05	3.07						

Note: (i) Number of eligible persons in 2018 includes the number of eligible persons with Medical Cards and GP Visit Cards.
(ii) Average payment to GPs is inclusive of GP Visit card costs and exclusive of superannuation paid to retired DMOs.
(iii) Average pharmacy payment per person is calculated on the number of persons who availed of services during 2018. The number of persons who availed of services in 2018 was 1,422,350.
(iv) Overall payment per eligible person is based on the number of persons who availed of services during 2018.
(v) *Overall Payments includes payments made under Discretionary Hardship Arrangements.

LTI / DP Schemes: Summary of Statistical Information for 2014 - 2018

Year ended December:-	2018	2017	2016	2015	2014	Year ended December:-	2018	2017	2016	2015	2014
LTI Scheme						DP Scheme					
						Number of Eligible Persons in December	1,290,634	1,258,531	1,272,771	1,301,952	1,332,816
*Number of Claimants	177,481	166,818	153,446	138,415	111,940	*Number of Claimants	285,599	265,891	270,525	269,930	278,227
	(000's)	(000's)	(000's)	(000's)	(000's)		(000's)	(000's)	(000's)	(000's)	(000's)
Number of Items	8,936	8,305	7,594	6,759	4,697	Number of Items	7,633	7,135	7,204	7,159	7,007
Total Cost	€242,694	€221,904	€207,445	€189,484	€139,191	Gross Cost	€157,050	€148,335	€153,670	€155,869	€156,272
Avg. Cost per Item	€27.16	€26.72	€27.32	€28.03	€29.64	**Net Cost	€67,363	€62,095	€65,300	€67,109	€67,534
*Avg. Cost per Claimant	€1,367.44	€1,330.21	€1,351.91	€1,368.95	€1,243.45	Avg. Gross Cost per Item	€20.57	€20.79	€21.33	€21.77	€22.30
						*Avg. Net Cost per Claimant	€235.87	€233.53	€241.38	€248.61	€242.73

Note: (i) *These figures are based on the number of eligible persons who availed of services under each Scheme.

(ii) ** The Net Cost is inclusive of claims below the monthly co-payment of €134 (2018) payable to the Pharmacy by an individual or family.





GENERAL PRACTITIONER SECTION

Fees and Allowances under Capitation Agreement as at 31st December 2018

Ages	Male €	Female €
Under 5 Years	74.59	72.76
5 - 15	43.29	43.79
16 - 44	55.26	90.37
45 - 64	110.38	121.29
65 - 69	116.28	129.72

The Capitation rate is €125 for GPs who hold a contract for children under 6.

The above rates are exclusive of Supplementary Out-of-Hours Fee of €3.64.

The Capitation rate is €271.62 per annum for persons aged 70 years and over in the community issued with a medical card.

A Capitation rate of €434.15 per annum will apply to anyone aged 70 years and over in a private nursing home (approved by the Health Service Executive) for a continuous period in excess of five weeks.

Out-of-Hours Payment	
Surgery (6 p.m. - 8 a.m.)	€41.63
Surgery (8 - 9 a.m. and 5 - 6 p.m.)	€13.88
Domiciliary	€41.63
Additional Fee (Surgery or Domiciliary)	€13.88

Special Items of Service		
A	Excisions / Cryotherapy / Diathermy of Skin Lesions	€24.80
AB	Long Acting Reversible Contraceptive (LARC)	€70.00
AC	Removal Long Acting Reversible Contraceptive (LARC)	€50.00
AD	24 Hour Ambulatory Blood Pressure Monitoring	€60.00
AE	Cervical Screening Consultation	€50.00
B	Suturing of cuts and lacerations	€50.00
C	Draining of Hydroceles	€24.80
D	Treatment and Plugging of Dental and Nasal Haemorrhages	€24.80
F	ECG Tests and their Interpretation	€24.80
H	Removal of adherent foreign bodies from the conjunctival surface of the eye	€24.80
J	Removal of lodged or impacted foreign bodies from the ear, nose and throat	€24.80
K	Nebuliser treatment in the case of acute asthma attack	€37.21
L	Bladder Catheterization	€60.00
M	Attendance at case conferences (where authorised by the HSE)	€62.02
R	Pneumococcal Vaccination	€28.50
S	Influenza Vaccination	€15.00
T	Pneumococcal / Influenza Vaccinations	€42.75
U	Hepatitis B Vaccination	€142.57
V	H1N1 Vaccination	€10.00

Fees and Allowances under Capitation Agreement as at 31st December 2018 continued

Temporary Residents/EEA Visitors/Emergency	
Surgery	€40.94
Domiciliary	€40.94
Fee for Second Medical Opinion	€26.46
Rural Practice Allowance	
Rural Practice Allowance Per Annum	€16,216.07
Rural Practice Support Framework Allowance Per Annum, where there is one or no other practice unit in the area	€20,000.00
Rural Practice Support Framework Allowance Per Annum, where there are two practice units in the area however, one or both practice units is not in receipt of Rural Practice Allowance	€10,000.00
Opt-in GP (dispensing doctor)	€38.03
Pilot GP (dispensing doctor)	€43.88
Continuous GP (dispensing doctor)	€12.48
Practice Support	
Allowance for Practice Secretary up to a maximum Per Annum of:	€24,068.99
Allowance for Practice Nurse up to a maximum Per Annum of:	€37,822.72
Allowance for Practice Manager up to a maximum Per Annum of:	€30,945.86
Contributions to Locum Expenses (Subject to the conditions of the Agreement)	
Annual Leave	Up to a maximum of €1,380.65 per week
Sick Leave	Up to a maximum of €1,380.65 per week
Study Leave	Up to a maximum of €197.24 per day
Adoptive Leave	
Maternity Leave	
Paternity Leave	
Contributions to Medical Indemnity Insurance	
Calculation of contributions related to GMS panel numbers and net premium	
Asylum Seekers	
A once off superannuable registration fee of €173.69 per patient is payable to GPs in respect of patients on their GMS panel who are seeking asylum in Ireland	

Fees and Allowances under the Fee-Per-Item Agreement and Fees under the Immunisation Scheme, Health (Amendment) Act 1996, Opioid Substitution Treatment Scheme and Heartwatch Programme as at 31st December 2018

GP Surgery Consultations		Special Items of Service		
Day	Normal Hours	€11.87	AE Cervical Screening Consultation	€50.00
Late	Outside Normal Hours other than (Night)	€16.88	F Suturing of cuts and lacerations	€22.43
Night	Midnight to 8:00 a.m.	€33.38	G Treatment and Plugging of Dental and Nasal Haemorrhages	€22.43
Domiciliary Consultations			H Draining of Hydroceles	€22.43
Day		€17.51	J Recognized Vein Treatment	€22.43
Late		€22.93	K Excisions / Cryotherapy / Diathermy of Skin Lesions	€22.43
Night		€44.96	M ECG Tests and their Interpretation	€22.43
Temporary Residents/EEA Visitors/Emergency			N Instruction in the fitting of a diaphragm	€22.43
Surgery		€40.94	R Pneumococcal Vaccination	€28.50
Domiciliary		€40.94	S Influenza Vaccination	€15.00
Rural Practice Allowance			T Pneumococcal / Influenza Vaccinations	€42.75
Per Annum		€7,042.91	U Hepatitis B Vaccination	€142.57
Locum and Practice Expense Allowance			V H1N1 Vaccination	€10.00
Per Annum		€1,371.06	Immunisation Fees	
Sessional Rate - Homes for the Aged			Registration of child with a GP	€37.78
Per 3 Hour Session		€73.18	6 in one Vaccine	€206.31
			95% uptake bonus	€60.63
			Health (Amendment) Act 1996	
			Surgery Fee	€30.53
			Domiciliary Fee	€40.27
			Opioid Substitution Treatment Scheme	
			Level 1 Contractor	€159.97
			Level 2 Contractor	€176.43
			Heartwatch Programme	
			Heartwatch Programme	€39.31

Fees and Allowances under the Capitation / Fee-Per-Item Agreement as at 31st December 2018

Type 2 Diabetes - Cycle of Care

A once off registration fee of €30.00 per registered patient.

Following registration, GPs receive the monthly element of the agreed annual fee of €100.

Children in the Community aged Under 6

The Capitation rate is €125.00 per annum for children aged under 6 years issued with a GP Visit card.

This rate includes the Supplementary Out-Of-Hours fee, effective 1st July 2015.

Children aged Under 6 - Asthma Cycle of Care

A once off registration fee of €50.00 for children aged under 6 years diagnosed with asthma.

Following registration, GPs receive the monthly element of the agreed fee of €90 in the first year and

receive the monthly element of the agreed fee of €45 in subsequent years up to the child's 6th birthday.

Special Items of Service - Under 6

A	Excisions / Cryotherapy / Diathermy of Skin Lesions	€24.80
D	Treatment and Plugging of Dental and Nasal Haemorrhages	€24.80
H	Removal of adherent foreign bodies from the conjunctival surface of the eye	€24.80
M	Attendance at case conferences	€62.02
W	Nebuliser treatment in the case of acute asthma attack	€37.21
X	Removal of lodged or impacted foreign bodies from the ear, nose and throat and skin	€24.80
Y	Suturing of cuts and lacerations (including application of tissue glue)	€37.21
Z	Draining of Abscesses	€24.80

Payments to General Practitioners 2018

Fees €411.75m

Payments to General Practitioners are categorised as fees and/or allowances. For the majority of GPs who operate under the 1989 agreement the principal fee is the capitation per person which is weighted for gender and age - capitation fees totalled €277,190,633 in 2018, an increase of €698,461 when compared to 2017. Fees totalling €447,013 were paid to 3 GPs who continue to provide services under the Fee-Per-Item of service agreements.

Apart from 'Out-of-Hours' fees and fees for a range of special services, the cost of services provided in normal hours by GPs for GMS persons, including the prescribing of necessary medicines, is encompassed by the capitation fee. All GMS persons can avail of full GP services and in many cases they can benefit from specialist clinics provided by GPs for issues such as Women's Health, Family Planning and Asthma.

Allowances €153.66m

In addition to a capitation fee an 'Out-of-Hours' fee is payable for non routine consultations when a GMS cardholder is seen by their GP or another GP acting on his/her behalf from 5 pm in the evening to 9 am on the following morning (Monday to Friday) and all hours on Saturdays, Sundays and Bank Holidays. 'Out-of-Hours' claims increased to 961,873 in 2018 compared with 959,121 in 2017 - expenditure on 'Out-of-Hours' claims during 2018 increased to €36,870,234 from €36,692,139 in 2017. Special fees are payable for a range of additional services such as excisions, suturing, vaccinations, catheterization, family planning etc. 1,328,715 special services were claimed in 2018 - with expenditure totalling €40,156,079. The most frequently claimed special services in 2018 were Influenza Vaccinations (449,032), E.C.G. treatments (179,536) and Excisions (154,129).

Annual and study leave together with locum, nursing and other practice support payments account for most of the €153,656,565 allowances paid to GPs in 2018. The amount paid in 2017 was €152,662,775.

Payments to GPs in each CHO Area

Community Healthcare Organisation	2018
CHO Area 1	€52,346,356
CHO Area 2	€61,647,353
CHO Area 3	€50,038,523
CHO Area 4	€90,223,911
CHO Area 5	€70,843,273
CHO Area 6	€42,407,222
CHO Area 7	€64,576,443
CHO Area 8	€72,328,367
CHO Area 9	€60,999,549
National	€565,410,997

Payments to GPs includes reimbursement of claims in respect of services provided to Medical Card and GP Visit Cardholders. Reimbursement of claims made by GPs includes expenditure of €8,165,994 under the Primary Childhood Immunisation Scheme; €190,053 under the Health (Amendment) Act 1996; €924,060 for Heartwatch; €16,531,928 for the National Cancer Screening Service and €7,967,821 under the Opioid Substitution Treatment Scheme.

Payments to General Practitioners 2009 - 2018




Payments to General Practitioners 2009 - 2018

Year	Fees	Allowances	Total
2009	357,799,604	141,865,756	499,665,360
2010	348,130,051	145,703,446	493,833,497
2011	342,935,677	126,426,925	469,362,602
2012	351,088,405	132,051,034	483,139,439
2013	343,404,031	136,622,499	480,026,530
2014	320,269,633	132,983,184	453,252,817
2015	348,035,815	141,659,008	489,694,823
2016	394,797,667	148,334,217	543,131,884
2017	398,912,575	152,662,775	551,575,350
2018	411,754,432	153,656,565	565,410,997

Number of Claims by General Practitioners

National – 2018



Number of Claims by General Practitioners in each CHO

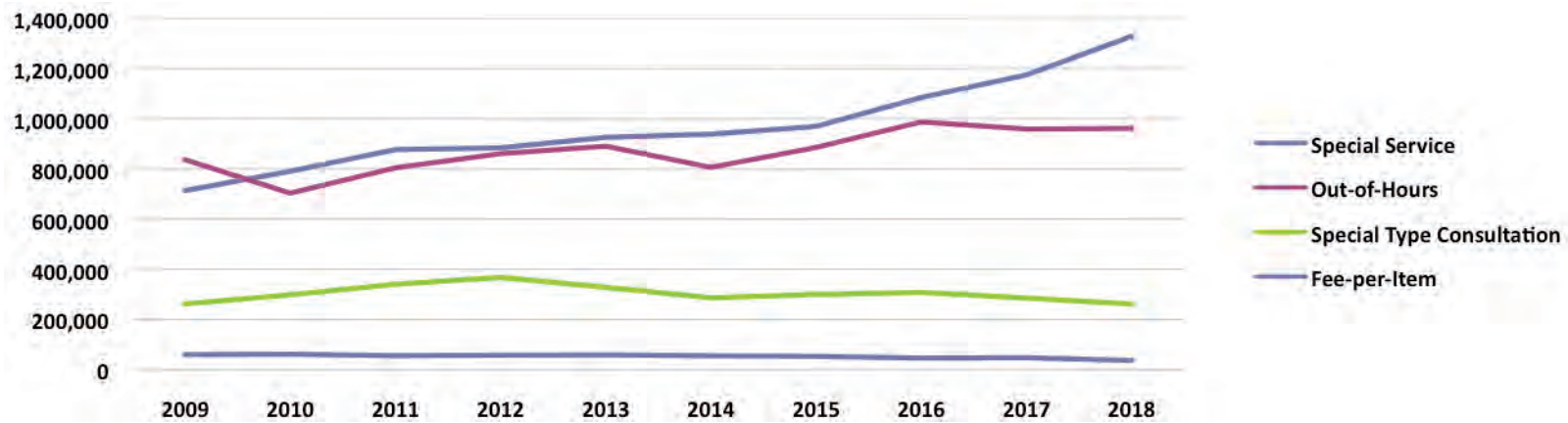
Community Healthcare Organisation	Fee-per-Item	Special Type Consultation	Special Service	Out-of-Hours
CHO Area 1	-	20,078	134,559	63,132
CHO Area 2	-	28,561	162,933	91,512
CHO Area 3	-	24,863	112,797	81,942
CHO Area 4	22,793	41,647	220,962	222,890
CHO Area 5	1,153	24,458	180,194	159,247
CHO Area 6	-	11,501	90,723	41,768
CHO Area 7	12,397	53,577	126,783	95,604
CHO Area 8	-	28,304	177,695	121,638
CHO Area 9	-	28,265	122,069	84,140
National	36,343	261,254	1,328,715	961,873

A majority of GPs are paid an annual capitation fee for each eligible person - the rate of payment is determined by the age/gender of the person. A minority of GPs (3) who have continued to provide services under the Fee-per-Item of Service agreement are paid a fee for each Doctor/Patient contact.

A Special Type Consultation (STC) fee may be claimed when a GP provides a service to a GMS eligible person who is not on their GMS panel. Such GMS eligible persons may require medical services such as an Out-of-Hours, or emergency consultation, or they may be temporarily resident in an area not served by their GP.

General Practitioners can claim fees for special items of service provided to eligible persons under the Capitation Agreement and the Fee-per-Item Agreement.

Number of Claims by General Practitioners 2009 - 2018



Year	Fee-per-Item	Special Type Consultation	Special Service	Out-of-Hours
2009	59,632	261,884	713,658	837,143
2010	61,408	298,354	790,908	703,623
2011	55,432	340,349	877,357	804,670
2012	57,331	367,788	884,313	861,133
2013	58,660	328,062	926,105	890,914
2014	55,047	286,222	938,890	806,522
2015	52,634	299,568	969,709	885,861
2016	46,100	307,742	1,084,881	987,711
2017	47,476	285,461	1,174,931	959,121
2018	36,343	261,254	1,328,715	961,873

GMS: Payments to General Practitioners

		2018	2017
		€	€
FEES	- Capitation	277,190,633	276,492,172
	- Special Claims/Services	42,880,713	36,552,171
	- Out-of-Hours	36,870,234	36,692,139
	- Dispensing	855,561	1,031,698
	- Item of Service Contract	447,013	583,887
	- Asylum Seekers	413,209	347,206
	- Vaccinations	8,812,459	8,016,031
	- Asthma Registration	250,700	307,150
	- Asthma Capitation	918,446	1,092,915
	- Contribution for GP Height Measure and Self Zeroing Scale	2,676	6,978
	- Diabetes Capitation	8,970,202	8,258,404
	- Diabetes Registration	362,730	331,410
	ALLOWANCES	- Secretarial/Nursing	89,418,026
- Annual Leave		10,377,553	10,695,135
- Rostering/Out-of-Hours		6,237,205	6,376,504
- Medical Indemnity Insurance		6,685,376	7,268,948
- Rural Practice		4,666,268	4,645,500
- Study Leave		2,099,921	2,140,230
- Sick Leave		1,312,582	1,508,834
- Maternity Leave/Paternity Leave		2,007,492	1,875,795
- Locum and Practice Expenses		4,113	5,141
SALARIES	- Benefits to retired DMOs and their dependants	2,238,257	2,618,366
	- Former District Medical Officers	1,307,125	1,341,918
SUPERANNUATION FUND	- Contribution	29,540,904	29,374,034
TOTAL		€533,869,398	€524,993,302

GMS: Number and Cost of Special Items of Service Reimbursed to GPs

Type of Service	Number of Claims		Cost of Claims	
	2018	2017	2018 €	2017 €
A Excisions/Cryotherapy/Diathermy: Skin Lesions	154,129	155,617	3,821,363	3,858,011
AB LARC - counselling, insertion '&' monitoring from certified GP	18,376	17,741	1,286,320	1,241,870
AC Removal of a LARC Device	10,003	9,344	500,150	467,200
AD 24hr ABPM Diagnosis '&' treatment for individual patient care '&' not general/routine test	126,404	108,838	7,584,240	6,530,280
AE Cervical Screening Consultation	109,665	-	5,483,250	-
B Suturing: Cuts and Lacerations	53,984	50,630	2,697,980	2,530,162
C Hydroceles: Draining of	1,535	1,609	38,059	39,885
D Haemorrhages: Dental/Nasal	2,690	2,631	66,712	65,243
E Veins: Recognised treatment	7	11	168	264
F ECG: Tests and interpretation	179,536	166,893	4,452,140	4,138,625
G Diaphragm: Instruction in the fitting of	2	2	50	50
H Eye: Removal of adherent foreign body	12,018	12,780	298,051	316,947
J Ear/Nose/Throat: Removal of foreign body	64,091	62,678	1,589,459	1,554,409
K Nebuliser: Treatment in the case of acute asthmatic attack	94,983	92,841	3,534,157	3,453,174
L Bladder: Catheterization	9,752	9,902	584,941	594,051
M Case Conference: Convened by HSE	481	618	29,832	37,378
N Diaphragm: Advice and fitting of	1	8	42	334
O Outbreak	13	-	371	-
P IUCD: Counselling and fitting of	12	6	801	402
R Pneumococcal: Vaccination	24,266	22,003	691,581	627,085
S Influenza: Vaccination	449,032	442,975	6,735,495	6,644,694
T Pneumococcal/Influenza: Vaccination	12,576	12,012	537,624	513,509
U Hepatitis B: Vaccination	3,977	4,588	188,991	218,025
X Removal of lodged or impacted foreign bodies from the ear, nose, throat and skin (Children aged under 6 only)	719	738	17,831	18,303
Y Suturing of cuts and lacerations (including application of tissue glue) (Children aged under 6 only)	402	444	14,958	16,520
Z Draining of Abscess (Children aged under 6 only)	61	22	1,513	549
National	1,328,715	1,174,931	€40,156,079	€32,866,970





PHARMACY

SECTION

Scale of Fees Payable to Participating Pharmacists as at 31st December 2018

GMS Scheme	€
*Fee-Per-Item	
- for each of the first 1,667 items dispensed by the Community Pharmacy Contractor in a month	5.00
- for each of the next 833 items dispensed by the Community Pharmacy Contractor in that month	4.50
- for each other item dispensed by the Community Pharmacy Contractor in that month	3.50
Extemporaneous Fee	6.53
Extemporaneous dispensing and compounding of	
- Powders	19.60
- Ointments and Creams	13.07
Non-Dispensing Fee - exercise of professional judgement	3.27
Phased Dispensing Fee - each part of phased dispensing	3.27
*A Fee-Per-Item is also payable on prescription forms issued by Dentists under the DTS Scheme.	
Supplies to Dispensing Doctors	
Pharmacists supplying Dispensing Doctors are reimbursed on the basis of the reimbursement price plus the relevant mark-up.	
DPS/LTI/EEA Schemes and Health (Amendment) Act 1996	
*The Fee-Per-Item structure shown for the GMS Scheme above, also applies to the DPS/LTI/EEA Schemes and Health (Amendment) Act 1996.	
Reimbursement under these four schemes includes ingredient cost plus the Fee-Per-Item.	
In the case of the Drugs Payment Scheme the PCRS makes payments to Pharmacists in respect of authorised patients whose monthly costs of prescribed drugs and medicines are in excess of the specified monthly amount (€134 in 2018) payable to the Pharmacist by an individual or family.	
High Tech Arrangements	
Patient Care Fee: €62.03 per month.	
Non Dispensing Patient Care Fee: €31.02	
- Fee payable for a maximum of 3 consecutive months where there has been no dispensing of High Tech medicines.	
Opioid Substitution Treatment Scheme	
Patient Care Fee: Up to a Maximum of €62.00 per month.	

Payments to Pharmacists: Claims Reimbursed 2018

GMS €966.35m	DPS €67.36m	LTI €242.69m	EEA €0.82m
--------------	-------------	--------------	------------

A GMS cardholder who is provided with a properly completed GMS prescription form by his or her GP can choose to have their prescription forms dispensed in any of the Pharmacies who have entered into agreements with the Health Service Executive for the provision of services under Section 59 of the Health Act, 1970.

In 2018 there were 18.95m GMS prescription forms containing over 59.21m prescription items which were dispensed at a cost of €960,184,930. (This figure excludes the cost of GMS stock orders of €6,164,939 in 2018). This equates to an average cost of €16.21 per dispensed item. During 2018, 91% of all GMS cardholders availed of prescription items at an average cost of €679.40 per person.

Payments made to Pharmacists under the GMS and DTSS Schemes are inclusive of the ingredient cost of medicines, dispensing fees, and VAT where applicable.

Under Drug Payment Scheme (DPS), Long Term Illness (LTI) and European Economic Area (EEA) Schemes, Pharmacists are reimbursed the ingredient cost of items dispensed, dispensing fees and VAT where applicable.

There were 84,109 persons who availed of High Tech Arrangements and patient care fees of €23.36m were paid to pharmacists under these arrangements.

During 2018 the Health Service Executive processed pharmacy claims valued at €696.51m in respect of the three highest value categories. The highest value category of reimbursements was for medication acting on the Nervous System - €274.80m (GMS €218.23m, DPS €22.89m and LTI €33.68m). The second highest reimbursement category was for medication to treat conditions of the Alimentary Tract and Metabolism €225.54m (GMS €118.28m, DPS €17.83m, LTI €89.43m). The third highest value category reimbursed was for medication acting on the Cardiovascular System valued at €196.17m (GMS €141.30m, DPS €22.29m and LTI €32.58m).

Payments to Pharmacists: Claims Reimbursed in each CHO

Community Healthcare Organisation	*GMS	**DPS	LTI	EEA	Total
CHO Area 1	€92,447,955	€3,645,526	€20,317,025	€122,503	€116,533,009
CHO Area 2	€108,533,860	€5,490,053	€21,146,933	€137,359	€135,308,205
CHO Area 3	€86,627,010	€5,117,829	€19,949,098	€119,184	€111,813,121
CHO Area 4	€148,399,375	€10,306,776	€35,670,996	€194,817	€194,571,964
CHO Area 5	€124,713,384	€6,158,915	€29,755,958	€73,623	€160,701,880
CHO Area 6	€54,435,048	€9,206,350	€18,623,148	€30,203	€82,294,749
CHO Area 7	€119,867,971	€10,451,924	€34,140,619	€40,984	€164,501,498
CHO Area 8	€122,580,743	€7,432,824	€34,572,184	€63,933	€164,649,684
CHO Area 9	€108,744,523	€9,552,648	€28,518,536	€34,339	€146,850,046
National	€966,349,869	€67,362,845	€242,694,497	€816,945	€1,277,224,156

*GMS - This figure includes Stock Order costs.

- Also Included in the above GMS figure is an amount of €0.37m which was paid for items dispensed under Redress for Women Resident in Certain Institutions, and €13.02m which was paid in respect of Non GMS Reimbursable Items dispensed under Discretionary Hardship Arrangements.

**DPS - Payments to pharmacists includes claims for reimbursement for Fertility Treatments for DPS registered patients of the National Maternity Hospital (€ 0.42m).

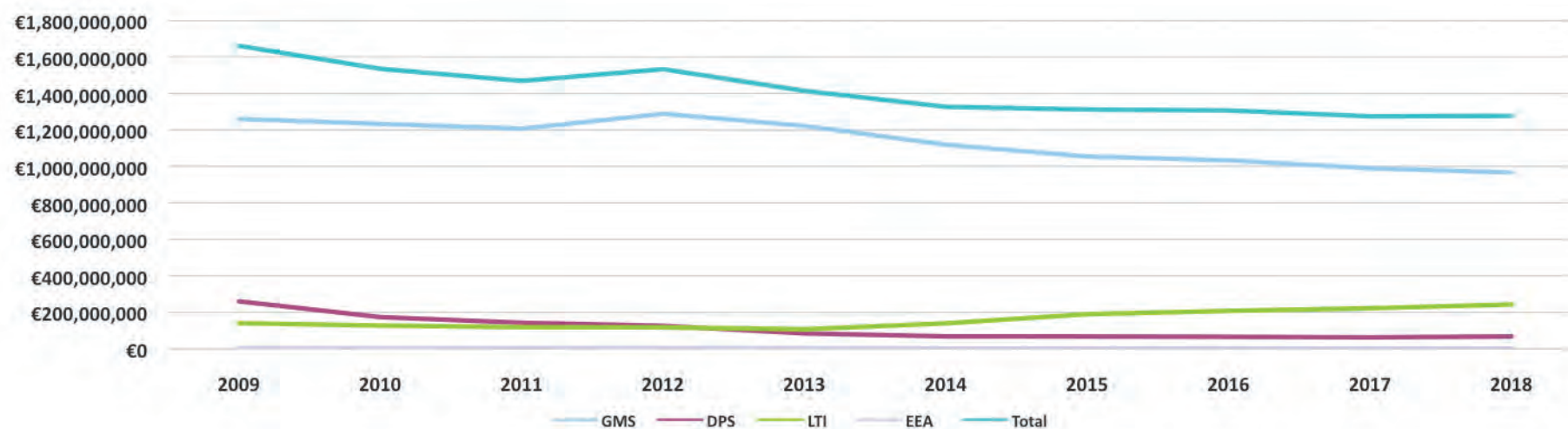
Additional payment of claims reimbursed to Pharmacists include:

High Tech Arrangements - Patient Care Fees	€23,360,809
Opioid Substitution Treatment Scheme	€13,445,607
Health (Amendment) Act 1996	€1,413,629
Dental Treatment Services Scheme	€843,098
Influenza Vaccination Scheme	€872,420
Pharmacy Training Grant	€470,605

Payments to Wholesalers and Manufacturers for High Tech Drugs and Medicines supplied to Pharmacists:

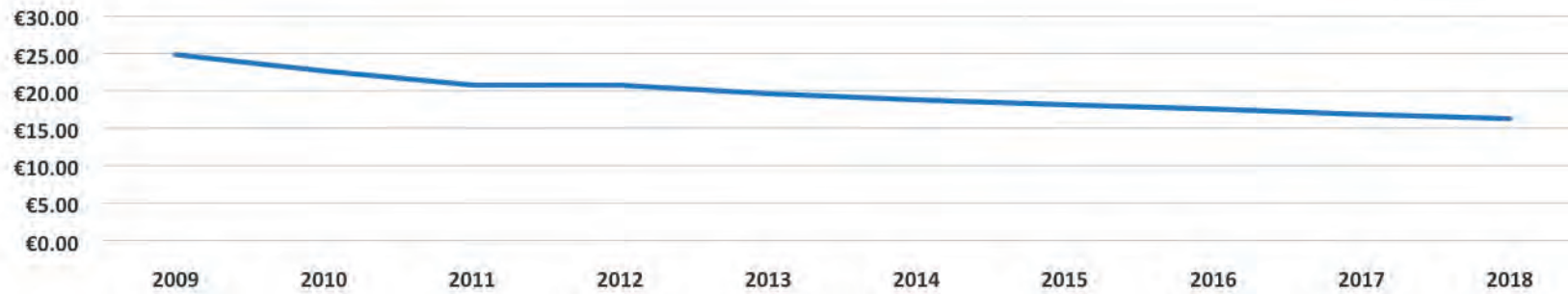
High Tech Arrangements - Drugs and Medicines	€781,234,364
--	--------------

Payments to Pharmacists: Claims Reimbursed 2009 - 2018



Year	GMS	DPS	LTI	EEA	Total
2009	€1,260,244,615	€259,928,189	€139,759,172	€1,957,613	€1,661,889,589
2010	€1,233,261,559	€173,435,072	€126,921,779	€1,744,446	€1,535,362,856
2011	€1,207,338,461	€142,138,915	€118,098,284	€1,598,020	€1,469,173,680
2012	€1,288,815,871	€125,691,064	€117,101,875	€1,778,697	€1,533,387,507
2013	€1,222,212,846	€84,045,549	€106,510,059	€1,490,790	€1,414,259,244
2014	€1,118,945,050	€67,534,381	€139,191,408	€1,248,767	€1,326,919,606
2015	€1,054,304,114	€67,108,587	€189,483,531	€1,136,724	€1,312,032,956
2016	€1,033,290,114	€65,299,554	€207,444,771	€998,483	€1,307,032,922
2017	€989,833,465	€62,094,671	€221,903,709	€884,229	€1,274,716,074
2018	€966,349,869	€67,362,845	€242,694,497	€816,945	€1,277,224,156

Average GMS Cost per Pharmacy Item 2009 - 2018

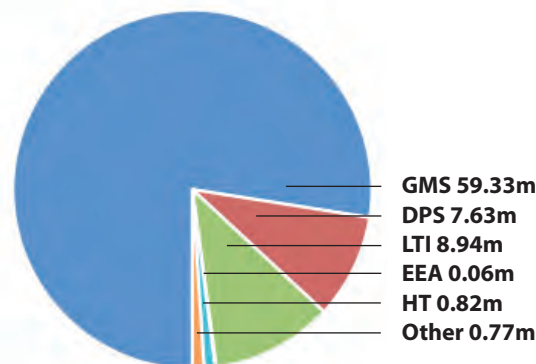


Year	*Total Number of Items	Total Payments	Average Cost per Item
2009	50,721,919	€1,260,244,615	€24.85
2010	54,424,660	€1,233,261,559	€22.66
2011	58,099,381	€1,207,338,461	€20.78
2012	62,084,126	€1,288,815,871	€20.76
2013	62,272,035	€1,222,212,846	€19.63
2014	59,524,407	€1,118,945,050	€18.80
2015	58,093,584	€1,054,304,114	€18.15
2016	58,797,149	€1,033,290,114	€17.57
2017	58,713,753	€989,833,465	€16.86
2018	59,326,912	€966,349,869	€16.29

*Total number of Items includes Stock Order Items.

Number of Items Claimed by Pharmacists

National – Number of Items Claimed 2018



GMS prescription forms processed for payment in the year totalled 18.95m - the total of prescribed items was more than 59.21m - these accounted for approximately 76% of all items paid for by the Primary Care Reimbursement Service in 2018.

Approximately 38.97% of GMS forms contained a single item - 18.83% contained 2 items - the average number per form was approximately 3.13 items (2017 - 3.09).

Number of Items claimed in each CHO

Community Healthcare Organisation	*GMS	DPS	LTI	EEA	HT	Other	Total
CHO Area 1	5,616,212	420,485	793,194	10,168	66,085	47,746	6,953,890
CHO Area 2	6,334,464	636,011	757,457	10,762	81,243	39,999	7,859,936
CHO Area 3	5,356,954	608,866	792,652	9,182	64,609	58,808	6,891,071
CHO Area 4	9,038,790	1,254,324	1,262,128	14,266	134,251	81,156	11,784,915
CHO Area 5	7,682,206	752,389	1,182,043	6,222	86,386	90,091	9,799,337
CHO Area 6	3,345,238	930,300	641,409	1,995	78,444	55,791	5,053,177
CHO Area 7	7,555,845	1,118,408	1,189,815	3,201	117,840	151,188	10,136,297
CHO Area 8	7,731,582	861,281	1,283,030	5,179	93,176	98,790	10,073,038
CHO Area 9	6,665,621	1,051,231	1,034,317	2,764	96,080	144,290	8,994,303
National	59,326,912	7,633,295	8,936,045	63,739	818,114	767,859	77,545,964

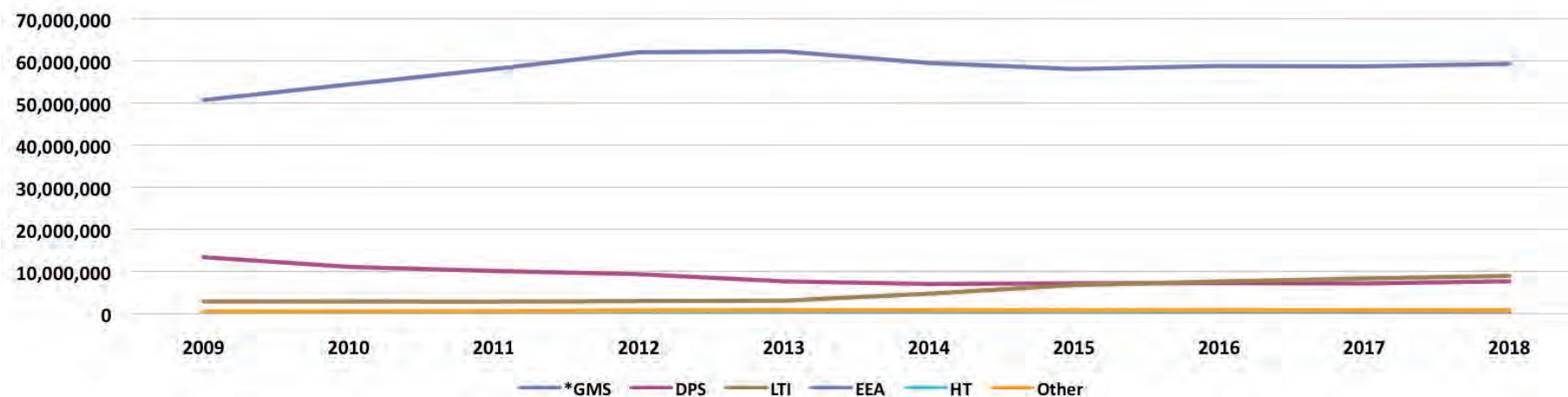
*GMS includes: claim items and Stock Order items.

Other:	Claims:	Other:	Claims:
Opioid Substitution Treatment Scheme	341,822	Health (Amendment) Act 1996	92,206
Discretionary Hardship Arrangements	132,095	Pharmacy Vaccinations	58,432
Dental Treatment Services Scheme	143,304		

GMS: General Medical Services. **DPS:** Drugs Payment Scheme. **LTI:** Long Term Illness Scheme. **EEA:** European Economic Area. **HT:** High Tech Arrangements.

Other: Opioid Substitution Treatment Scheme, Health (Amendment) Act 1996, Dental Treatment Services Scheme, Vaccinations for GMS eligible persons (through Community Pharmacy) and Discretionary Hardship Arrangements.

Number of Items Claimed by Pharmacists 2009 - 2018



Year	*GMS	DPS	LTI	EEA	HT	Other	Total
2009	50,721,919	13,372,525	2,855,361	85,520	357,365	433,301	67,825,991
2010	54,424,660	11,070,446	2,807,757	86,445	390,838	471,231	69,251,377
2011	58,099,381	10,097,055	2,802,766	89,096	433,139	501,824	72,023,261
2012	62,084,126	9,333,838	2,944,285	96,991	522,355	743,141	75,724,736
2013	62,272,035	7,629,138	3,030,251	96,570	554,686	795,824	74,378,504
2014	59,524,407	7,007,029	4,696,579	89,210	582,744	815,567	72,715,536
2015	58,093,584	7,158,877	6,759,211	84,328	631,042	815,181	73,542,223
2016	58,797,149	7,203,742	7,593,728	76,369	681,631	823,222	75,175,841
2017	58,713,753	7,135,002	8,304,668	67,970	746,052	795,652	75,763,097
2018	59,326,912	7,633,295	8,936,045	63,739	818,114	767,859	77,545,964

*GMS includes: claim items and Stock Order items.





DISPENSING SECTION

HSE - Medicines Management Programme (MMP)



The Medicines Management Programme (MMP) aims to promote safe, effective and cost-effective prescribing in Ireland.

The HSE-MMP is a multidisciplinary unit led by Prof Michael Barry, Clinical Lead, and aims to provide sustained national leadership relating to issues such as the quality of the medicines management process, access to medicines and overall expenditure on medicines. The Preferred Drug initiative is an ongoing project supporting prescribers in choosing the most efficient drug option in various therapeutic areas.

HSE-MMP Preferred Drugs

Therapeutic Area	HSE-MMP Preferred Drug
Statin	UNDER REVIEW
PPI	UNDER REVIEW
ACE inhibitor	Ramipril
ARB	Candesartan
Beta blocker	Bisoprolol
Calcium channel blocker	Amlodipine
Oral anticoagulant	Warfarin (DOAC: Apixaban)
SSRI	Citalopram
SNRI	Venlafaxine
Urinary agent	Tolterodine prolonged release

Managed access processes are in place in relation to some medicines:

- **Versatis® medicated plasters**
- **Entresto® (sacubitril/valsartan) film-coated tablets**
- **Direct Oral Anti-Coagulants (DOACs)**

In order to support implementation of the *MMP Preferred Drugs* and managed access medicines, the following resources are available on www.hse.ie/yourmedicines:

- Evaluation Reports
- Prescribing Tips and Tools

The MMP has also published guidance to support prescribers in the following areas:

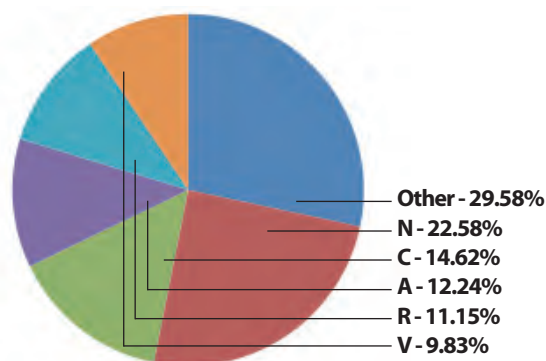
- Inhaled Medicines for Chronic Obstructive Pulmonary Disease (COPD)
- Benzodiazepines and Z-drugs (BZRA) in the treatment of Anxiety and Insomnia
- Oral Anticoagulants for Stroke Prevention in Non-valvular Atrial Fibrillation
- Standard Oral Nutritional Supplements (ONS)

In 2018, the MMP published the *MMP Roadmap for the prescribing of best-value biological (BVB) medicines in the Irish healthcare setting*. The MMP will progress this work in 2019, identifying BVB medicines in a range of therapeutic areas.

For more information, visit www.hse.ie/yourmedicines

GMS: Major Therapeutic Classification of Drugs, Medicines and Appliances

National 2018

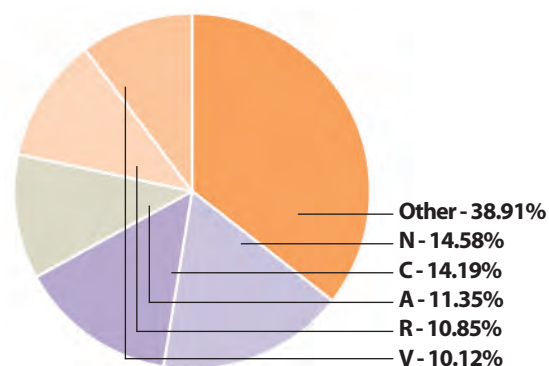


Major Therapeutic Classification		€m	%
A	Alimentary Tract and Metabolism	118.28	12.24
B	Blood and Blood Forming Organs	76.79	7.95
C	Cardiovascular System	141.30	14.62
D	Dermatologicals	24.00	2.48
G	Genito Urinary System and Sex Hormones	44.26	4.58
H	Systemic Hormonal Preps. excl. Sex Hormones and Insulins	21.69	2.25
J	Antiinfectives for Systemic Use	31.67	3.28
L	Antineoplastic and Immunomodulating Agents	8.86	0.92
M	Musculo-Skeletal System	52.59	5.44
N	Nervous System	218.23	22.58
P	Antiparasitic Products, Insecticides and Repellents	1.69	0.17
R	Respiratory System	107.73	11.15
S	Sensory Organs	24.29	2.51
V	Various (below)	94.97	9.83
	Clinical Nutritional Products	47.87	4.95
	Ostomy Requisites	19.83	2.05
	Urinary Requisites	11.99	1.24
	Diagnostic Products	6.25	0.65
	Dressings	2.51	0.26
	Other Therapeutic Products	2.20	0.23
	Needles/Syringes/Lancets	2.07	0.21
	Allergens	0.08	0.01
	Miscellaneous	2.17	0.23
	Total	€966.35m	100%

Note: The above table shows total expenditure i.e. ingredient cost, fees and VAT where applicable.

DPS: Major Therapeutic Classification of Drugs, Medicines and Appliances

National 2018

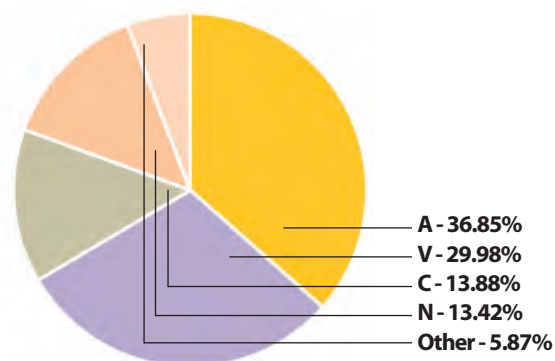


Major Therapeutic Classification		€m	%
A	Alimentary Tract and Metabolism	17.83	11.35
B	Blood and Blood Forming Organs	15.45	9.84
C	Cardiovascular System	22.29	14.19
D	Dermatologicals	4.95	3.15
G	Genito Urinary System and Sex Hormones	12.99	8.27
H	Systemic Hormonal Preps. excl. Sex Hormones and Insulins	3.45	2.20
J	Antiinfectives for Systemic Use	4.84	3.08
L	Antineoplastic and Immunomodulating Agents	2.97	1.89
M	Musculo-Skeletal System	12.76	8.13
N	Nervous System	22.89	14.58
P	Antiparasitic Products, Insecticides and Repellents	0.35	0.22
R	Respiratory System	17.03	10.85
S	Sensory Organs	3.35	2.13
V	Various (below)	15.90	10.12
	Clinical Nutritional Products	5.53	3.52
	Ostomy Requisites	5.11	3.25
	Urinary Requisites	2.42	1.54
	Diagnostic Products	0.69	0.44
	Other Therapeutic Products	0.45	0.29
	Needles/Syringes/Lancets	0.32	0.20
	Dressings	0.14	0.09
	Allergens	0.14	0.09
	Miscellaneous	1.10	0.70
	Total	€157.05m	100%

Note: (i) The above costs are inclusive of the monthly co-payment of €134 (2018) payable to the Pharmacy by an individual or family.
(ii) The above table shows total expenditure i.e. ingredient cost, fees and VAT where applicable.

LTI: Major Therapeutic Classification of Drugs, Medicines and Appliances

National 2018



Major Therapeutic Classification		€m	%
A	Alimentary Tract and Metabolism	89.43	36.85
B	Blood and Blood Forming Organs	9.82	4.05
C	Cardiovascular System	32.58	13.42
D	Dermatologicals	0.03	0.01
G	Genito Urinary System and Sex Hormones	0.75	0.31
H	Systemic Hormonal Preps. excl. Sex Hormones and Insulins	1.08	0.45
J	Antiinfectives for Systemic Use	1.10	0.45
L	Antineoplastic and Immunomodulating Agents	0.16	0.07
M	Musculo-Skeletal System	0.45	0.19
N	Nervous System	33.68	13.88
P	Antiparasitic Products, Insecticides and Repellents	0.01	0.00
R	Respiratory System	0.63	0.26
S	Sensory Organs	0.20	0.08
V	Various (below)	72.77	29.98
	Diagnostic Products	43.65	17.98
	Needles/Syringes/Lancets	16.54	6.82
	Clinical Nutritional Products	7.24	2.98
	Urinary Requisites	2.91	1.20
	Nutritional/Ancillary Devices	0.65	0.27
	Ostomy Requisites	0.19	0.08
	Other Therapeutic Products	0.05	0.02
	Dressings	0.04	0.02
	Miscellaneous	1.50	0.61
	Total	€242.69m	100%

Note: The above table shows total expenditure i.e. ingredient cost, fees and VAT where applicable.

Biological medicines containing tumour necrosis factor-alpha (TNF- α) inhibitors were the highest expenditure category for High Tech Arrangements in 2018. The MMP published the *MMP Roadmap for the prescribing of best-value biological (BVB) medicines in the Irish healthcare setting* in 2018.

In May 2019, the MMP completed an evaluation process for the identification of the BVB medicines for **TNF- α inhibitors** for High Tech Arrangements.

The MMP recommends the following BVB medicines:

- Adalimumab: **Imraldi**[®]. Where the clinician wishes to prescribe a citrate-free formulation of adalimumab, the MMP recommends **Amgevita**[®].
- Etanercept: **Benepali**[®]

Clinicians should give due consideration to the prescription of these agents when prescribing a TNF- α inhibitor. Implementation of the BVB medicines will lead to significant savings for the health service in the order of millions of euros.



Initiation

When initiating a patient on a biological medicine containing a TNF- α inhibitor, the clinician should prescribe a BVB medicine:

- Adalimumab: **Imraldi**[®]. Where the clinician wishes to prescribe a citrate-free formulation of adalimumab, the MMP recommends **Amgevita**[®].
- Etanercept: **Benepali**[®]



Switching

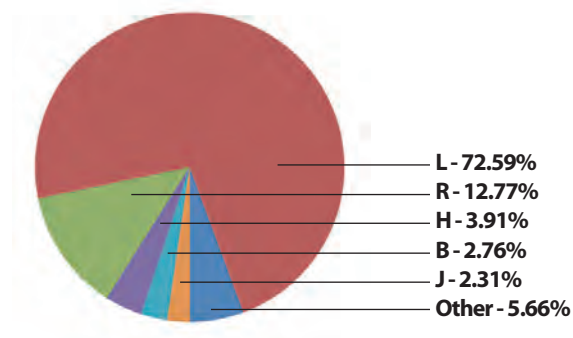
When issuing a repeat prescription for a biological medicine containing adalimumab or etanercept, the clinician should prescribe the BVB medicine:

- Adalimumab: **Imraldi**[®]. Where the clinician wishes to prescribe a citrate-free formulation of adalimumab, the MMP recommends **Amgevita**[®].
- Etanercept: **Benepali**[®]

For more information on best-value biological medicines, visit www.hse.ie/yourmedicines

High Tech: Major Therapeutic Classification of Drugs and Medicines

National 2018



Major Therapeutic Classification		€m	%
A	Alimentary Tract and Metabolism	1.20	0.15
B	Blood and Blood Forming Organs	21.94	2.76
C	Cardiovascular System	13.09	1.64
D	Dermatologicals	15.46	1.94
H	Systemic Hormonal Preps. excl. Sex Hormones and Insulins	31.14	3.91
J	Antiinfectives for Systemic Use	18.36	2.31
L	Antineoplastic and Immunomodulating Agents	577.89	72.59
M	Musculo-Skeletal System	2.53	0.32
N	Nervous System	10.46	1.31
R	Respiratory System	101.68	12.77
V	Various (below)	2.36	0.30
	Other Therapeutic Products	2.36	0.30
	Total	€796.11m	100%

Note: The above table shows total expenditure i.e. ingredient cost, fees and VAT where applicable, based on claims submitted by Pharmacists.

GMS: Distribution of Medicines and Appliances by Anatomical Therapeutic Chemical Classification

ATC Class	Product Category	Prescribing Frequency	% of Scheme Total	Ingredient Cost €	% of Scheme Total
A	Alimentary Tract and Metabolism	8,600,386	14.50	70,992,144	11.34
A01	Stomatological Preparations	79,495	0.13	232,234	0.04
A02	Drugs for Acid Related Disorders	4,182,460	7.05	23,677,256	3.78
A03	Drugs for Functional Gastrointestinal Disorders	404,830	0.68	1,659,932	0.27
A04	Antiemetics and Antinauseants	41,429	0.07	3,110,411	0.50
A05	Bile and Liver Therapy	21,864	0.04	587,882	0.09
A06	Drugs for Constipation	882,618	1.49	9,265,941	1.48
A07	Antidiarrheals, Intestinal Antiinflammatory/ Antiinfective Agents	277,999	0.47	8,566,219	1.37
A09	Digestives, incl. Enzymes	25,600	0.04	1,382,533	0.22
A10	Drugs used in Diabetes	610,776	1.03	11,588,384	1.85
A11	Vitamins	833,232	1.41	4,400,713	0.70
A12	Mineral Supplements	1,239,711	2.09	6,516,028	1.04
A14	Anabolic Agents for Systemic Use	372	0.00	4,611	0.00
B	Blood and Blood Forming Organs	4,462,382	7.52	50,193,879	8.01
B01	Antithrombotic Agents	3,309,293	5.58	47,659,347	7.61
B02	Antihemorrhagics	19,086	0.03	237,403	0.04
B03	Antianemic Preparations	1,133,964	1.91	2,292,113	0.36
B05	Blood Substitutes and Perfusion Solutions	39	0.00	5,016	0.00

GMS: Distribution of Medicines and Appliances by Anatomical Therapeutic Chemical Classification continued

ATC Class	Product Category	Prescribing Frequency	% of Scheme Total	Ingredient Cost €	% of Scheme Total
C	Cardiovascular System	12,426,712	20.95	73,090,503	11.67
C01	Cardiac Therapy	601,333	1.01	9,225,549	1.47
C02	Antihypertensives	202,263	0.34	1,761,422	0.28
C03	Diuretics	1,271,415	2.14	3,528,428	0.56
C04	Peripheral Vasodilators	35,279	0.06	536,748	0.09
C05	Vasoprotectives	116,396	0.20	655,393	0.10
C07	Beta Blocking Agents	2,012,239	3.39	5,483,445	0.88
C08	Calcium Channel Blockers	1,514,419	2.55	5,230,216	0.83
C09	Agents Acting on the Renin-Angiotensin System	3,081,352	5.20	21,773,202	3.48
C10	Lipid Modifying Agents	3,592,016	6.06	24,896,100	3.98
D	Dermatologicals	1,476,392	2.49	13,333,495	2.13
D01	Antifungals for Dermatological Use	384,481	0.65	2,360,997	0.38
D02	Emollients and Protectives	237,733	0.40	636,392	0.10
D03	Preparations for Treatment of Wounds and Ulcers	1,562	0.00	128,761	0.02
D04	Antipruritics, incl. Antihistamines, Anesthetics, etc.	13	0.00	475	0.00
D05	Antipsoriatics	86,042	0.15	3,849,034	0.61
D06	Antibiotics and Chemotherapeutics for Dermatological Use	123,356	0.21	982,407	0.16
D07	Corticosteroids, Dermatological Preparations	522,306	0.88	2,701,106	0.43
D10	Anti-Acne Preparations	90,341	0.15	1,350,369	0.22
D11	Other Dermatological Preparations	30,558	0.05	1,323,954	0.21
G	Genito Urinary System and Sex Hormones	2,299,164	3.88	31,319,943	5.00
G01	Gynecological Antiinfectives and Antiseptics	16,144	0.03	101,526	0.02
G02	Other Gynecologicals	29,083	0.05	1,998,762	0.32
G03	Sex Hormones and Modulators of the Genital System	971,110	1.64	6,859,573	1.09
G04	Urologicals	1,282,827	2.16	22,360,082	3.57

GMS: Distribution of Medicines and Appliances by Anatomical Therapeutic Chemical Classification continued

ATC Class	Product Category	Prescribing Frequency	% of Scheme Total	Ingredient Cost €	% of Scheme Total
H	Systemic Hormonal Preparations, Excl. Sex Hormones and Insulins	2,655,871	4.48	7,913,261	1.26
H01	Pituitary and Hypothalamic Hormones and Analogues	13,656	0.02	727,315	0.11
H02	Corticosteroids for Systemic Use	782,339	1.32	3,804,313	0.61
H03	Thyroid Therapy	1,856,305	3.13	3,300,889	0.53
H04	Pancreatic Hormones	3,571	0.01	80,744	0.01
J	Antiinfectives for Systemic Use	2,696,182	4.53	18,532,840	2.96
J01	Antibacterials for Systemic Use	2,505,271	4.22	14,543,502	2.32
J02	Antimycotics for Systemic Use	103,349	0.17	950,231	0.15
J04	Antimycobacterials	8,431	0.01	192,888	0.03
J05	Antivirals for Systemic Use	79,131	0.13	2,846,219	0.46
L	Antineoplastic and Immunomodulating Agents	356,353	0.60	6,649,583	1.06
L01	Antineoplastic Agents	30,108	0.05	1,001,949	0.16
L02	Endocrine Therapy	118,587	0.20	2,491,923	0.40
L04	Immunosuppressants	207,658	0.35	3,155,711	0.50

GMS: Distribution of Medicines and Appliances by Anatomical Therapeutic Chemical Classification continued

ATC Class	Product Category	Prescribing Frequency	% of Scheme Total	Ingredient Cost €	% of Scheme Total
M	Musculo-Skeletal System	3,057,714	5.15	33,270,257	5.31
M01	Antiinflammatory and Antirheumatic Products	1,228,009	2.07	7,987,971	1.28
M02	Topical Products for Joint and Muscular Pain	783,138	1.32	5,215,432	0.83
M03	Muscle Relaxants	71,938	0.12	763,735	0.12
M04	Antigout Preparations	401,938	0.68	3,017,025	0.48
M05	Drugs for Treatment of Bone Diseases	446,390	0.75	14,852,553	2.37
M09	Other Drugs for Disorders of the Musculo-Skeletal System	126,301	0.21	1,433,541	0.23
N	Nervous System	12,956,148	21.84	139,077,904	22.21
N01	Anesthetics	27,396	0.05	1,658,689	0.27
N02	Analgesics	3,417,347	5.76	29,850,090	4.77
N03	Antiepileptics	1,448,149	2.44	36,683,399	5.86
N04	Anti-Parkinson Drugs	257,577	0.43	4,408,616	0.70
N05	Psycholeptics	3,695,304	6.23	29,207,291	4.66
N06	Psychoanaleptics	3,728,418	6.29	28,478,304	4.55
N07	Other Nervous System Drugs	381,957	0.64	8,791,515	1.40
P	Antiparasitic Products, Insecticides and Repellents	136,285	0.23	976,611	0.16
P01	Antiprotozoals	113,193	0.19	721,825	0.11
P02	Anthelmintics	7,421	0.01	35,402	0.01
P03	Ectoparasiticides, incl. Scabicides, Insecticides and Repellents	15,671	0.03	219,384	0.04

GMS: Distribution of Medicines and Appliances by Anatomical Therapeutic Chemical Classification continued

ATC Class	Product Category	Prescribing Frequency	% of Scheme Total	Ingredient Cost €	% of Scheme Total
R	Respiratory System	5,164,217	8.70	82,483,886	13.17
R01	Nasal Preparations	570,608	0.96	6,191,692	0.99
R02	Throat Preparations	4	0.00	8	0.00
R03	Drugs for Obstructive Airway Diseases	3,549,583	5.98	71,994,892	11.49
R05	Cough and Cold Preparations	301,973	0.51	1,418,351	0.23
R06	Antihistamines for Systemic Use	742,049	1.25	2,878,943	0.46
S	Sensory Organs	1,587,994	2.68	12,827,113	2.05
S01	Ophthalmologicals	1,494,367	2.52	12,525,593	2.00
S02	Otologicals	23,206	0.04	120,440	0.02
S03	Ophthalmological and Otological Preparations	70,421	0.12	181,080	0.03
V	Various	1,451,112	2.45	85,635,275	13.67
V01	Allergens	965	0.00	77,943	0.01
V03	All Other Therapeutic Products	23,532	0.04	2,052,076	0.32
V04	Diagnostic Agents	143,085	0.24	4,435,082	0.71
V06	Clinical Nutritional Products	591,213	1.00	45,317,230	7.24
V07	All Other Non -Therapeutic Products	692,317	1.17	33,752,944	5.39
	<i>Ostomy Requisites</i>	300,497	0.51	18,169,462	2.90
	<i>Urinary Requisites</i>	136,252	0.23	11,371,799	1.82
	<i>Needles/Syringes/Lancets</i>	90,911	0.15	1,287,952	0.21
	<i>Dressings</i>	40,763	0.07	1,749,033	0.28
	<i>Miscellaneous</i>	123,894	0.21	1,174,698	0.18
	Total	59,326,912	100.00%	€626,296,694	100.00%

DPS: Distribution of Medicines and Appliances by Anatomical Therapeutic Chemical Classification

ATC Class	Product Category	Prescribing Frequency	% of Scheme Total	Ingredient Cost €	% of Scheme Total
A	Alimentary Tract and Metabolism	1,058,107	13.86	12,735,234	10.98
A01	Stomatological Preparations	14,118	0.18	47,540	0.04
A02	Drugs for Acid Related Disorders	511,882	6.71	3,204,859	2.76
A03	Drugs for Functional Gastrointestinal Disorders	47,072	0.62	198,280	0.17
A04	Antiemetics and Antinauseants	10,156	0.13	856,384	0.74
A05	Bile and Liver Therapy	4,513	0.06	138,820	0.12
A06	Drugs for Constipation	83,497	1.09	1,049,869	0.91
A07	Antidiarrheals, Intestinal Antiinflammatory/ Antiinfective Agents	74,075	0.97	4,200,484	3.62
A08	Antiobesity Preparations, excl. Diet Products	4	0.00	246	0.00
A09	Digestives, incl. Enzymes	5,133	0.07	340,763	0.29
A10	Drugs used in Diabetes	45,236	0.59	1,111,140	0.96
A11	Vitamins	95,119	1.25	518,277	0.45
A12	Mineral Supplements	165,267	2.17	910,366	0.78
A14	Anabolic Agents for Systemic Use	1,729	0.02	23,549	0.02
A16	Other Alimentary Tract and Metabolism Products	306	0.00	134,657	0.12
B	Blood and Blood Forming Organs	621,180	8.14	12,091,299	10.43
B01	Antithrombotic Agents	495,663	6.49	11,852,659	10.22
B02	Antihemorrhagics	2,136	0.03	31,714	0.03
B03	Antianemic Preparations	123,372	1.62	206,424	0.18
B05	Blood Substitutes and Perfusion Solutions	9	0.00	502	0.00

Note: The above costs are inclusive of the monthly co-payment of €134 (2018) payable to the Pharmacy by an individual or family.

DPS: Distribution of Medicines and Appliances by Anatomical Therapeutic Chemical Classification continued

ATC Class	Product Category	Prescribing Frequency	% of Scheme Total	Ingredient Cost €	% of Scheme Total
C	Cardiovascular System	1,745,494	22.87	14,295,097	12.32
C01	Cardiac Therapy	95,708	1.25	2,959,465	2.55
C02	Antihypertensives	29,568	0.39	298,977	0.26
C03	Diuretics	136,724	1.79	606,760	0.52
C04	Peripheral Vasodilators	2,445	0.03	46,272	0.04
C05	Vasoprotectives	15,384	0.20	91,948	0.08
C07	Beta Blocking Agents	281,867	3.69	868,486	0.75
C08	Calcium Channel Blockers	188,257	2.47	735,724	0.63
C09	Agents Acting on the Renin-Angiotensin System	448,565	5.88	3,837,347	3.31
C10	Lipid Modifying Agents	546,976	7.17	4,850,118	4.18
D	Dermatologicals	184,013	2.41	3,398,606	2.93
D01	Antifungals for Dermatological Use	43,797	0.57	318,234	0.27
D02	Emollients and Protectives	13,764	0.18	47,089	0.04
D03	Preparations for Treatment of Wounds and Ulcers	693	0.01	79,060	0.07
D04	Antipruritics incl. Antihistamines, Anesthetics, etc.	43	0.00	2,408	0.00
D05	Antipsoriatics	20,256	0.27	1,667,296	1.44
D06	Antibiotics and Chemotherapeutics for Dermatological Use	13,955	0.18	221,073	0.19
D07	Corticosteroids, Dermatological Preparations	68,709	0.90	400,380	0.35
D10	Anti-Acne Preparations	14,269	0.19	257,924	0.22
D11	Other Dermatological Preparations	8,527	0.11	405,142	0.35
G	Genito Urinary System and Sex Hormones	327,893	4.30	10,316,980	8.89
G01	Gynecological Antiinfectives and Antiseptics	1,119	0.02	8,524	0.01
G02	Other Gynecologicals	18,192	0.24	1,901,336	1.64
G03	Sex Hormones and Modulators of the Genital System	136,079	1.78	4,992,581	4.30
G04	Urologicals	172,503	2.26	3,414,539	2.94

Note: The above costs are inclusive of the monthly co-payment of €134 (2018) payable to the Pharmacy by an individual or family.

DPS: Distribution of Medicines and Appliances by Anatomical Therapeutic Chemical Classification *continued*

ATC Class	Product Category	Prescribing Frequency	% of Scheme Total	Ingredient Cost €	% of Scheme Total
H	Systemic Hormonal Preparations, Excl. Sex Hormones and Insulins	390,698	5.12	1,707,235	1.47
H01	Pituitary and Hypothalamic Hormones and Analogues	2,901	0.04	324,559	0.28
H02	Corticosteroids for Systemic Use	141,857	1.86	846,252	0.73
H03	Thyroid Therapy	245,365	3.21	522,672	0.45
H04	Pancreatic Hormones	575	0.01	13,752	0.01
J	Antiinfectives for Systemic Use	327,245	4.29	3,370,576	2.90
J01	Antibacterials for Systemic Use	290,545	3.81	2,184,798	1.88
J02	Antimycotics for Systemic Use	15,783	0.21	217,166	0.19
J04	Antimycobacterials	2,428	0.03	62,581	0.05
J05	Antivirals for Systemic Use	18,489	0.24	906,031	0.78
L	Antineoplastic and Immunomodulating Agents	94,682	1.23	2,361,687	2.04
L01	Antineoplastic Agents	7,878	0.10	521,159	0.45
L02	Endocrine Therapy	19,423	0.25	542,078	0.47
L04	Immunosuppressants	67,381	0.88	1,298,450	1.12

Note: The above costs are inclusive of the monthly co-payment of €134 (2018) payable to the Pharmacy by an individual or family.

DPS: Distribution of Medicines and Appliances by Anatomical Therapeutic Chemical Classification continued

ATC Class	Product Category	Prescribing Frequency	% of Scheme Total	Ingredient Cost €	% of Scheme Total
M	Musculo-Skeletal System	392,926	5.14	9,337,087	8.05
M01	Antiinflammatory and Antirheumatic Products	161,182	2.11	1,269,772	1.09
M02	Topical Products for Joint and Muscular Pain	63,893	0.84	448,917	0.39
M03	Muscle Relaxants	6,641	0.09	68,300	0.06
M04	Antigout Preparations	68,154	0.89	581,772	0.50
M05	Drugs for Treatment of Bone Diseases	76,697	1.00	6,521,033	5.62
M09	Other Drugs for Disorders of the Musculo-Skeletal System	16,359	0.21	447,293	0.39
N	Nervous System	1,311,489	17.18	16,523,233	14.24
N01	Anesthetics	4,520	0.06	369,772	0.32
N02	Analgesics	343,463	4.50	4,336,263	3.74
N03	Antiepileptics	160,064	2.10	4,211,211	3.63
N04	Anti-Parkinson Drugs	23,822	0.31	572,675	0.49
N05	Psycholeptics	340,774	4.46	2,238,271	1.93
N06	Psychoanaleptics	414,751	5.43	4,233,100	3.65
N07	Other Nervous System Drugs	24,095	0.32	561,941	0.48
P	Antiparasitic Products, Insecticides and Repellents	24,931	0.33	241,235	0.21
P01	Antiprotozoals	24,074	0.32	221,665	0.19
P02	Anthelmintics	283	0.00	10,819	0.01
P03	Ectoparasiticides, incl. Scabicides, Insecticides and Repellents	574	0.01	8,751	0.01

Note: The above costs are inclusive of the monthly co-payment of €134 (2018) payable to the Pharmacy by an individual or family.

DPS: Distribution of Medicines and Appliances by Anatomical Therapeutic Chemical Classification continued

ATC Class	Product Category	Prescribing Frequency	% of Scheme Total	Ingredient Cost €	% of Scheme Total
R	Respiratory System	746,247	9.78	13,264,185	11.44
R01	Nasal Preparations	111,204	1.46	1,332,708	1.15
R02	Throat Preparations	506,360	6.63	11,303,161	9.74
R03	Drugs for Obstructive Airway Diseases	21,772	0.29	145,501	0.13
R05	Cough and Cold Preparations	106,911	1.40	482,815	0.42
R06	Antihistamines for Systemic Use				
S	Sensory Organs	189,361	2.48	1,879,863	1.62
S01	Ophthalmologicals	175,676	2.30	1,840,385	1.59
S02	Otologicals	2,703	0.04	14,383	0.01
S03	Ophthalmological and Otological Preparations	10,982	0.14	25,096	0.02
V	Various	219,029	2.87	14,472,382	12.48
V01	Allergens	1,586	0.02	131,411	0.11
V03	All other Therapeutic Products	4,359	0.06	426,795	0.37
V04	Diagnostic Agents	12,416	0.16	508,756	0.44
V06	Clinical Nutritional Products	60,158	0.79	5,258,639	4.53
V07	All other Non-Therapeutic Products	140,510	1.84	8,146,781	7.03
	<i>Ostomy Requisites</i>	68,593	0.90	4,775,734	4.12
	<i>Needles/Syringes/Lancets</i>	20,966	0.27	162,700	0.14
	<i>Urinary Requisites</i>	20,077	0.26	2,304,393	1.99
	<i>Dressings</i>	2,558	0.03	99,212	0.09
	<i>Miscellaneous</i>	28,316	0.38	804,742	0.69
	Total	7,633,295	100.00%	€115,994,699	100.00%

Note: The above costs are inclusive of the monthly co-payment of €134 (2018) payable to the Pharmacy by an individual or family.

LTI: Distribution of Medicines and Appliances by Anatomical Therapeutic Chemical Classification

ATC Class	Product Category	Prescribing Frequency	% of Scheme Total	Ingredient Cost €	% of Scheme Total
A	Alimentary Tract and Metabolism	2,469,470	27.64	69,070,624	37.95
A01	Stomatological Preparations	493	0.01	2,925	0.00
A02	Drugs for Acid Related Disorders	22,043	0.25	272,419	0.15
A03	Drugs for Functional Gastrointestinal Disorders	2,423	0.03	165,539	0.09
A04	Antiemetics and Antinauseants	1,202	0.01	90,872	0.05
A05	Bile and Liver Therapy	683	0.01	16,835	0.01
A06	Drugs for Constipation	22,822	0.26	264,606	0.15
A07	Antidiarrheals, Intestinal Antiinflammatory/ Antiinfective Agents	820	0.01	24,058	0.01
A09	Digestives, incl. Enzymes	14,747	0.16	1,257,945	0.69
A10	Drugs Used in Diabetes	2,380,247	26.64	66,375,097	36.47
A11	Vitamins	16,322	0.18	362,380	0.20
A12	Mineral Supplements	6,708	0.07	40,358	0.02
A13	Tonics	5	0.00	52	0.00
A16	Other Alimentary Tract and Metabolism Products	955	0.01	197,538	0.11
B	Blood and Blood Forming Organs	893,784	10.00	5,942,821	3.26
B01	Antithrombotic Agents	851,122	9.53	5,861,594	3.22
B02	Antihemorrhagics	1,046	0.01	32,754	0.02
B03	Antianemic Preparations	41,506	0.46	43,917	0.02
B05	Blood Substitutes and Perfusion Solutions	110	0.00	4,556	0.00

LTI: Distribution of Medicines and Appliances by Anatomical Therapeutic Chemical Classification continued

ATC Class	Product Category	Prescribing Frequency	% of Scheme Total	Ingredient Cost €	% of Scheme Total
C	Cardiovascular System	3,238,830	36.25	18,550,996	10.19
C01	Cardiac Therapy	38,689	0.44	438,521	0.24
C02	Antihypertensives	81,363	0.91	728,627	0.40
C03	Diuretics	226,102	2.53	701,755	0.39
C04	Peripheral Vasodilators	286	0.00	4,635	0.00
C05	Vasoprotectives	41	0.00	163	0.00
C07	Beta Blocking Agents	439,569	4.92	1,158,548	0.64
C08	Calcium Channel Blockers	359,342	4.02	1,258,244	0.69
C09	Agents Acting on the Renin-Angiotensin System	979,055	10.96	6,358,203	3.49
C10	Lipid Modifying Agents	1,114,383	12.47	7,902,300	4.34
D	Dermatologicals	1,423	0.01	23,816	0.01
D01	Antifungals for Dermatological Use	449	0.01	3,138	0.00
D02	Emollients and Protectives	295	0.00	1,952	0.00
D03	Preparations for Treatment of Wounds and Ulcers	4	0.00	343	0.00
D04	Antipruritics, incl. Antihistamines, Anesthetics, etc.	2	0.00	7	0.00
D05	Antipsoriatics	71	0.00	12,654	0.01
D06	Antibiotics and Chemotherapeutics for Dermatological Use	131	0.00	761	0.00
D07	Corticosteroids, Dermatological Preparations	294	0.00	1,805	0.00
D08	Antiseptics and Disinfectants	51	0.00	391	0.00
D10	Anti-Acne Preparations	65	0.00	835	0.00
D11	Other Dermatological Preparations	61	0.00	1,930	0.00
G	Genito Urinary System and Sex Hormones	29,156	0.33	610,441	0.34
G01	Gynecological Antiinfectives and Antiseptics	78	0.00	25,998	0.02
G02	Other Gynecologicals	40	0.00	1,119	0.00
G03	Sex Hormones and Modulators of the Genital System	865	0.01	19,451	0.01
G04	Urologicals	28,173	0.32	563,873	0.31

LTI: Distribution of Medicines and Appliances by Anatomical Therapeutic Chemical Classification continued

ATC Class	Product Category	Prescribing Frequency	% of Scheme Total	Ingredient Cost €	% of Scheme Total
H	Systemic Hormonal Preparations, Excl. Sex Hormones and Insulins	37,325	0.42	788,540	0.44
H01	Pituitary and Hypothalamic Hormones and Analogues	3,441	0.04	249,527	0.14
H02	Corticosteroids for Systemic Use	5,611	0.06	87,848	0.05
H03	Thyroid Therapy	9,629	0.11	36,694	0.02
H04	Pancreatic Hormones	18,644	0.21	414,471	0.23
J	Antiinfectives for Systemic Use	32,789	0.37	858,911	0.47
J01	Antibacterials for Systemic Use	31,054	0.35	786,602	0.43
J02	Antimycotics for Systemic Use	417	0.01	19,176	0.01
J04	Antimycobacterials	63	0.00	2,450	0.00
J05	Antivirals for Systemic Use	1,255	0.01	50,683	0.03
L	Antineoplastic and Immunomodulating Agents	1,883	0.02	154,353	0.09
L01	Antineoplastic Agents	788	0.01	136,891	0.08
L02	Endocrine Therapy	36	0.00	563	0.00
L04	Immunosuppressants	1,059	0.01	16,899	0.01

LTI: Distribution of Medicines and Appliances by Anatomical Therapeutic Chemical Classification continued

ATC Class	Product Category	Prescribing Frequency	% of Scheme Total	Ingredient Cost €	% of Scheme Total
M	Musculo-Skeletal System	26,223	0.29	327,715	0.18
M01	Antiinflammatory and Antirheumatic Products	4,268	0.05	34,824	0.02
M02	Topical Products for Joint and Muscular Pain	1,104	0.01	8,324	0.00
M03	Muscle Relaxants	16,805	0.19	235,320	0.13
M04	Antigout Preparations	1,852	0.02	11,623	0.01
M05	Drugs for Treatment of Bone Diseases	1,934	0.02	31,940	0.02
M09	Other Drugs for Disorders of the Musculo-Skeletal System	260	0.00	5,684	0.00
N	Nervous System	847,333	9.48	29,536,946	16.23
N01	Anesthetics	352	0.00	21,164	0.01
N02	Analgesics	11,634	0.13	116,714	0.06
N03	Antiepileptics	585,095	6.55	19,323,484	10.62
N04	Anti-Parkinson Drugs	126,222	1.41	6,155,329	3.38
N05	Psycholeptics	56,561	0.63	1,840,961	1.01
N06	Psychoanaleptics	60,626	0.68	1,162,630	0.64
N07	Other Nervous System Drugs	6,843	0.08	916,664	0.51
P	Antiparasitic Products, Insecticides and Repellents	258	0.00	4,313	0.00
P01	Antiprotozoals	256	0.00	4,298	0.00
P02	Anthelmintics	1	0.00	2	0.00
P03	Ectoparasiticides, incl. Scabicides, Insecticides and Repellents	1	0.00	13	0.00

LTI: Distribution of Medicines and Appliances by Anatomical Therapeutic Chemical Classification continued

ATC Class	Product Category	Prescribing Frequency	% of Scheme Total	Ingredient Cost €	% of Scheme Total
R	Respiratory System	24,093	0.27	504,790	0.28
R01	Nasal Preparations	1,775	0.02	19,747	0.01
R02	Throat Preparations	3	0.00	8	0.00
R03	Drugs for Obstructive Airway Diseases	16,979	0.19	292,907	0.16
R05	Cough and Cold Preparations	3,888	0.04	167,908	0.09
R06	Antihistamines for Systemic Use	1,448	0.02	24,220	0.02
S	Sensory Organs	4,701	0.05	144,060	0.08
S01	Ophthalmologicals	4,594	0.05	143,647	0.08
S02	Otologicals	43	0.00	231	0.00
S03	Ophthalmological and Otological Preparations	64	0.00	182	0.00
V	Various	1,328,768	14.87	55,462,255	30.48
V03	All other Therapeutic Products	348	0.00	52,936	0.03
V04	Diagnostic Agents	766,632	8.58	32,133,289	17.66
V06	Clinical Nutritional Products	42,144	0.47	7,039,827	3.87
V07	All other Non-Therapeutic Products	519,644	5.82	16,236,203	8.92
	<i>Needles/Syringes/Lancets/Swabs</i>	442,218	4.95	11,512,550	6.33
	<i>Urinary Requisites</i>	18,934	0.21	2,824,188	1.55
	<i>Ostomy Requisites</i>	2,592	0.03	172,569	0.09
	<i>Nutritional/Ancillary Devices</i>	2,127	0.02	541,208	0.30
	<i>Dressings</i>	607	0.01	32,200	0.02
	<i>Miscellaneous</i>	53,166	0.60	1,153,488	0.63
	Total	8,936,036	100.00%	€181,980,581	100.00%

HT: Distribution of Medicines by Anatomical Therapeutic Chemical Classification

ATC Class	Product Category	Prescribing Frequency	% of Scheme Total	Ingredient Cost €	% of Scheme Total
A	Alimentary Tract and Metabolism	811	0.10	1,203,808	0.17
A07A	Intestinal Antiinfectives	503	0.06	169,545	0.02
A16AX	Various Alimentary Tract and Metabolism Products	308	0.04	1,034,263	0.15
B	Blood and Blood Forming Organs	41,136	5.03	18,721,734	2.62
B01	Antithrombotic Agents	415	0.05	1,376,912	0.19
B02	Antihemorrhagics	2,504	0.31	3,724,012	0.52
B03	Antianemic Preparations	38,038	4.65	12,739,911	1.79
B06	Other Hematological Agents	179	0.02	880,899	0.12
C	Cardiovascular System	13,630	1.67	13,092,794	1.84
C02	Antihypertensives	13,630	1.67	13,092,794	1.84
G	Genito Urinary System and Sex Hormones	30,235	3.70	12,582,574	1.76
G03	Sex Horomones and Modulators of the Genital System	30,235	3.70	12,582,574	1.76

Note: Based on the data available from claims submitted by Pharmacists.

HT: Distribution of Medicines by Anatomical Therapeutic Chemical Classification continued

ATC Class	Product Category	Prescribing Frequency	% of Scheme Total	Ingredient Cost €	% of Scheme Total
H	Systemic Hormonal Preparations, Excl. Sex Hormones and Insulins	64,800	7.92	26,021,924	3.65
H01	Pituitary and Hypothalamic Hormones and Analogues	31,257	3.82	17,404,137	2.44
H05	Calcium Homeostasis	33,543	4.10	8,617,787	1.21
J	Antiinfectives for Systemic Use	21,211	2.58	17,606,793	2.47
J01	Antibacterials for Systemic Use	4,856	0.59	7,977,888	1.12
J02	Antimycotics for Systemic Use	2,708	0.33	4,517,746	0.63
J05	Antivirals for Systemic Use	9,932	1.21	2,353,011	0.33
J06	Immune Sera and Immunoglobulins	3,715	0.45	2,758,148	0.39
L	Antineoplastic and Immunomodulating Agents	606,699	74.16	507,470,337	71.15
L01	Antineoplastic Agents	40,762	4.98	71,576,665	10.04
L02	Endocrine Therapy	76,901	9.40	37,899,038	5.31
L03	Immunostimulants	56,095	6.86	41,522,720	5.82
L04	Immunosuppressants	432,941	52.92	356,471,914	49.98

Note: Based on the data available from claims submitted by Pharmacists.

HT: Distribution of Medicines by Anatomical Therapeutic Chemical Classification *continued*

ATC Class	Product Category	Prescribing Frequency	% of Scheme Total	Ingredient Cost €	% of Scheme Total
M	Musculo-Skeletal System	7,671	0.94	2,052,953	0.29
M05	Drugs for treatment of Bone Diseases	7,671	0.94	2,052,953	0.29
N	Nervous System	14,246	1.74	10,454,385	1.47
N07XX	Other Nervous System Drugs	14,246	1.74	10,454,385	1.47
R	Respiratory System	14,932	1.82	101,680,800	14.25
R05CB	Mucolytics	6,665	0.81	4,523,015	0.63
R07AX	Other Respiratory System Products	8,267	1.01	97,157,785	13.62
V	Various	2,743	0.34	2,360,778	0.33
V03AC	Iron Chelating Agents	2,743	0.34	2,360,778	0.33
	Total	818,114	100.00%	€713,248,880	100.00%

Note: Based on the data available from claims submitted by Pharmacists.





DENTAL SECTION

Scale of Fees Payable under the Dental Treatment Services Scheme as at 31st December 2018

Treatment Type	Routine €
Oral Examination	33.00
Prophylaxis	31.00
Restoration (Amalgam)	50.06
Restoration (Composite) 6 anterior teeth only	51.88
Exodontics (Extraction under local anaesthetic)	39.50
Surgical Extraction - Maximum 2 units:	
Fee payable for each 15 minute unit	35.00
Maximum payable	70.00
1st Stage Endodontic Treatment (Anterior teeth only)	57.30
Denture Repairs	
1st Item of Repair	47.86
Each Subsequent Item	15.34
Maximum payable	78.54
Apicectomy / Amputation of Roots	168.70
Endodontics (Anterior teeth only)	137.66
Protracted Periodontal Treatment per visit (Max 4)	26.36
Miscellaneous	
(e.g. Haemorrhage and Prescriptions only)	22.65
Prosthetics	
Full Upper or Lower Denture	326.22
Partial Upper or Lower Acrylic Denture	239.27
Complete Upper or Lower Reline	130.59
Complete Upper and Lower Reline	217.38
Full Upper and Lower Denture	478.74

Payments to Dentists: Claims Reimbursed 2018

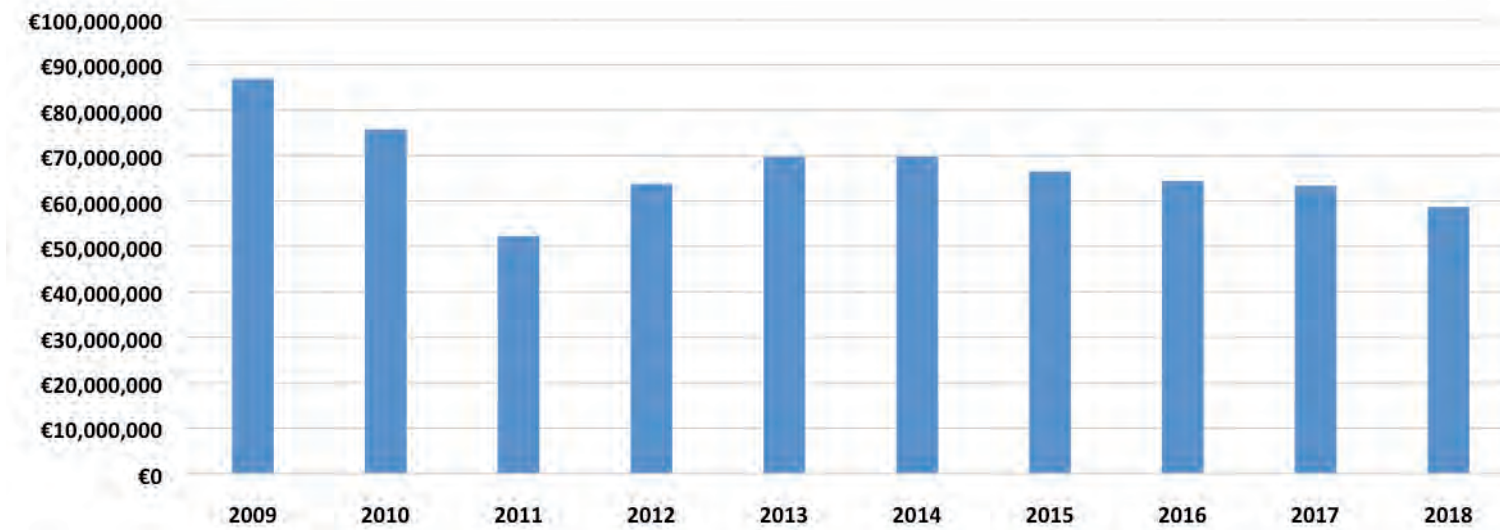
Above the Line €41.98m	Below the Line €16.70m
<p>Dentists were reimbursed a total of €58,680,201 in 2018, in respect of treatments provided for more than 389,791 GMS persons under the DTS Scheme</p> <p>The following treatments were available to all GMS eligible persons.</p> <p>ROUTINE: Routine treatments are categorised as either 'Above the Line' or 'Below the Line';</p> <p>'Above the Line' treatments are uncomplicated procedures e.g. Amalgam (Filling); Extractions;</p> <p>'Below the Line' treatments are advanced procedures e.g. Protracted Periodontal; Prosthetics.</p>	<p>'Below the Line' treatments - prior Health Service Executive approval for a specific course of treatment under this category is required. Full denture treatment is available, with prior Health Service Executive approval, to all eligible GMS persons over 16 years.</p>

Payments to Dentists: Claims Reimbursed in each CHO

Community Healthcare Organisation	2018
CHO Area 1	€6,454,835
CHO Area 2	€5,870,869
CHO Area 3	€4,981,140
CHO Area 4	€9,281,021
CHO Area 5	€8,542,808
CHO Area 6	€2,850,707
CHO Area 7	€7,008,502
CHO Area 8	€7,742,156
CHO Area 9	€5,948,163
National	€58,680,201

Note: Figures include reimbursed fees in respect of Health (Amendment) Act 1996 claims.

Payments to Dentists: Claims Reimbursed 2009 - 2018

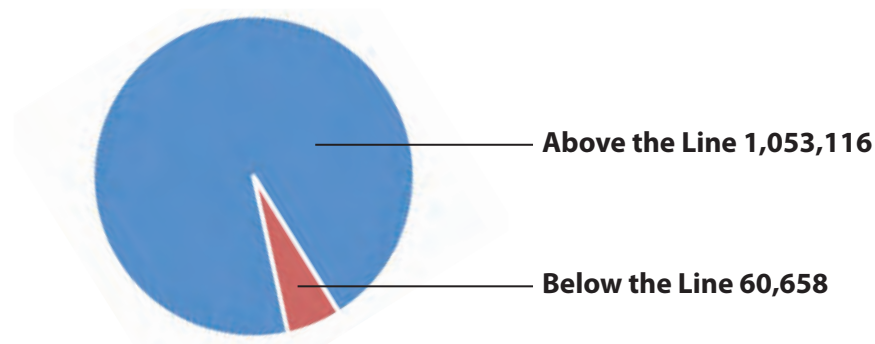


Year	Payments to Dentists
2009	€86,834,606
2010	€75,768,061
2011	€52,260,023
2012	€63,717,122
2013	€69,749,991
2014	€69,782,332
2015	€66,505,516
2016	€64,393,261
2017	€63,369,808
2018	€58,680,201

Note: Figures from 2017 included reimbursed fees in respect of Health (Amendment) Act 1996 claims.

Number of Dental Treatments Claimed 2018

National – Number of Treatments Claimed 2018



Number and Value of Dental Treatments Claimed by CHO

Community Healthcare Organisation	*Above the Line	**Below the Line	***No. of Persons Treated	Value of Reimbursements
CHO Area 1	109,568	6,887	41,676	€6,454,835
CHO Area 2	111,083	5,716	43,026	€5,870,869
CHO Area 3	91,142	5,064	32,765	€4,981,140
CHO Area 4	168,374	9,314	61,408	€9,281,021
CHO Area 5	150,431	10,127	53,712	€8,542,808
CHO Area 6	51,537	2,687	19,633	€2,850,707
CHO Area 7	126,768	6,965	47,535	€7,008,502
CHO Area 8	138,642	7,928	52,317	€7,742,156
CHO Area 9	105,571	5,970	37,719	€5,948,163
National	1,053,116	60,658	389,791	€58,680,201

ROUTINE - Routine treatments are categorised as either 'Above the Line' or 'Below the Line':

'Above the Line' (ATL) treatments are uncomplicated procedures;

'Below the Line' (BTL) treatments are advanced procedures.

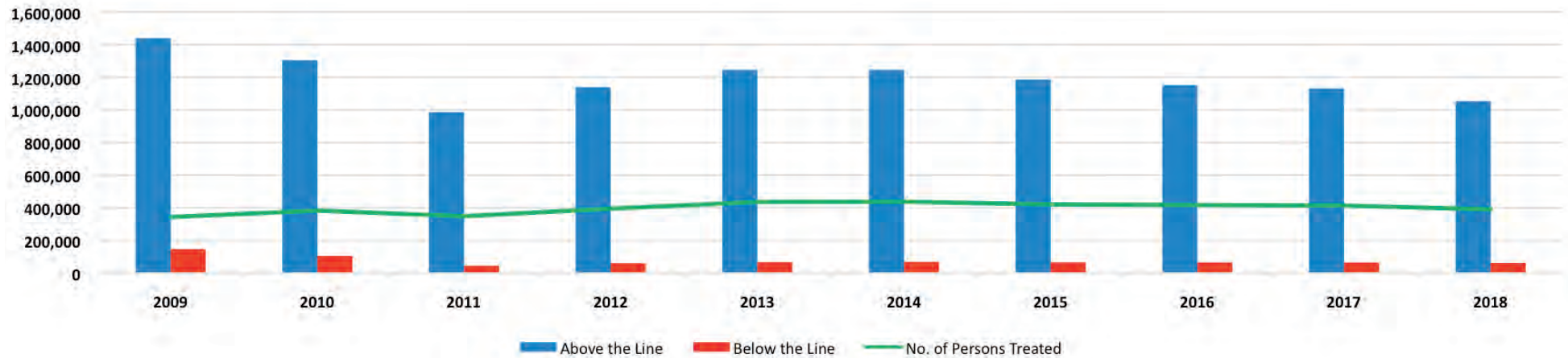
** The most frequently used ATL service was Oral Examination, which was used by 355,161 patients followed by Amalgam Restoration.*

*** In the BTL category the most frequently used service was Prosthetics followed by Protracted Periodontal and Endodontics.*

**** This figure is the number of unique GMS persons treated.*

Note: Figures include claims under the Health (Amendment) Act 1996.

Number of Dental Treatments Claimed 2009 - 2018



Year	Above the Line	Below the Line	No. of Persons Treated
2009	1,439,431	145,167	343,067
2010	1,304,340	104,346	382,404
2011	986,334	43,698	347,773
2012	1,138,977	59,147	394,399
2013	1,245,215	65,558	435,292
2014	1,245,135	67,248	436,433
2015	1,186,342	64,583	420,459
2016	1,151,562	63,480	416,662
2017	1,131,347	63,383	413,111
2018	1,053,116	60,658	389,791

Note: Figures from 2017 include claims in respect of Health (Amendment) Act 1996.



OPTICAL SECTION

Scale of Fees Payable under the Health Service Executive Community Ophthalmic Services Scheme

As at 31st December 2018	€	As at 31st December 2018	€
Examinations		Single Vision Lenses to Non-Standard Frame	
Eye Examination Ophthalmic Optician	22.51	Single Vision Lens (1) (Glass) Distance	23.70 (H)
Eye Examination Ophthalmologist / Ophthalmic Medical Practitioner	24.78	Single Vision Lenses (2) (Glass) Distance	47.41 (H)
Medical Eye Examination by Ophthalmologist	49.58	Single Vision Lens (1) (Glass) Reading	23.70 (H)
Eye Examination for Contact Lenses (Grant)	68.44 (H)	Single Vision Lenses (2) (Glass) Reading	47.41 (H)
Eye Examination Ophthalmic (Dilation)	45.03	Single Vision Lens (1) (Plastic) Distance	27.03 (H)
Appliances		Single Vision Lenses (2) (Plastic) Distance	54.06 (H)
Single Vision Complete Appliances		Single Vision Lens (1) (Plastic) Reading	27.03 (H)
Spectacles - Distance	42.37	Single Vision Lenses (2) (Plastic) Reading	54.06 (H)
Spectacles - Reading	42.37	Additional Specification For Lenses To All Spectacle Types	
Spectacles - Uncollected	29.49	Special grant towards additional specification for Lens (1)	82.62 (H)
Contact Lenses (Pair)	42.36	- applies to all spectacle types	
Contact Lenses Standard or Disposable per pair (Grant)	64.78 (H)	Special grant towards additional specification for Lenses (2)	165.26 (H)
Single Vision Spectacles - with Glass Lenses Distance	122.85 (H)	- applies to all spectacle types	
Single Vision Spectacles - with Glass Lenses Reading	122.85 (H)		
Single Vision Spectacles - with Plastic Lenses Distance	132.00 (H)		
Single Vision Spectacles - with Plastic Lenses Reading	132.00 (H)		
Single Vision Lenses to Own Frame			
Replacement Distance Lens (1) to own Frame	16.46		
Replacement Distance Lenses (2) to own Frame	32.94		
Replacement Reading Lens (1) to own Frame	16.46		
Replacement Reading Lenses (2) to own Frame	32.94		

(H) Denotes Fees Payable in Respect of Services under the Health (Amendment) Act 1996 only.

Note: Where applicable values are inclusive of materials and VAT.

Scale of Fees Payable under the Health Service Executive Community Ophthalmic Services Scheme continued

As at 31st December 2018	€	As at 31st December 2018	€
Other Items - Single Vision		Bifocals	
Lenticular Lens (1 Surface)	11.75	Spectacles Bifocal Complete	84.19
Lenticular Lenses (2 Surfaces)	23.51	Fused Bifocal Spectacles	163.88 (H)
Lenticular Lenses (3 Surfaces)	35.27	Varifocal Spectacles - Glass or Plastic	252.73 (H)
Lenticular Lenses (4 Surfaces)	47.02		
Tinted Lens (1)	7.49	Bifocal Lenses	
Tinted Lenses (2)	14.98	Replacement Bifocal Lens (1) to own Frame	37.43
Tinted Lenses (3)	22.47	Replacement Bifocal Lenses (2) to own Frame	74.85
Tinted Lenses (4)	29.97	Bifocal Lens (1) to Non-Standard Frames	48.15 (H)
Prism (1)	6.36	Bifocal Lenses (2) to Non-Standard Frames	96.32 (H)
Prisms (2)	12.72	Varifocal Lens (1) (Grant)	95.61 (H)
Prisms (3)	19.09	Varifocal Lenses (2) (Grant)	191.20 (H)
Prisms (4)	25.45		
Prisms (5)	31.81	Other Items - Bifocals	
Prisms (6)	38.17	Sphere over 6.00 and up to 9.00 extra charge (1) Lens	4.22
Prisms (7)	44.53	Sphere over 6.00 and up to 9.00 extra charge (2) Lenses	8.44
Prisms (8)	50.90	Sphere over 9.00 extra charge (1) Lens	9.37
Dioptric powers higher than 8.00 (1) Lens	6.25	Sphere over 9.00 extra charge (2) Lenses	18.75
Dioptric powers higher than 8.00 (2) Lenses	12.50	Tinted Lens (1)	8.27
Dioptric powers higher than 8.00 (3) Lenses	18.75	Tinted Lenses (2)	16.55
Dioptric powers higher than 8.00 (4) Lenses	24.99	Prism (1)	8.84
Anti-Reflective Coating on Plastic Lens (1)	18.33 (H)	Prisms (2)	17.67
Anti-Reflective Coating on Plastic Lenses (2)	36.66 (H)		
Dioptric powers higher than 6.00 (Plastic) (1) Lens	15.62	Repairs	
Dioptric powers higher than 6.00 (Plastic) (2) Lenses	31.24	Replacement Frame to own Lenses	12.16
Dioptric powers higher than 6.00 (Plastic) (3) Lenses	46.86	Replacement front to own Lenses	5.83
Dioptric powers higher than 6.00 (Plastic) (4) Lenses	62.48	Replacement Side (1) to own Frame	2.45
Plastic Lens (1) for children as prescribed	4.73	Replacement Sides (2) to own Frame	4.90
Plastic Lenses (2) for children as prescribed	9.45	Complete new Frames	90.60 (H)
Plastic Lens (1) Adult	4.58 (H)		
Plastic Lenses (2) Adult	9.16 (H)		

(H) Denotes Fees Payable in Respect of Services under the Health (Amendment) Act 1996 only.

Note: Where applicable values are inclusive of materials and VAT.

Payments to Optometrists/Ophthalmologists: Claims Reimbursed 2018

Under the Health Service Executive Community Ophthalmic Services Scheme, Optometric/Ophthalmic services are provided to adult medical card holders, which include free eye examinations and necessary spectacles/appliances.

Payments in respect of spectacles provided under the Children's Scheme are also made by the Primary Care Reimbursement Service on behalf of the majority of Health Service Executive Areas.

Payments in respect of eye examinations and necessary spectacles/appliances are provided under the Teenager's Scheme for eligible medical card holders on behalf of certain Health Service Executive Areas.

In the 12-month period to the end of December 2018, claims were received on behalf of 287,305 GMS persons for 691,965 treatments costing €26,987,051.

Eye examinations by Optometrists/Ophthalmologists totalled 299,309; complete spectacles (distance, reading and bi-focals) and other appliances provided under the Scheme totalled 392,656.

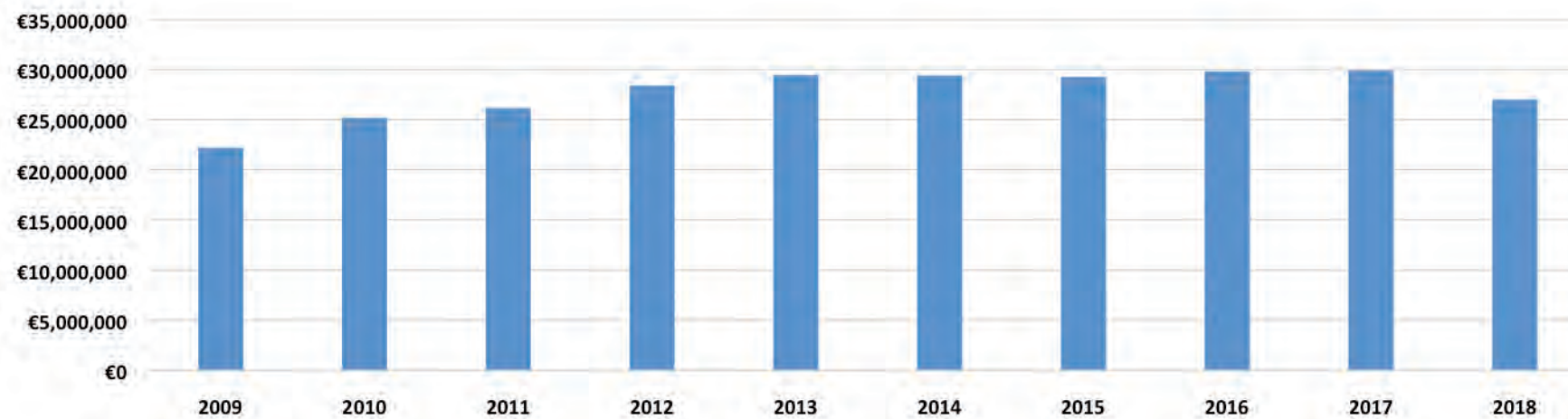
Payments to Optometrists/Ophthalmologists: Claims Reimbursed in each CHO

Community Healthcare Organisation	2018
CHO Area 1	€2,846,375
CHO Area 2	€2,943,272
CHO Area 3	€2,366,591
CHO Area 4	€3,720,985
CHO Area 5	€3,927,729
CHO Area 6	€1,673,728
CHO Area 7	€3,505,114
CHO Area 8	€3,598,170
CHO Area 9	€2,405,087
National	€26,987,051

Additional payments to Optometrists and Ophthalmologists during 2018 included:

<i>Optical services for Children</i>	€2,263,594
<i>Optical services for Teenagers</i>	€461,463
<i>Health (Amendment) Act 1996</i>	€119,932

Payments to Optometrists/Ophthalmologists: Claims Reimbursed 2009 - 2018

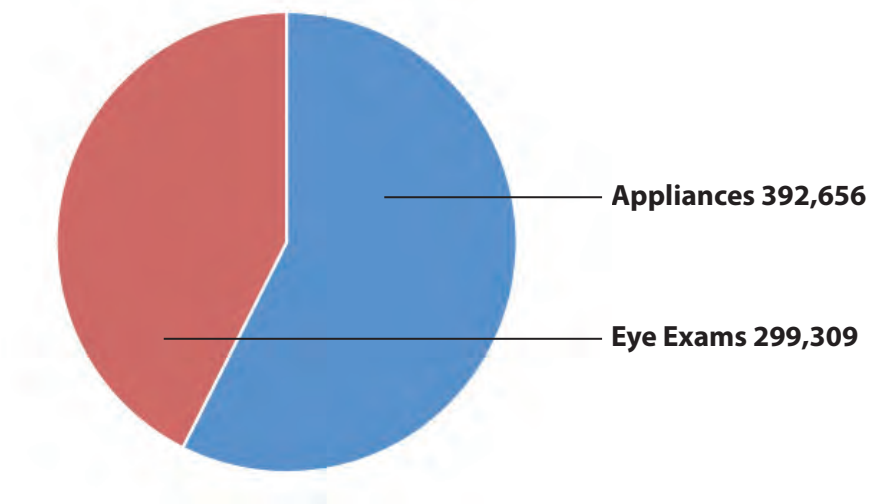


Year	*Payments to Optometrists/Ophthalmologists
2009	€22,184,541
2010	€25,178,002
2011	€26,129,947
2012	€28,384,091
2013	€29,428,465
2014	€29,380,087
2015	€29,253,405
2016	€29,809,064
2017	€29,892,456
2018	€26,987,051

Note: * Figures exclude payments for HAA, Teenagers and Children.

Number of Treatments by Optometrists/Ophthalmologists

National Number of Treatments 2018



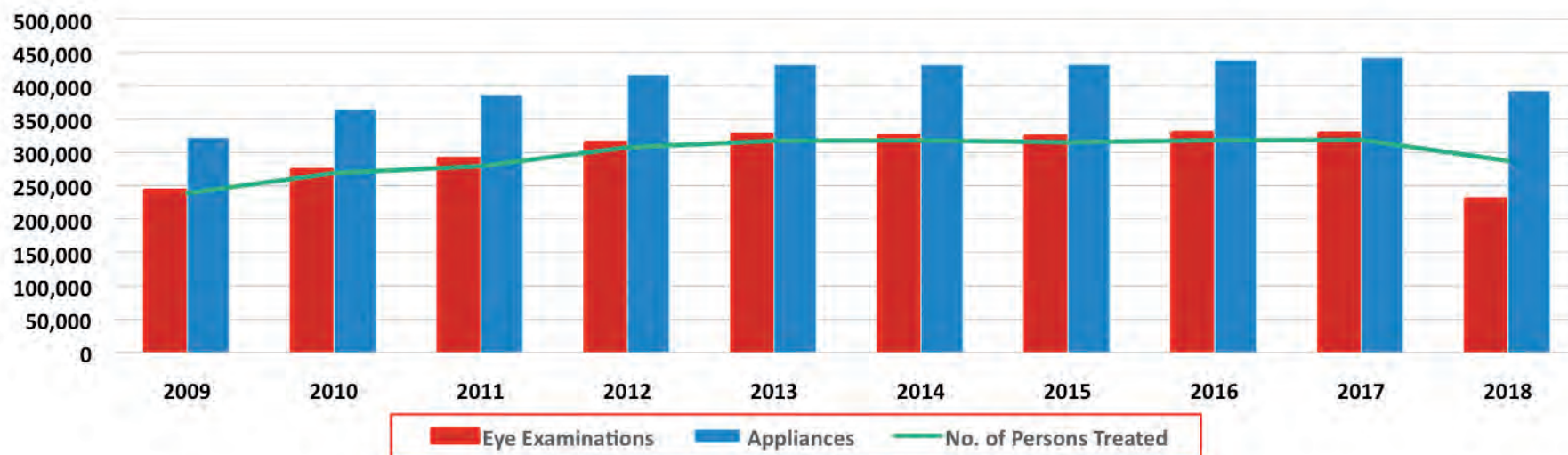
Number of Treatments by Optometrists/Ophthalmologists in each CHO

Community Healthcare Organisation	Eye Examinations	Appliances	*No. of Persons Treated	**Value of Reimbursements
CHO Area 1	31,808	42,780	32,280	€2,846,375
CHO Area 2	31,370	44,408	31,706	€2,943,272
CHO Area 3	26,119	36,582	25,709	€2,366,591
CHO Area 4	43,542	52,732	39,002	€3,720,985
CHO Area 5	42,690	62,337	43,641	€3,927,729
CHO Area 6	19,709	20,183	16,601	€1,673,728
CHO Area 7	38,636	48,620	35,561	€3,505,114
CHO Area 8	39,323	51,383	37,892	€3,598,170
CHO Area 9	26,112	33,631	24,913	€2,405,087
National	299,309	392,656	287,305	€26,987,051

Note: * This figure is the number of unique GMS persons treated.

** Figures exclude payments for HAA, Teenagers and Children.

Number of Treatments by Optometrists/Ophthalmologists 2009 - 2018



Year	Eye Examinations	Appliances	*No. of Persons Treated	**Value of Reimbursements
2009	242,336	322,270	238,844	€22,184,541
2010	273,124	364,726	269,076	€25,178,002
2011	289,924	385,917	279,505	€26,129,947
2012	313,960	416,669	307,522	€28,384,091
2013	326,268	432,007	317,218	€29,428,465
2014	324,668	431,637	317,731	€29,380,087
2015	323,594	432,442	315,040	€29,253,405
2016	328,896	438,384	318,021	€29,809,064
2017	327,968	442,773	318,570	€29,892,456
2018	229,309	392,656	287,305	€26,987,051

Note: * This figure is the number of unique GMS persons treated.

** Figures exclude payments for HAA, Teenagers and Children.

