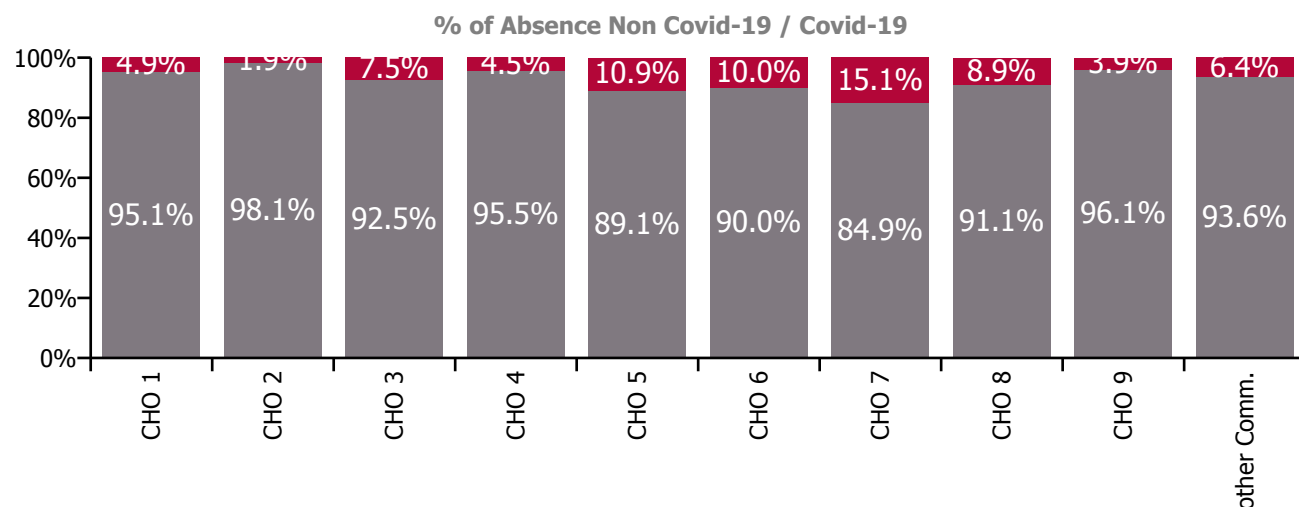
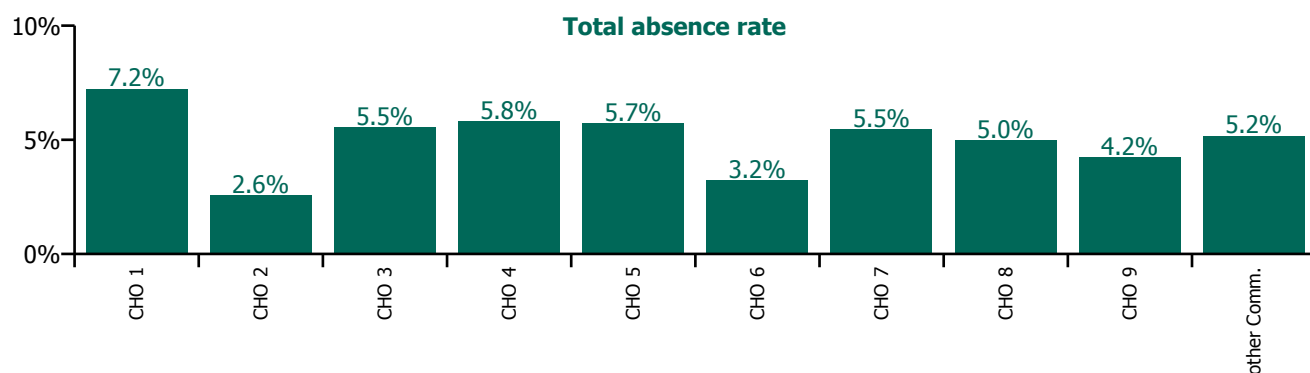


May 2023

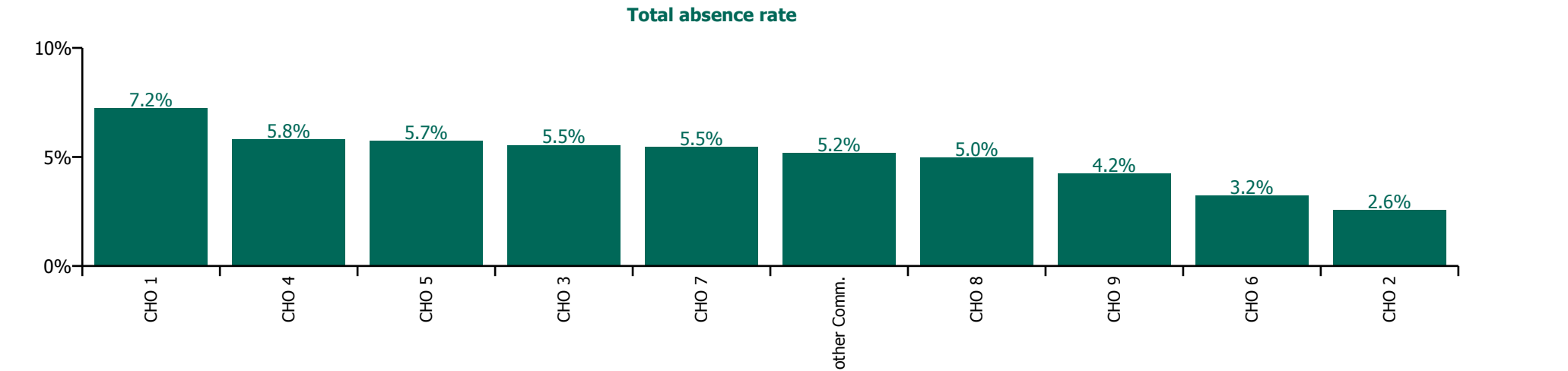
Health Service Absence Rate - by Staff Category: May 2023	Certified absence	Self-certified absence	Non Covid-19 absence	Covid-19 absence	Total absence rate	% Non Covid-19 absence	% Covid-19 absence
Mental Health	4.1%	0.5%	4.6%	0.4%	5.0%	92.8%	7.2%
Medical & Dental	2.0%	0.1%	2.1%	0.1%	2.3%	93.7%	6.3%
Nursing & Midwifery	4.6%	0.6%	5.2%	0.4%	5.6%	92.7%	7.3%
Health & Social Care Professionals	3.3%	0.3%	3.6%	0.3%	3.9%	92.6%	7.4%
Management & Administrative	3.0%	0.4%	3.4%	0.2%	3.6%	95.5%	4.5%
General Support	5.9%	0.4%	6.3%	0.4%	6.6%	94.4%	5.6%
Patient & Client Care	5.0%	0.7%	5.6%	0.6%	6.2%	90.9%	9.1%

Health Service Absence Rate - Care Group by CHO: May 2023	Certified absence	Self-certified absence	Non Covid-19 absence	Covid-19 absence	Total absence rate	% Non Covid-19 absence	% Covid-19 absence
Mental Health	4.1%	0.5%	4.6%	0.4%	5.0%	92.8%	7.2%
CHO 1	6.4%	0.5%	6.9%	0.4%	7.2%	95.1%	4.9%
CHO 2	2.4%	0.1%	2.5%	0.0%	2.6%	98.1%	1.9%
CHO 3	4.7%	0.5%	5.1%	0.4%	5.5%	92.5%	7.5%
CHO 4	5.1%	0.4%	5.5%	0.3%	5.8%	95.5%	4.5%
CHO 5	4.5%	0.6%	5.1%	0.6%	5.7%	89.1%	10.9%
CHO 6	2.4%	0.5%	2.9%	0.3%	3.2%	90.0%	10.0%
CHO 7	4.1%	0.6%	4.6%	0.8%	5.5%	84.9%	15.1%
CHO 8	3.9%	0.6%	4.5%	0.4%	5.0%	91.1%	8.9%
CHO 9	3.6%	0.5%	4.1%	0.2%	4.2%	96.1%	3.9%
Other Community Services	3.9%	0.9%	4.8%	0.3%	5.2%	93.6%	6.4%

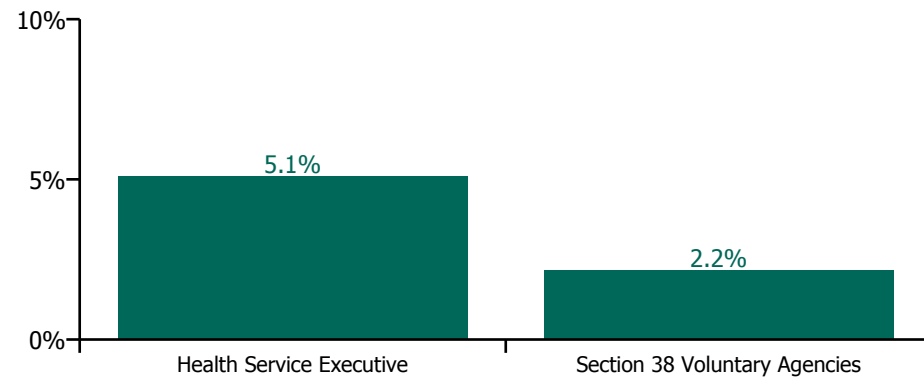


May 2023

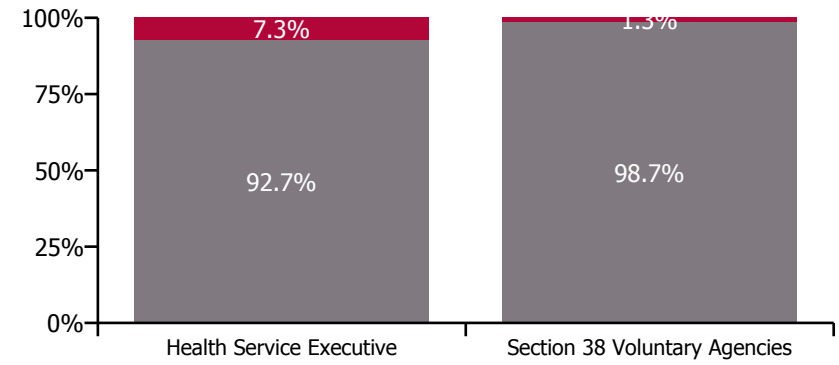
Health Service Absence Rate - by Hospital Group & Staff Category: May 2023	Medical & Dental	Nursing & Midwifery	Health & Social Care Professionals	Management & Administrative	General Support	Patient & Client Care	Certified absence	Self-certified absence	Non Covid-19 absence	Covid-19 absence	Total absence rate
Mental Health	2.3%	5.6%	3.9%	3.6%	6.6%	6.2%	4.1%	0.5%	4.6%	0.4%	5.0%
CHO 1	3.8%	7.5%	7.2%	6.9%	12.0%	5.4%	6.4%	0.5%	6.9%	0.4%	7.2%
CHO 2	0.9%	1.7%	1.9%	1.8%	3.9%	5.6%	2.4%	0.1%	2.5%	0.0%	2.6%
CHO 3	2.6%	7.6%	2.1%	5.4%	8.1%	3.8%	4.7%	0.5%	5.1%	0.4%	5.5%
CHO 4	2.0%	7.1%	5.0%	2.7%	8.0%	6.2%	5.1%	0.4%	5.5%	0.3%	5.8%
CHO 5	3.2%	6.7%	4.4%	4.2%	6.6%	3.3%	4.5%	0.6%	5.1%	0.6%	5.7%
CHO 6	0.5%	3.7%	4.8%	1.0%	1.8%	4.2%	2.4%	0.5%	2.9%	0.3%	3.2%
CHO 7	3.2%	5.6%	3.0%	5.6%	2.3%	10.4%	4.1%	0.6%	4.6%	0.8%	5.5%
CHO 8	1.7%	4.6%	5.3%	4.6%	9.7%	6.4%	3.9%	0.6%	4.5%	0.4%	5.0%
CHO 9	3.3%	4.2%	2.5%	3.7%	5.4%	6.7%	3.6%	0.5%	4.1%	0.2%	4.2%
Other Community Services	0.2%	7.2%	0.7%	1.1%	3.3%	7.9%	3.9%	0.9%	4.8%	0.3%	5.2%



Total absence rate



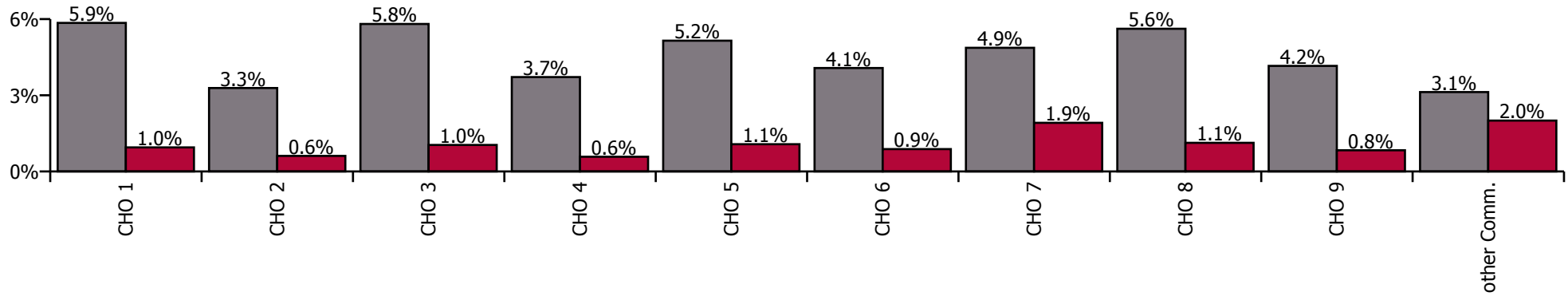
Non Covid-19 & Covid-19 Absence



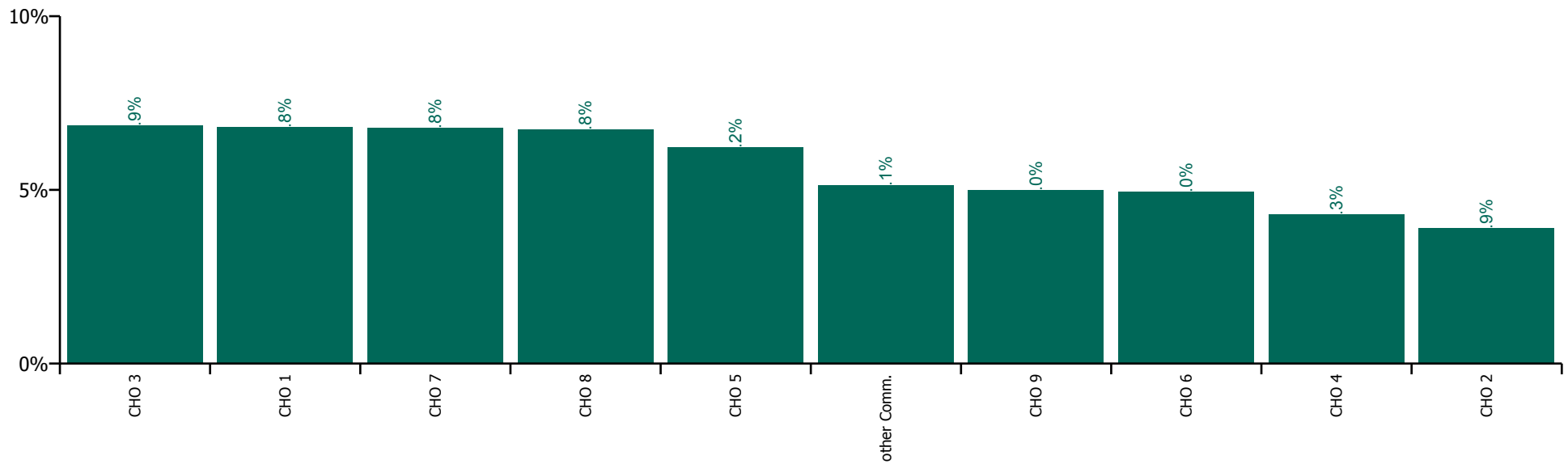
May 2023

Health Service Absence Rate by Hospital: May 2023	Medical & Dental	Nursing & Midwifery	Health & Social Care Professionals	Management & Administrative	General Support	Patient & Client Care	Certified absence	Self-certified absence	Non Covid-19 absence	Covid-19 absence	Total absence rate
Mental Health	2.3%	6.3%	4.2%	4.2%	6.7%	6.5%	4.1%	0.4%	4.5%	1.0%	5.5%
Health Service Executive	3.0%	7.4%	5.6%	5.8%	9.3%	7.4%	5.4%	0.4%	5.9%	1.0%	6.8%
CHO 1	3.0%	7.4%	5.6%	5.8%	9.3%	7.4%	5.4%	0.4%	5.9%	1.0%	6.8%
Health Service Executive	1.1%	4.9%	3.1%	3.1%	2.8%	3.9%	3.1%	0.2%	3.3%	0.6%	3.9%
CHO 2	1.1%	4.9%	3.1%	3.1%	2.8%	3.9%	3.1%	0.2%	3.3%	0.6%	3.9%
Health Service Executive	4.4%	8.3%	4.0%	6.2%	5.0%	8.4%	5.3%	0.5%	5.8%	1.0%	6.9%
CHO 3	4.4%	8.3%	4.0%	6.2%	5.0%	8.4%	5.3%	0.5%	5.8%	1.0%	6.9%
Health Service Executive	1.9%	5.0%	3.2%	2.9%	5.0%	4.6%	3.3%	0.4%	3.7%	0.6%	4.3%
CHO 4	1.9%	5.0%	3.2%	2.9%	5.0%	4.6%	3.3%	0.4%	3.7%	0.6%	4.3%
Health Service Executive	2.4%	6.7%	5.0%	4.8%	7.1%	7.1%	4.6%	0.5%	5.2%	1.1%	6.2%
CHO 5	2.4%	6.7%	5.0%	4.8%	7.1%	7.1%	4.6%	0.5%	5.2%	1.1%	6.2%
Health Service Executive	1.8%	6.1%	5.9%	4.4%	7.8%	5.3%	4.1%	0.5%	4.6%	1.0%	5.7%
Section 38 Voluntary Agencies	1.7%	4.0%	4.5%	4.4%	7.2%	3.8%	2.9%	0.4%	3.3%	0.7%	3.9%
CHO 6	1.7%	5.6%	4.9%	4.4%	7.6%	5.1%	3.6%	0.5%	4.1%	0.9%	5.0%
Health Service Executive	2.2%	7.3%	4.6%	6.8%	11.5%	12.8%	4.4%	0.4%	4.9%	1.9%	6.8%
CHO 7	2.2%	7.3%	4.6%	6.8%	11.5%	12.8%	4.4%	0.4%	4.9%	1.9%	6.8%
Health Service Executive	2.1%	7.1%	5.0%	5.6%	10.0%	9.3%	5.1%	0.6%	5.6%	1.1%	6.8%
CHO 8	2.1%	7.1%	5.0%	5.6%	10.0%	9.3%	5.1%	0.6%	5.6%	1.1%	6.8%
Health Service Executive	3.1%	5.3%	4.4%	6.3%	6.6%	5.8%	3.9%	0.4%	4.3%	0.9%	5.2%
Section 38 Voluntary Agencies	1.6%	3.6%	2.1%	4.5%	5.5%	2.9%	3.0%	0.4%	3.3%	0.7%	4.0%
CHO 9	3.0%	4.9%	4.3%	5.9%	6.3%	5.7%	3.8%	0.4%	4.2%	0.8%	5.0%
Other Community Services	1.7%	7.4%	2.1%	0.8%	5.2%	8.3%	2.5%	0.7%	3.1%	2.0%	5.1%

Non Covid-19 / Covid-19 absence rates



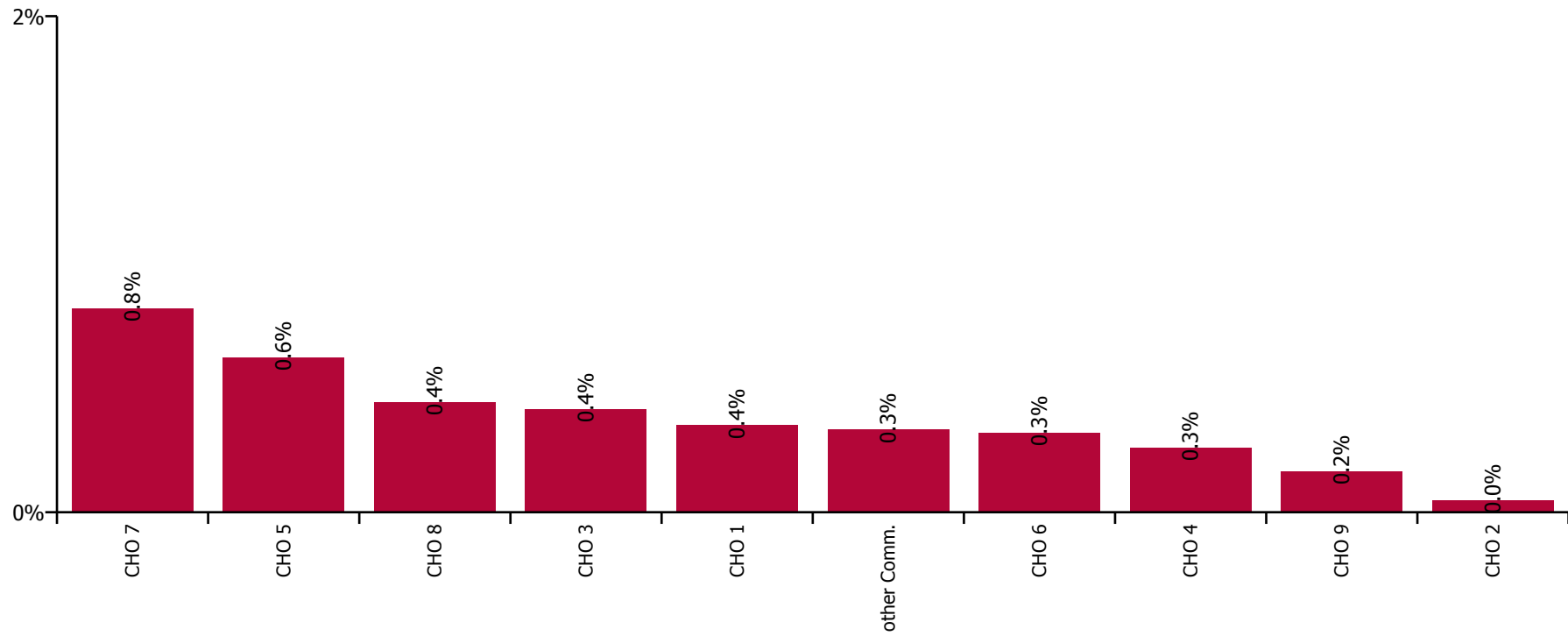
Total absence rate



May 2023

Health Service Covid-19 Absence Rate - by Staff Category & Hospital: May 2023	Medical & Dental	Nursing & Midwifery	Health & Social Care Professionals	Management & Administrative	General Support	Patient & Client Care	Covid-19 absence	Non Covid-19 absence	Total absence rate
Mental Health	0.1%	0.4%	0.3%	3.6%	0.4%	0.6%	0.4%	4.6%	5.0%
Health Service Executive	0.0%	0.2%	0.7%	6.9%	0.0%	0.8%	0.4%	6.9%	7.2%
CHO 1	0.0%	0.2%	0.7%	6.9%	0.0%	0.8%	0.4%	6.9%	7.2%
Health Service Executive	0.0%	0.0%	0.1%	1.8%	0.0%	0.1%	0.0%	2.5%	2.6%
CHO 2	0.0%	0.0%	0.1%	1.8%	0.0%	0.1%	0.0%	2.5%	2.6%
Health Service Executive	0.2%	0.5%	0.2%	5.4%	0.4%	0.4%	0.4%	5.1%	5.5%
CHO 3	0.2%	0.5%	0.2%	5.4%	0.4%	0.4%	0.4%	5.1%	5.5%
Health Service Executive	0.0%	0.3%	0.2%	2.7%	0.2%	0.3%	0.3%	5.5%	5.8%
CHO 4	0.0%	0.3%	0.2%	2.7%	0.2%	0.3%	0.3%	5.5%	5.8%
Health Service Executive	0.4%	0.8%	0.6%	4.2%	0.8%	0.1%	0.6%	5.1%	5.7%
CHO 5	0.4%	0.8%	0.6%	4.2%	0.8%	0.1%	0.6%	5.1%	5.7%
Health Service Executive	0.8%	0.9%	0.3%	2.6%	0.0%	0.0%	0.5%	3.5%	4.1%
Section 38 Voluntary Agencies	0.0%	0.0%	0.0%	0.1%	0.0%	0.0%	0.0%	2.0%	2.0%
CHO 6	0.3%	0.7%	0.1%	1.0%	0.0%	0.0%	0.3%	2.9%	3.2%
Health Service Executive	0.0%	0.5%	0.1%	5.6%	2.3%	3.6%	0.8%	4.6%	5.5%
CHO 7	0.0%	0.5%	0.1%	5.6%	2.3%	3.6%	0.8%	4.6%	5.5%
Health Service Executive	0.8%	0.6%	0.4%	4.6%	0.0%	0.1%	0.4%	4.5%	5.0%
CHO 8	0.8%	0.6%	0.4%	4.6%	0.0%	0.1%	0.4%	4.5%	5.0%
Health Service Executive	0.0%	0.3%	0.4%	3.8%	0.0%	0.0%	0.2%	4.3%	4.5%
Section 38 Voluntary Agencies	0.0%	0.1%	0.0%	3.2%	0.0%	0.0%	0.1%	2.5%	2.5%
CHO 9	0.0%	0.2%	0.4%	3.7%	0.0%	0.0%	0.2%	4.1%	4.2%
Other Community Services	0.0%	0.4%	0.0%	1.1%	0.8%	0.7%	0.3%	4.8%	5.2%

Covid-19 absence rate



May 2023

Health Service Absence Rate - by Staff Category: May 2023	Certified absence	Self- certified absence	Non Covid-19 absence	Covid-19 absence	Total absence rate	% Non Covid-19 absence	% Covid-19 absence
HSE Mental Health CHO 1	6.4%	0.5%	6.9%	0.4%	7.2%	95.1%	4.9%
Medical & Dental	3.6%	0.3%	3.8%	0.0%	3.8%	100.0%	0.0%
Nursing & Midwifery	6.7%	0.6%	7.3%	0.2%	7.5%	97.0%	3.0%
Health & Social Care Professionals	6.1%	0.4%	6.5%	0.7%	7.2%	90.3%	9.7%
Management & Administrative	5.9%	0.4%	6.3%	0.6%	6.9%	90.7%	9.3%
General Support	11.7%	0.4%	12.0%	0.0%	12.0%	100.0%	0.0%
Patient & Client Care	4.2%	0.4%	4.5%	0.8%	5.4%	84.4%	15.6%

May 2023

Health Service Absence Rate - by Staff Category: May 2023	Certified absence	Self- certified absence	Non Covid-19 absence	Covid-19 absence	Total absence rate	% Non Covid-19 absence	% Covid-19 absence
HSE Mental Health CHO 2	2.4%	0.1%	2.5%	0.0%	2.6%	98.1%	1.9%
Medical & Dental	0.9%	0.0%	0.9%	0.0%	0.9%	100.0%	0.0%
Nursing & Midwifery	1.7%	0.0%	1.7%	0.0%	1.7%	98.7%	1.3%
Health & Social Care Professionals	1.8%	0.0%	1.9%	0.1%	1.9%	96.6%	3.4%
Management & Administrative	1.8%	0.0%	1.8%	0.0%	1.8%	100.0%	0.0%
General Support	3.7%	0.2%	3.9%	0.0%	3.9%	100.0%	0.0%
Patient & Client Care	5.2%	0.3%	5.5%	0.1%	5.6%	97.4%	2.6%

May 2023

Health Service Absence Rate - by Staff Category: May 2023	Certified absence	Self- certified absence	Non Covid-19 absence	Covid-19 absence	Total absence rate	% Non Covid-19 absence	% Covid-19 absence
HSE Mental Health CHO 3	4.7%	0.5%	5.1%	0.4%	5.5%	92.5%	7.5%
Medical & Dental	2.2%	0.2%	2.4%	0.2%	2.6%	92.9%	7.1%
Nursing & Midwifery	6.4%	0.7%	7.1%	0.5%	7.6%	92.8%	7.2%
Health & Social Care Professionals	1.8%	0.1%	1.9%	0.2%	2.1%	89.4%	10.6%
Management & Administrative	4.5%	0.6%	5.1%	0.3%	5.4%	93.9%	6.1%
General Support	7.4%	0.2%	7.6%	0.4%	8.1%	94.5%	5.5%
Patient & Client Care	2.9%	0.4%	3.4%	0.4%	3.8%	88.7%	11.3%

May 2023

Health Service Absence Rate - by Staff Category: May 2023	Certified absence	Self- certified absence	Non Covid-19 absence	Covid-19 absence	Total absence rate	% Non Covid-19 absence	% Covid-19 absence
HSE Mental Health CHO 4	5.1%	0.4%	5.5%	0.3%	5.8%	95.5%	4.5%
Medical & Dental	1.8%	0.2%	2.0%	0.0%	2.0%	100.0%	0.0%
Nursing & Midwifery	6.2%	0.5%	6.7%	0.3%	7.1%	95.2%	4.8%
Health & Social Care Professionals	4.5%	0.2%	4.8%	0.2%	5.0%	95.6%	4.4%
Management & Administrative	2.0%	0.5%	2.6%	0.1%	2.7%	96.7%	3.3%
General Support	7.2%	0.5%	7.7%	0.2%	8.0%	96.9%	3.1%
Patient & Client Care	5.6%	0.2%	5.8%	0.3%	6.2%	94.6%	5.4%

May 2023

Health Service Absence Rate - by Staff Category: May 2023	Certified absence	Self- certified absence	Non Covid-19 absence	Covid-19 absence	Total absence rate	% Non Covid-19 absence	% Covid-19 absence
HSE Mental Health CHO 5	4.5%	0.6%	5.1%	0.6%	5.7%	89.1%	10.9%
Medical & Dental	2.5%	0.2%	2.7%	0.4%	3.2%	85.9%	14.1%
Nursing & Midwifery	5.3%	0.6%	5.9%	0.8%	6.7%	88.0%	12.0%
Health & Social Care Professionals	3.3%	0.5%	3.8%	0.6%	4.4%	85.9%	14.1%
Management & Administrative	3.8%	0.4%	4.2%	0.0%	4.2%	100.0%	0.0%
General Support	5.3%	0.5%	5.9%	0.8%	6.6%	88.6%	11.4%
Patient & Client Care	2.3%	0.8%	3.2%	0.1%	3.3%	95.6%	4.4%

May 2023

Health Service Absence Rate - by Staff Category: May 2023	Certified absence	Self- certified absence	Non Covid-19 absence	Covid-19 absence	Total absence rate	% Non Covid-19 absence	% Covid-19 absence
HSE Mental Health CHO 6	2.4%	0.5%	2.9%	0.3%	3.2%	90.0%	10.0%
Medical & Dental	0.2%	0.0%	0.2%	0.3%	0.5%	45.1%	54.9%
Nursing & Midwifery	2.5%	0.6%	3.0%	0.7%	3.7%	82.0%	18.0%
Health & Social Care Professionals	4.2%	0.5%	4.7%	0.1%	4.8%	98.1%	1.9%
Management & Administrative	0.9%	0.1%	1.0%	0.0%	1.0%	100.0%	0.0%
General Support	1.5%	0.4%	1.8%	0.0%	1.8%	100.0%	0.0%
Patient & Client Care	3.3%	0.9%	4.2%	0.0%	4.2%	100.0%	0.0%

May 2023

Health Service Absence Rate - by Staff Category: May 2023	Certified absence	Self- certified absence	Non Covid-19 absence	Covid-19 absence	Total absence rate	% Non Covid-19 absence	% Covid-19 absence
HSE Mental Health CHO 7	4.1%	0.6%	4.6%	0.8%	5.5%	84.9%	15.1%
Medical & Dental	3.2%	0.0%	3.2%	0.0%	3.2%	100.0%	0.0%
Nursing & Midwifery	4.5%	0.6%	5.1%	0.5%	5.6%	90.9%	9.1%
Health & Social Care Professionals	2.5%	0.5%	2.9%	0.1%	3.0%	95.7%	4.3%
Management & Administrative	4.6%	0.4%	5.1%	0.5%	5.6%	91.0%	9.0%
General Support	0.0%	0.0%	0.0%	2.3%	2.3%	0.0%	100.0%
Patient & Client Care	5.3%	1.5%	6.8%	3.6%	10.4%	65.5%	34.5%

May 2023

Health Service Absence Rate - by Staff Category: May 2023	Certified absence	Self- certified absence	Non Covid-19 absence	Covid-19 absence	Total absence rate	% Non Covid-19 absence	% Covid-19 absence
HSE Mental Health CHO 8	3.9%	0.6%	4.5%	0.4%	5.0%	91.1%	8.9%
Medical & Dental	0.9%	0.1%	1.0%	0.8%	1.7%	56.1%	43.9%
Nursing & Midwifery	3.4%	0.6%	4.0%	0.6%	4.6%	87.2%	12.8%
Health & Social Care Professionals	4.6%	0.4%	5.0%	0.4%	5.3%	93.3%	6.7%
Management & Administrative	3.5%	0.9%	4.4%	0.3%	4.6%	94.4%	5.6%
General Support	9.1%	0.6%	9.7%	0.0%	9.7%	100.0%	0.0%
Patient & Client Care	5.6%	0.7%	6.3%	0.1%	6.4%	97.9%	2.1%

May 2023

Health Service Absence Rate - by Staff Category: May 2023	Certified absence	Self- certified absence	Non Covid-19 absence	Covid-19 absence	Total absence rate	% Non Covid-19 absence	% Covid-19 absence
HSE Mental Health CHO 9	3.6%	0.5%	4.1%	0.2%	4.2%	96.1%	3.9%
Medical & Dental	3.1%	0.3%	3.3%	0.0%	3.3%	100.0%	0.0%
Nursing & Midwifery	3.5%	0.5%	4.0%	0.2%	4.2%	94.2%	5.8%
Health & Social Care Professionals	1.8%	0.3%	2.1%	0.4%	2.5%	83.3%	16.7%
Management & Administrative	3.0%	0.7%	3.7%	0.0%	3.7%	100.0%	0.0%
General Support	5.2%	0.2%	5.4%	0.0%	5.4%	100.0%	0.0%
Patient & Client Care	6.2%	0.5%	6.7%	0.0%	6.7%	100.0%	0.0%

May 2023

Health Service Absence Rate - by Staff Category: May 2023	Certified absence	Self- certified absence	Non Covid-19 absence	Covid-19 absence	Total absence rate	% Non Covid-19 absence	% Covid-19 absence
HSE Mental Health Other Community Services	3.9%	0.9%	4.8%	0.3%	5.2%	93.6%	6.4%
Medical & Dental	0.0%	0.2%	0.2%	0.0%	0.2%	100.0%	0.0%
Nursing & Midwifery	5.5%	1.3%	6.8%	0.4%	7.2%	94.8%	5.2%
Health & Social Care Professionals	0.7%	0.0%	0.7%	0.0%	0.7%	100.0%	0.0%
Management & Administrative	1.0%	0.1%	1.1%	0.0%	1.1%	100.0%	0.0%
General Support	2.2%	0.3%	2.5%	0.8%	3.3%	75.7%	24.3%
Patient & Client Care	5.9%	1.4%	7.2%	0.7%	7.9%	91.7%	8.3%

May 2023

St. John of God (MHS) absence by Staff Category	Certified absence	Self-certified absence	Non Covid-19 absence	Covid-19 absence	Total absence rate	% Non Covid-19 absence	% Covid-19 absence
St. John of God (MHS) (CHO 6)	1.8%	0.2%	2.0%	0.0%	2.0%	100.0%	0.0%
Medical & Dental	0.4%	0.0%	0.4%	0.0%	0.4%	100.0%	0.0%
Nursing & Midwifery	1.8%	0.2%	2.0%	0.0%	2.0%	100.0%	0.0%
Health & Social Care Professionals	3.6%	0.4%	3.9%	0.0%	3.9%	100.0%	0.0%
Management & Administrative	0.0%	0.1%	0.1%	0.0%	0.1%	100.0%	0.0%
General Support	0.0%	0.0%	0.0%	0.0%	0.0%		
Patient & Client Care	0.0%	0.0%	0.0%	0.0%	0.0%		#DIV/0

May 2023

St. Vincent's, Fairview absence by Staff Category	Certified absence	Self-certified absence	Non Covid-19 absence	Covid-19 absence	Total absence rate	% Non Covid-19 absence	% Covid-19 absence
St. Vincent's, Fairview (CHO 9)	1.8%	0.7%	2.5%	0.1%	2.5%	97.0%	3.0%
Medical & Dental	0.0%	0.0%	0.0%	0.0%	0.0%		
Nursing & Midwifery	1.5%	0.8%	2.3%	0.1%	2.4%	94.3%	5.7%
Health & Social Care Professionals	0.0%	0.0%	0.0%	0.0%	0.0%		#DIV/0
Management & Administrative	2.5%	0.7%	3.2%	0.0%	3.2%	100.0%	0.0%
General Support	2.8%	0.6%	3.4%	0.0%	3.4%	100.0%	0.0%
Patient & Client Care	0.0%	0.7%	0.7%	0.0%	0.7%	100.0%	0.0%

Mental Health

Year/ month	Medical & Dental	Nursing & Midwifery	Health & Social Care Professionals	Management & Administrative	General Support	Patient & Client Care	Certified absence	Self-certified absence	Non Covid-19 absence	Covid-19 absence	Total absence rate
2023	1.9%	6.0%	4.2%	4.2%	7.3%	6.8%	4.4%	0.5%	4.9%	0.5%	5.4%
May 2023	2.3%	5.6%	3.9%	3.6%	6.6%	6.2%	4.1%	0.5%	4.6%	0.4%	5.0%
Apr 2023	2.1%	5.7%	3.9%	3.9%	6.4%	6.5%	4.2%	0.5%	4.7%	0.4%	5.1%
Mar 2023	2.2%	5.5%	4.2%	4.0%	7.3%	7.5%	4.3%	0.5%	4.8%	0.5%	5.2%
Feb 2023	1.4%	5.7%	3.8%	4.0%	7.1%	6.6%	4.2%	0.5%	4.7%	0.4%	5.1%
Jan 2023	1.4%	7.3%	5.3%	5.4%	8.8%	7.1%	5.0%	0.6%	5.6%	0.8%	6.4%
2022	2.7%	7.9%	5.3%	5.4%	8.0%	8.1%	4.4%	0.5%	4.9%	1.9%	6.9%
Dec 2022	2.2%	8.0%	5.9%	6.6%	7.6%	8.3%	5.3%	0.7%	6.0%	1.1%	7.1%
Nov 2022	2.0%	6.4%	4.5%	5.0%	6.2%	6.6%	4.5%	0.6%	5.0%	0.6%	5.6%
Oct 2022	2.3%	6.9%	4.2%	4.1%	7.0%	6.8%	4.6%	0.6%	5.2%	0.7%	5.9%
Sep 2022	1.9%	6.9%	3.7%	4.3%	7.5%	7.3%	4.6%	0.5%	5.2%	0.6%	5.8%
Aug 2022	1.4%	7.1%	4.1%	4.6%	7.2%	6.5%	4.6%	0.5%	5.1%	0.8%	5.9%
Jul 2022	2.4%	8.3%	6.3%	5.3%	8.5%	8.7%	4.8%	0.5%	5.3%	2.0%	7.3%
Jun 2022	2.8%	7.7%	5.7%	5.6%	6.6%	8.1%	4.5%	0.5%	5.0%	1.8%	6.8%
May 2022	2.4%	6.1%	3.9%	3.8%	6.9%	7.0%	4.1%	0.5%	4.5%	0.9%	5.4%
Apr 2022	3.1%	8.0%	5.3%	5.6%	8.6%	9.1%	4.1%	0.5%	4.6%	2.6%	7.2%
Mar 2022	4.4%	10.5%	7.5%	7.3%	11.6%	10.1%	4.5%	0.5%	5.0%	4.2%	9.2%
Feb 2022	3.5%	8.0%	5.6%	5.3%	7.7%	7.6%	3.8%	0.4%	4.2%	2.7%	6.9%
Jan 2022	3.7%	11.1%	6.7%	7.2%	10.6%	11.4%	3.9%	0.3%	4.2%	5.4%	9.6%
2021	2.0%	6.5%	4.0%	3.8%	6.7%	6.8%	3.8%	0.4%	4.2%	1.4%	5.6%
Dec 2021	2.8%	9.1%	5.4%	5.2%	9.7%	8.7%	4.3%	0.4%	4.8%	2.9%	7.7%
Nov 2021	2.4%	8.5%	5.2%	5.4%	9.8%	9.1%	4.5%	0.6%	5.1%	2.2%	7.3%
Oct 2021	3.3%	6.8%	4.5%	4.2%	7.7%	6.4%	4.3%	0.5%	4.8%	1.2%	6.0%
Sep 2021	3.0%	6.4%	3.6%	4.7%	7.4%	6.0%	4.1%	0.4%	4.5%	1.0%	5.5%
Aug 2021	1.5%	6.6%	4.6%	4.5%	5.4%	7.3%	4.3%	0.4%	4.7%	0.9%	5.7%
Jul 2021	1.6%	5.4%	3.8%	3.8%	5.8%	5.8%	3.7%	0.4%	4.1%	0.7%	4.7%
Jun 2021	1.3%	4.8%	3.9%	2.6%	6.4%	5.3%	3.4%	0.4%	3.8%	0.5%	4.3%
May 2021	0.8%	4.5%	2.9%	2.0%	4.6%	5.0%	2.9%	0.3%	3.2%	0.6%	3.7%
Apr 2021	1.2%	4.8%	3.1%	2.5%	4.3%	5.3%	3.0%	0.3%	3.4%	0.6%	4.0%
Mar 2021	1.0%	5.2%	3.5%	3.2%	5.7%	6.1%	3.2%	0.4%	3.6%	0.9%	4.5%
Feb 2021	1.5%	6.4%	4.0%	4.2%	5.2%	7.2%	3.4%	0.4%	3.8%	1.6%	5.4%
Jan 2021	3.9%	9.6%	4.0%	4.6%	7.7%	9.6%	3.7%	0.2%	4.0%	3.8%	7.8%

2020	3.0%	6.5%	4.0%	3.6%	6.6%	6.9%	3.7%	0.3%	4.1%	1.5%	5.6%
Dec 2020	2.8%	6.9%	4.1%	2.8%	6.0%	6.9%	3.6%	0.3%	3.9%	1.7%	5.6%
Nov 2020	2.7%	6.4%	3.7%	2.7%	5.7%	5.6%	3.5%	0.3%	3.7%	1.3%	5.1%
Oct 2020	2.4%	6.9%	3.5%	3.0%	5.5%	5.9%	3.5%	0.3%	3.8%	1.5%	5.3%
Sep 2020	2.1%	6.4%	4.0%	3.2%	6.9%	7.3%	3.9%	0.3%	4.2%	1.2%	5.4%
Aug 2020	1.9%	5.7%	3.2%	2.9%	5.1%	7.5%	3.8%	0.3%	4.1%	0.8%	4.9%
Jul 2020	2.2%	5.0%	2.8%	2.6%	5.7%	6.6%	3.5%	0.3%	3.8%	0.7%	4.5%
Jun 2020	1.3%	5.1%	2.2%	2.7%	6.2%	6.8%	3.2%	0.3%	3.5%	0.9%	4.4%
May 2020	2.7%	7.7%	2.8%	3.7%	7.2%	8.4%	3.5%	0.2%	3.8%	2.5%	6.2%
Apr 2020	6.3%	9.5%	6.3%	5.2%	9.5%	9.7%	3.7%	0.2%	3.9%	4.4%	8.3%
Mar 2020	6.9%	8.3%	7.4%	5.5%	7.4%	8.4%	4.1%	0.4%	4.5%	3.2%	7.7%
Feb 2020	2.1%	4.6%	3.6%	4.2%	7.4%	4.8%	4.0%	0.5%	4.5%		4.5%
Jan 2020	2.1%	5.5%	4.0%	4.2%	7.2%	5.1%	4.5%	0.5%	5.0%		5.0%

Mental Health

Year/ month	CHO 1	CHO 2	CHO 3	CHO 4	CHO 5	CHO 6	CHO 7	CHO 8	CHO 9	other Comm.	Community Services absence rate	Certified absence	Self-certified absence	Non Covid-19 absence	Covid-19 absence	Total absence rate
2023	7.2%	3.2%	6.1%	5.5%	6.6%	4.2%	6.1%	5.5%	4.7%	4.8%	5.4%	4.4%	0.5%	4.9%	0.5%	5.4%
May 2023	7.2%	2.6%	5.5%	5.8%	5.7%	3.2%	5.5%	5.0%	4.2%	5.2%	5.0%	4.1%	0.5%	4.6%	0.4%	4.98%
Apr 2023	7.1%	2.8%	6.1%	5.6%	5.8%	3.4%	6.1%	5.0%	4.4%	4.9%	5.1%	4.2%	0.5%	4.7%	0.4%	5.10%
Mar 2023	7.2%	3.2%	6.5%	4.0%	6.4%	4.6%	6.6%	5.6%	4.7%	5.1%	5.2%	4.3%	0.5%	4.8%	0.5%	5.23%
Feb 2023	6.8%	2.8%	5.1%	5.6%	6.8%	3.8%	6.5%	5.4%	4.7%	3.7%	5.1%	4.2%	0.5%	4.7%	0.4%	5.11%
Jan 2023	7.6%	4.5%	7.2%	7.4%	8.5%	6.0%	6.1%	6.7%	5.3%	5.0%	6.4%	5.0%	0.6%	5.6%	0.8%	6.42%
2022	8.1%	4.7%	8.8%	6.2%	7.9%	5.6%	8.0%	8.2%	6.1%	6.1%	6.9%	4.4%	0.5%	4.9%	1.9%	6.9%
Dec 2022	8.9%	4.3%	8.9%	5.9%	9.3%	5.5%	7.5%	7.8%	6.4%	7.4%	7.1%	5.3%	0.7%	6.0%	1.1%	7.09%
Nov 2022	7.0%	3.7%	7.2%	5.0%	7.0%	4.2%	6.7%	6.5%	5.2%	3.7%	5.6%	4.5%	0.6%	5.0%	0.6%	5.59%
Oct 2022	6.4%	4.5%	6.7%	5.3%	7.4%	5.1%	6.9%	6.6%	5.6%	4.2%	5.9%	4.6%	0.6%	5.2%	0.7%	5.87%
Sep 2022	7.3%	3.3%	7.1%	4.7%	7.4%	5.4%	7.5%	6.2%	5.7%	4.4%	5.8%	4.6%	0.5%	5.2%	0.6%	5.80%
Aug 2022	7.3%	3.9%	7.8%	5.4%	6.9%	5.4%	7.6%	7.2%	4.9%	4.3%	5.9%	4.6%	0.5%	5.1%	0.8%	5.93%
Jul 2022	8.8%	5.2%	9.2%	7.0%	8.1%	7.1%	9.7%	8.7%	5.5%	5.4%	7.3%	4.8%	0.5%	5.3%	2.0%	7.34%
Jun 2022	8.2%	5.0%	8.6%	4.6%	7.3%	5.3%	8.5%	8.8%	6.1%	6.9%	6.8%	4.5%	0.5%	5.0%	1.8%	6.81%
May 2022	6.4%	4.1%	7.1%	4.8%	6.0%	4.5%	5.5%	6.5%	5.1%	4.7%	5.4%	4.1%	0.5%	4.5%	0.9%	5.44%
Apr 2022	7.1%	5.1%	9.0%	8.2%	7.2%	5.9%	7.3%	9.2%	6.4%	6.8%	7.2%	4.1%	0.5%	4.6%	2.6%	7.17%
Mar 2022	10.3%	7.1%	11.8%	7.1%	10.9%	6.5%	11.3%	11.0%	8.0%	8.9%	9.2%	4.5%	0.5%	5.0%	4.2%	9.20%
Feb 2022	8.7%	4.1%	9.4%	7.0%	7.7%	5.8%	8.0%	8.5%	5.1%	6.5%	6.9%	3.8%	0.4%	4.2%	2.7%	6.92%
Jan 2022	11.1%	6.6%	12.7%	9.3%	9.9%	7.5%	9.3%	11.6%	8.6%	9.7%	9.6%	3.9%	0.3%	4.2%	5.4%	9.56%
2021	7.0%	3.5%	7.2%	4.6%	6.3%	4.9%	6.2%	6.9%	5.2%	4.9%	5.6%	3.8%	0.4%	4.2%	1.4%	5.6%
Dec 2021	9.3%	5.2%	9.3%	6.1%	9.1%	6.1%	7.8%	9.0%	7.3%	8.7%	7.7%	4.3%	0.4%	4.8%	2.9%	7.66%
Nov 2021	8.9%	5.7%	7.6%	5.4%	8.4%	5.9%	7.3%	9.3%	7.7%	7.5%	7.3%	4.5%	0.6%	5.1%	2.2%	7.33%
Oct 2021	7.7%	3.8%	7.0%	4.8%	7.5%	5.1%	7.1%	6.7%	5.5%	5.6%	6.0%	4.3%	0.5%	4.8%	1.2%	5.97%
Sep 2021	8.2%	3.6%	8.3%	4.2%	6.6%	3.7%	6.4%	6.3%	5.1%	4.4%	5.5%	4.1%	0.4%	4.5%	1.0%	5.52%
Aug 2021	8.2%	5.1%	7.2%	4.1%	6.3%	4.3%	6.3%	7.0%	4.5%	4.6%	5.7%	4.3%	0.4%	4.7%	0.9%	5.67%
Jul 2021	6.4%	2.6%	7.2%	3.5%	5.6%	3.8%	5.5%	6.1%	4.3%	3.8%	4.7%	3.7%	0.4%	4.1%	0.7%	4.75%
Jun 2021	5.3%	1.5%	6.3%	4.1%	5.0%	3.9%	5.3%	6.1%	4.3%	3.2%	4.3%	3.4%	0.4%	3.8%	0.5%	4.30%
May 2021	4.6%	1.2%	4.9%	2.9%	4.6%	3.7%	4.1%	5.8%	4.0%	2.0%	3.7%	2.9%	0.3%	3.2%	0.6%	3.75%
Apr 2021	4.4%	2.7%	5.1%	3.3%	4.1%	3.4%	4.6%	6.4%	3.7%	2.9%	4.0%	3.0%	0.3%	3.4%	0.6%	3.98%
Mar 2021	5.3%	2.9%	6.3%	4.2%	4.6%	3.7%	5.3%	5.5%	4.0%	4.3%	4.5%	3.2%	0.4%	3.6%	0.9%	4.51%
Feb 2021	6.2%	3.7%	6.7%	4.6%	5.3%	4.5%	6.6%	6.8%	5.7%	5.1%	5.4%	3.4%	0.4%	3.8%	1.6%	5.41%
Jan 2021	9.0%	4.6%	10.5%	5.7%	9.2%	10.2%	8.2%	8.5%	6.8%	7.6%	7.8%	3.7%	0.2%	4.0%	3.8%	7.76%
2020	6.9%	4.1%	7.3%	4.1%	5.8%	4.9%	8.5%	7.6%	4.8%	4.8%	5.6%	3.7%	0.3%	4.1%	1.5%	5.6%
Dec 2020	7.0%	3.6%	5.0%	2.9%	5.9%	6.6%	7.6%	7.1%	4.2%	8.1%	5.6%	3.6%	0.3%	3.9%	1.7%	5.60%
Nov 2020	6.5%	3.7%	6.3%	3.5%	5.5%	4.4%	11.0%	5.9%	3.7%	4.6%	5.1%	3.5%	0.3%	3.7%	1.3%	5.07%
Oct 2020	6.9%	3.9%	7.2%	4.2%	6.0%	3.8%	10.9%	6.7%	3.6%	5.1%	5.3%	3.5%	0.3%	3.8%	1.5%	5.33%
Sep 2020	6.7%	4.5%	7.4%	3.8%	5.8%	4.4%	6.2%	8.3%	4.0%	4.5%	5.4%	3.9%	0.3%	4.2%	1.2%	5.44%
Aug 2020	6.2%	3.9%	7.4%	3.4%	5.3%	3.4%	6.2%	7.0%	3.5%	4.7%	4.9%	3.8%	0.3%	4.1%	0.8%	4.93%
Jul 2020	6.0%	3.5%	6.3%	3.7%	4.4%	3.1%	6.3%	6.1%	3.6%	3.8%	4.5%	3.5%	0.3%	3.8%	0.7%	4.49%
Jun 2020	5.5%	3.0%	6.9%	3.8%	5.0%	3.4%	4.7%	6.1%	3.2%	3.8%	4.4%	3.2%	0.3%	3.5%	0.9%	4.42%
May 2020	6.1%	4.4%	9.7%	5.6%	6.6%	4.3%	7.1%	8.4%	5.8%	5.5%	6.2%	3.5%	0.2%	3.8%	2.5%	6.22%
Apr 2020	8.7%	5.9%	9.9%	6.5%	7.7%	9.6%	14.2%	11.8%	7.9%	6.8%	8.3%	3.7%	0.2%	3.9%	4.4%	8.31%
Mar 2020	9.8%	6.4%	9.4%	4.2%	6.0%	6.4%	24.9%	10.2%	8.1%	5.8%	7.7%	4.1%	0.4%	4.5%	3.2%	7.66%
Feb 2020	6.2%	2.3%	5.7%	3.9%	4.8%	4.4%	6.8%	6.7%	4.7%	2.2%	4.5%	4.0%	0.5%	4.5%		4.46%
Jan 2020	6.7%	4.1%	6.3%	3.9%	6.2%	5.4%	5.8%	6.8%	4.8%	2.3%	5.0%	4.5%	0.5%	5.0%		5.01%

