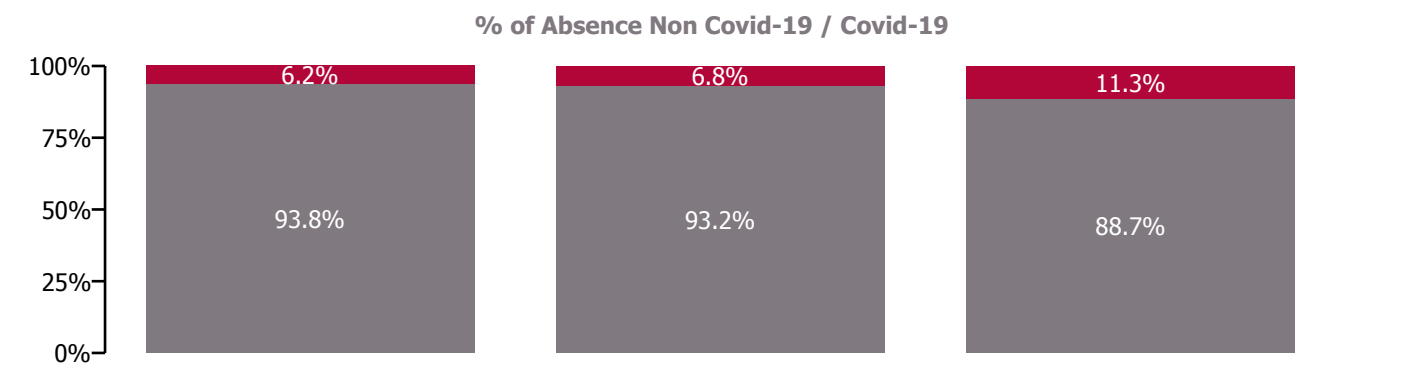
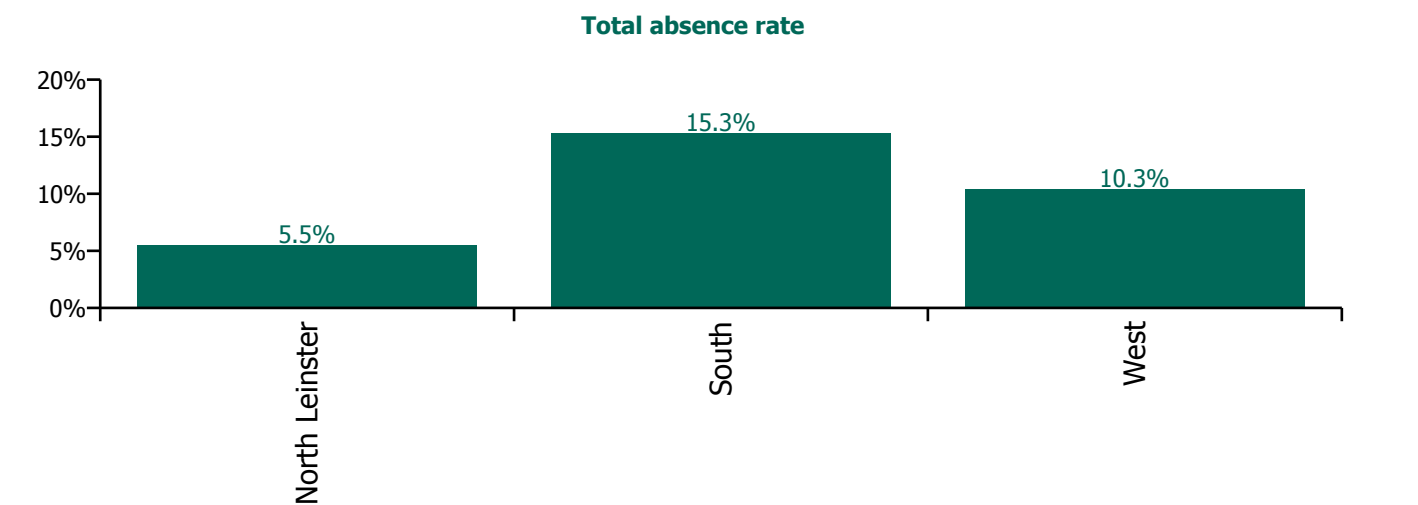


May 2023

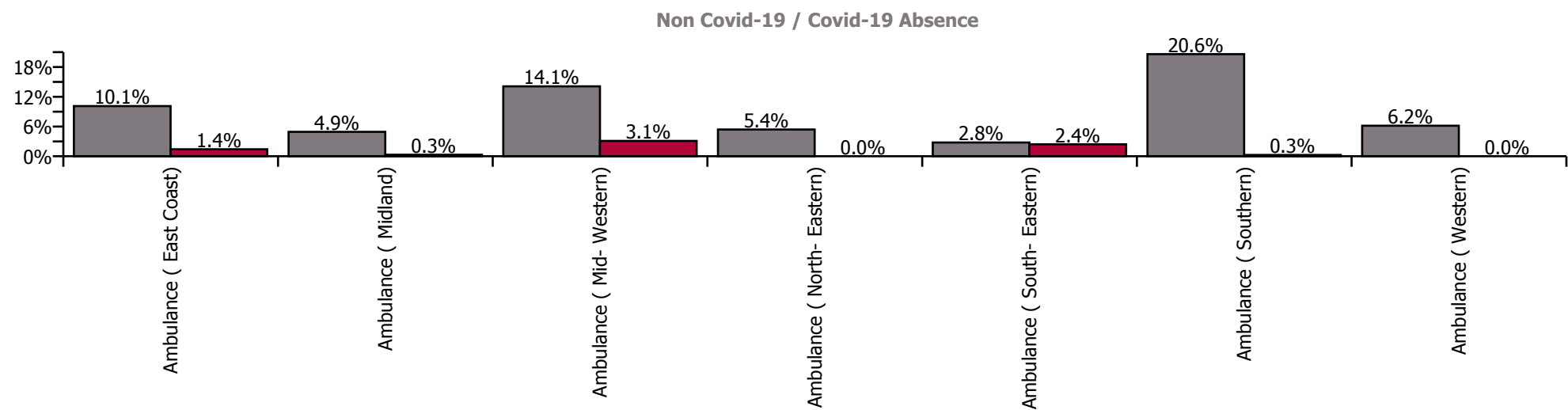
| NAS Absence Rate - by Staff Category: May 2023 | Certified absence | Self-certified absence | Non Covid-19 absence | Covid-19 absence | Total absence rate | % Non Covid-19 absence | % Covid-19 absence |
|--|-------------------|------------------------|----------------------|------------------|--------------------|------------------------|--------------------|
| National Ambulance Service                     | 5.3%              | 0.7%                   | 5.9%                 | 0.4%             | 6.4%               | 93.2%                  | 6.8%               |
| Medical & Dental                               | 0.0%              | 0.0%                   | 0.0%                 | 0.0%             | 0.0%               | #DIV/0                 | #DIV/0             |
| Nursing & Midwifery                            | 0.0%              | 0.0%                   | 0.0%                 | 0.0%             | 0.0%               |                        | #DIV/0             |
| Health & Social Care Professionals             |                   |                        |                      |                  |                    |                        |                    |
| Management & Administrative                    | 2.5%              | 0.2%                   | 2.8%                 | 0.4%             | 3.2%               | 88.1%                  | 11.9%              |
| General Support                                | 0.0%              | 0.0%                   | 0.0%                 | 0.0%             | 0.0%               |                        | #DIV/0             |
| Patient & Client Care                          | 5.5%              | 0.7%                   | 6.2%                 | 0.4%             | 6.6%               | 93.4%                  | 6.6%               |

| NAS Absence Rate - by Region: May 2023 | Certified absence | Self-certified absence | Non Covid-19 absence | Covid-19 absence | Total absence rate | % Non Covid-19 absence | % Covid-19 absence |
|--|-------------------|------------------------|----------------------|------------------|--------------------|------------------------|--------------------|
| National Ambulance Service             | 5.3%              | 0.7%                   | 5.9%                 | 0.4%             | 6.4%               | 93.2%                  | 6.8%               |
| North Leinster                         | 4.4%              | 0.7%                   | 5.1%                 | 0.3%             | 5.5%               | 93.8%                  | 6.2%               |
| South                                  | 13.5%             | 0.7%                   | 14.2%                | 1.0%             | 15.3%              | 93.2%                  | 6.8%               |
| West                                   | 8.8%              | 0.3%                   | 9.2%                 | 1.2%             | 10.3%              | 88.7%                  | 11.3%              |



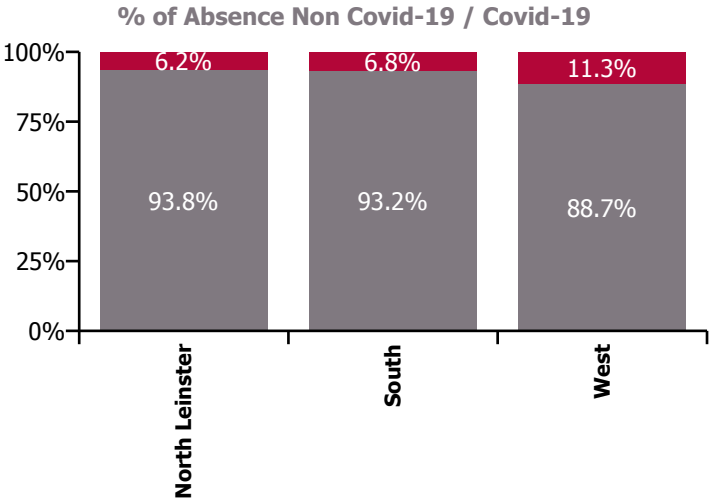
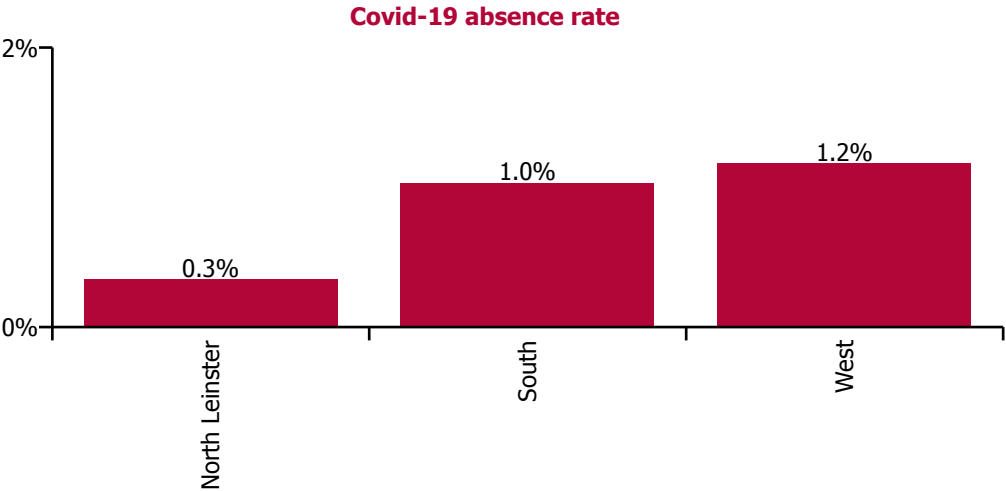
May 2023

| NAS Absence Rate by Region: May 2023 | Medical & Dental | Nursing & Midwifery | Health & Social Care Professionals | Management & Administrative | General Support | Patient & Client Care | Certified absence | Self-certified absence | Non Covid-19 absence | Covid-19 absence | Total absence rate |
|--------------------------------------|------------------|---------------------|------------------------------------|-----------------------------|-----------------|-----------------------|-------------------|------------------------|----------------------|------------------|--------------------|
| National Ambulance Service           | 0.0%             | 0.0%                |                                    | 3.2%                        | 0.0%            | 6.6%                  | 5.3%              | 0.7%                   | 5.9%                 | 0.4%             | 6.4%               |
| North Leinster                       | 0.0%             | 0.0%                |                                    | 3.4%                        | 0.0%            | 5.6%                  | 4.4%              | 0.7%                   | 5.1%                 | 0.3%             | 5.5%               |
| South                                |                  |                     |                                    | 0.0%                        | 0.0%            | 16.0%                 | 13.5%             | 0.7%                   | 14.2%                | 1.0%             | 15.3%              |
| West                                 |                  |                     |                                    | 1.1%                        |                 | 11.0%                 | 8.8%              | 0.3%                   | 9.2%                 | 1.2%             | 10.3%              |



May 2023

| NAS - by Staff Category & Region: May 2023 | Medical & Dental | Nursing & Midwifery | Health & Social Care Professionals | Management & Administrative | General Support | Patient & Client Care | Covid-19 absence | Non Covid-19 absence | Total absence rate |
|--|------------------|---------------------|------------------------------------|-----------------------------|-----------------|-----------------------|------------------|----------------------|--------------------|
| National Ambulance Service                 | 0.0%             | 0.0%                |                                    | 3.2%                        | 0.0%            | 0.4%                  | 0.4%             | 5.9%                 | 6.4%               |
| North Leinster                             | 0.0%             | 0.0%                |                                    | 3.4%                        | 0.0%            | 0.3%                  | 0.3%             | 5.1%                 | 5.5%               |
| South                                      |                  |                     |                                    | 0.0%                        | 0.0%            | 1.1%                  | 1.0%             | 14.2%                | 15.3%              |
| West                                       |                  |                     |                                    | 1.1%                        |                 | 1.3%                  | 1.2%             | 9.2%                 | 10.3%              |



## May 2023

| Ambulance ( East Coast) absence by Staff Category | Certified absence | Self-certified absence | Non Covid-19 absence | Covid-19 absence | Total absence rate | % Non Covid-19 absence | % Covid-19 absence |
|---|-------------------|------------------------|----------------------|------------------|--------------------|------------------------|--------------------|
| <b>Ambulance ( East Coast)</b>                    | <b>9.0%</b>       | <b>1.1%</b>            | <b>10.1%</b>         | <b>1.4%</b>      | <b>11.5%</b>       | <b>87.8%</b>           | <b>12.2%</b>       |
| Medical & Dental                                  |                   |                        |                      |                  |                    |                        |                    |
| Nursing & Midwifery                               |                   |                        |                      |                  |                    |                        |                    |
| Health & Social Care Professionals                |                   |                        |                      |                  |                    |                        |                    |
| Management & Administrative                       | 34.8%             | 2.7%                   | 37.5%                | 0.0%             | 37.5%              | 100.0%                 | 0.0%               |
| General Support                                   | 0.0%              | 0.0%                   | 0.0%                 | 0.0%             | 0.0%               |                        |                    |
| Patient & Client Care                             | 7.8%              | 1.1%                   | 8.9%                 | 1.5%             | 10.4%              | 85.3%                  | 14.7%              |

## May 2023

| Ambulance ( Midland) absence by Staff Category | Certified absence | Self-certified absence | Non Covid-19 absence | Covid-19 absence | Total absence rate | % Non Covid-19 absence | % Covid-19 absence |
|--|-------------------|------------------------|----------------------|------------------|--------------------|------------------------|--------------------|
| <b>Ambulance ( Midland)</b>                    | <b>4.2%</b>       | <b>0.7%</b>            | <b>4.9%</b>          | <b>0.3%</b>      | <b>5.2%</b>        | <b>94.0%</b>           | <b>6.0%</b>        |
| Medical & Dental                               | 0.0%              | 0.0%                   | 0.0%                 | 0.0%             | 0.0%               | #DIV/0                 |                    |
| Nursing & Midwifery                            | 0.0%              | 0.0%                   | 0.0%                 | 0.0%             | 0.0%               |                        |                    |
| Health & Social Care Professionals             |                   |                        |                      |                  |                    |                        |                    |
| Management & Administrative                    | 2.0%              | 0.1%                   | 2.1%                 | 0.4%             | 2.5%               | 83.1%                  | 16.9%              |
| General Support                                |                   |                        |                      |                  |                    |                        |                    |
| Patient & Client Care                          | 4.4%              | 0.7%                   | 5.2%                 | 0.3%             | 5.5%               | 94.4%                  | 5.6%               |

## May 2023

| Ambulance ( Mid- Western) absence by Staff Category | Certified absence | Self-certified absence | Non Covid-19 absence | Covid-19 absence | Total absence rate | % Non Covid-19 absence | % Covid-19 absence |
|---|-------------------|------------------------|----------------------|------------------|--------------------|------------------------|--------------------|
| <b>Ambulance ( Mid- Western)</b>                    | <b>13.2%</b>      | <b>0.9%</b>            | <b>14.1%</b>         | <b>3.1%</b>      | <b>17.2%</b>       | <b>82.0%</b>           | <b>18.0%</b>       |
| Medical & Dental                                    |                   |                        |                      |                  |                    |                        |                    |
| Nursing & Midwifery                                 |                   |                        |                      |                  |                    |                        |                    |
| Health & Social Care Professionals                  |                   |                        |                      |                  |                    |                        |                    |
| Management & Administrative                         | 0.0%              | 4.5%                   | 4.5%                 | 0.0%             | 4.5%               | 100.0%                 | 0.0%               |
| General Support                                     |                   |                        |                      |                  |                    |                        |                    |
| Patient & Client Care                               | 13.8%             | 0.7%                   | 14.5%                | 3.2%             | 17.8%              | 81.8%                  | 18.2%              |

## May 2023

| Ambulance ( North- Eastern) absence by Staff Category | Certified absence | Self-certified absence | Non Covid-19 absence | Covid-19 absence | Total absence rate | % Non Covid-19 absence | % Covid-19 absence |
|---|-------------------|------------------------|----------------------|------------------|--------------------|------------------------|--------------------|
| <b>Ambulance ( North- Eastern)</b>                    | <b>4.9%</b>       | <b>0.5%</b>            | <b>5.4%</b>          | <b>0.0%</b>      | <b>5.4%</b>        | <b>100.0%</b>          | <b>0.0%</b>        |
| Medical & Dental                                      |                   |                        |                      |                  |                    |                        |                    |
| Nursing & Midwifery                                   |                   |                        |                      |                  |                    |                        |                    |
| Health & Social Care Professionals                    |                   |                        |                      |                  |                    |                        |                    |
| Management & Administrative                           | 0.0%              | 0.0%                   | 0.0%                 | 0.0%             | 0.0%               |                        |                    |
| General Support                                       |                   |                        |                      |                  |                    |                        |                    |
| Patient & Client Care                                 | 5.1%              | 0.6%                   | 5.6%                 | 0.0%             | 5.6%               | 100.0%                 | 0.0%               |

## May 2023

| Ambulance ( South- Eastern) absence by Staff Category | Certified absence | Self-certified absence | Non Covid-19 absence | Covid-19 absence | Total absence rate | % Non Covid-19 absence | % Covid-19 absence |
|---|-------------------|------------------------|----------------------|------------------|--------------------|------------------------|--------------------|
| <b>Ambulance ( South- Eastern)</b>                    | <b>2.2%</b>       | <b>0.6%</b>            | <b>2.8%</b>          | <b>2.4%</b>      | <b>5.2%</b>        | <b>53.5%</b>           | <b>46.5%</b>       |
| Medical & Dental                                      |                   |                        |                      |                  |                    |                        |                    |
| Nursing & Midwifery                                   |                   |                        |                      |                  |                    |                        |                    |
| Health & Social Care Professionals                    |                   |                        |                      |                  |                    |                        |                    |
| Management & Administrative                           | 0.0%              | 0.0%                   | 0.0%                 | 0.0%             | 0.0%               |                        |                    |
| General Support                                       | 0.0%              | 0.0%                   | 0.0%                 | 0.0%             | 0.0%               |                        |                    |
| Patient & Client Care                                 | 2.3%              | 0.6%                   | 3.0%                 | 2.6%             | 5.6%               | 53.5%                  | 46.5%              |

## May 2023

| Ambulance ( Southern) absence by Staff Category | Certified absence | Self-certified absence | Non Covid-19 absence | Covid-19 absence | Total absence rate | % Non Covid-19 absence | % Covid-19 absence |
|---|-------------------|------------------------|----------------------|------------------|--------------------|------------------------|--------------------|
| <b>Ambulance ( Southern)</b>                    | <b>19.8%</b>      | <b>0.8%</b>            | <b>20.6%</b>         | <b>0.3%</b>      | <b>20.9%</b>       | <b>98.7%</b>           | <b>1.3%</b>        |
| Medical & Dental                                |                   |                        |                      |                  |                    |                        |                    |
| Nursing & Midwifery                             |                   |                        |                      |                  |                    |                        |                    |
| Health & Social Care Professionals              |                   |                        |                      |                  |                    |                        |                    |
| Management & Administrative                     | 0.0%              | 0.0%                   | 0.0%                 | 0.0%             | 0.0%               |                        |                    |
| General Support                                 | 0.0%              | 0.0%                   | 0.0%                 | 0.0%             | 0.0%               |                        |                    |
| Patient & Client Care                           | 20.5%             | 0.8%                   | 21.3%                | 0.3%             | 21.6%              | 98.7%                  | 1.3%               |

## May 2023

| Ambulance ( Western) absence by Staff Category | Certified absence | Self-certified absence | Non Covid-19 absence | Covid-19 absence | Total absence rate | % Non Covid-19 absence | % Covid-19 absence |
|--|-------------------|------------------------|----------------------|------------------|--------------------|------------------------|--------------------|
| <b>Ambulance ( Western)</b>                    | <b>6.2%</b>       | <b>0.0%</b>            | <b>6.2%</b>          | <b>0.0%</b>      | <b>6.2%</b>        | <b>100.0%</b>          | <b>0.0%</b>        |
| Medical & Dental                               |                   |                        |                      |                  |                    |                        |                    |
| Nursing & Midwifery                            |                   |                        |                      |                  |                    |                        |                    |
| Health & Social Care Professionals             |                   |                        |                      |                  |                    |                        |                    |
| Management & Administrative                    | 0.0%              | 0.0%                   | 0.0%                 | 0.0%             | 0.0%               |                        |                    |
| General Support                                |                   |                        |                      |                  |                    |                        |                    |
| Patient & Client Care                          | 6.7%              | 0.0%                   | 6.7%                 | 0.0%             | 6.7%               | 100.0%                 | 0.0%               |

## National Ambulance Service

| Year/ month | Medical & Dental | Nursing & Midwifery | Health & Social Care Professionals | Management & Administrative | General Support | Patient & Client Care | Certified absence | Self-certified absence | Non Covid-19 absence | Covid-19 absence | Total absence rate |
|-------------|------------------|---------------------|------------------------------------|-----------------------------|-----------------|-----------------------|-------------------|------------------------|----------------------|------------------|--------------------|
| <b>2023</b> |                  |                     |                                    | <b>2.8%</b>                 | <b>1.6%</b>     | <b>7.2%</b>           | <b>5.8%</b>       | <b>0.7%</b>            | <b>6.4%</b>          | <b>0.5%</b>      | <b>7.0%</b>        |
| May 2023    |                  |                     |                                    | 3.2%                        |                 | 6.6%                  | 5.3%              | 0.7%                   | 5.9%                 | 0.4%             | 6.4%               |
| Apr 2023    |                  |                     |                                    | 3.2%                        |                 | 7.2%                  | 5.7%              | 0.8%                   | 6.5%                 | 0.5%             | 7.0%               |
| Mar 2023    |                  |                     |                                    | 3.1%                        | 6.6%            | 7.1%                  | 5.7%              | 0.7%                   | 6.3%                 | 0.6%             | 6.9%               |
| Feb 2023    |                  |                     |                                    | 2.6%                        |                 | 7.5%                  | 6.1%              | 0.7%                   | 6.8%                 | 0.4%             | 7.2%               |
| Jan 2023    |                  |                     |                                    | 1.8%                        |                 | 7.8%                  | 6.1%              | 0.6%                   | 6.7%                 | 0.7%             | 7.4%               |
| <b>2022</b> |                  | <b>1.9%</b>         |                                    | <b>3.7%</b>                 | <b>0.8%</b>     | <b>9.5%</b>           | <b>6.2%</b>       | <b>0.7%</b>            | <b>6.9%</b>          | <b>2.0%</b>      | <b>8.9%</b>        |
| Dec 2022    |                  | 9.7%                |                                    | 2.6%                        |                 | 10.0%                 | 7.5%              | 0.9%                   | 8.4%                 | 1.2%             | 9.6%               |
| Nov 2022    |                  |                     |                                    | 5.6%                        | 31.8%           | 8.2%                  | 6.5%              | 0.8%                   | 7.3%                 | 0.8%             | 8.1%               |
| Oct 2022    |                  |                     |                                    | 4.1%                        | 3.2%            | 7.9%                  | 5.9%              | 0.7%                   | 6.7%                 | 1.0%             | 7.6%               |
| Sep 2022    |                  |                     |                                    | 4.1%                        |                 | 7.8%                  | 5.9%              | 0.8%                   | 6.7%                 | 0.8%             | 7.5%               |
| Aug 2022    |                  |                     |                                    | 3.9%                        | 5.9%            | 8.1%                  | 6.5%              | 0.7%                   | 7.2%                 | 0.8%             | 7.9%               |
| Jul 2022    |                  | 16.5%               |                                    | 4.1%                        | 0.5%            | 10.6%                 | 7.1%              | 0.9%                   | 7.9%                 | 2.3%             | 10.2%              |
| Jun 2022    |                  |                     |                                    | 4.4%                        | 0.8%            | 9.4%                  | 6.6%              | 0.8%                   | 7.3%                 | 1.7%             | 9.0%               |
| May 2022    |                  |                     |                                    | 3.3%                        | 2.8%            | 8.7%                  | 6.8%              | 0.6%                   | 7.4%                 | 1.0%             | 8.4%               |
| Apr 2022    |                  |                     |                                    | 3.3%                        | 3.7%            | 10.3%                 | 6.8%              | 0.8%                   | 7.6%                 | 2.4%             | 10.0%              |
| Mar 2022    |                  |                     |                                    | 3.1%                        | 0.2%            | 13.0%                 | 4.8%              | 0.5%                   | 5.3%                 | 3.9%             | 9.3%               |
| Feb 2022    |                  |                     |                                    | 3.2%                        | 7.3%            | 9.1%                  | 5.8%              | 0.6%                   | 6.4%                 | 2.4%             | 8.8%               |
| Jan 2022    |                  |                     |                                    | 2.9%                        | 6.7%            | 11.0%                 | 5.5%              | 0.4%                   | 5.9%                 | 4.7%             | 10.6%              |
| <b>2021</b> |                  | <b>14.2%</b>        | <b>1.1%</b>                        | <b>3.0%</b>                 | <b>5.0%</b>     | <b>8.1%</b>           | <b>5.4%</b>       | <b>0.7%</b>            | <b>6.1%</b>          | <b>1.7%</b>      | <b>7.8%</b>        |
| Dec 2021    |                  | 44.0%               |                                    | 3.1%                        | 7.7%            | 10.3%                 | 6.8%              | 0.7%                   | 7.5%                 | 2.5%             | 10.0%              |
| Nov 2021    |                  | 24.5%               |                                    | 6.1%                        | 8.1%            | 10.3%                 | 6.9%              | 0.8%                   | 7.7%                 | 2.4%             | 10.1%              |
| Oct 2021    |                  |                     |                                    | 5.2%                        | 11.2%           | 9.0%                  | 6.5%              | 0.8%                   | 7.2%                 | 1.6%             | 8.9%               |
| Sep 2021    |                  |                     |                                    | 3.1%                        | 3.2%            | 8.5%                  | 6.2%              | 0.6%                   | 6.9%                 | 1.3%             | 8.2%               |
| Aug 2021    |                  |                     |                                    | 2.2%                        |                 | 8.3%                  | 6.3%              | 0.7%                   | 7.1%                 | 0.9%             | 8.0%               |
| Jul 2021    |                  |                     |                                    | 3.1%                        | 0.4%            | 7.7%                  | 5.9%              | 0.8%                   | 6.7%                 | 0.7%             | 7.4%               |
| Jun 2021    |                  |                     |                                    | 2.6%                        | 10.9%           | 6.2%                  | 4.9%              | 0.6%                   | 5.4%                 | 0.6%             | 6.1%               |
| May 2021    |                  |                     |                                    | 3.6%                        | 2.8%            | 5.3%                  | 4.1%              | 0.5%                   | 4.6%                 | 0.7%             | 5.2%               |
| Apr 2021    |                  | 12.9%               | 1.1%                               | 1.7%                        | 4.9%            | 6.1%                  | 4.4%              | 0.6%                   | 5.0%                 | 1.0%             | 5.9%               |
| Mar 2021    |                  |                     |                                    | 2.4%                        | 2.9%            | 5.5%                  | 3.5%              | 0.5%                   | 4.0%                 | 1.1%             | 5.1%               |
| Feb 2021    |                  |                     |                                    | 1.5%                        | 5.9%            | 6.9%                  | 4.0%              | 0.9%                   | 4.9%                 | 1.7%             | 6.5%               |

|             |  |  |  |             |             |             |             |             |             |             |             |
|-------------|--|--|--|-------------|-------------|-------------|-------------|-------------|-------------|-------------|-------------|
| Jan 2021    |  |  |  | 3.0%        | 6.0%        | 10.6%       | 4.2%        | 0.5%        | 4.7%        | 5.0%        | 9.7%        |
| <b>2020</b> |  |  |  | <b>2.3%</b> | <b>3.8%</b> | <b>7.9%</b> | <b>5.3%</b> | <b>0.6%</b> | <b>5.9%</b> | <b>1.4%</b> | <b>7.3%</b> |
| Dec 2020    |  |  |  | 1.3%        | 6.1%        | 8.2%        | 5.2%        | 0.7%        | 5.9%        | 1.7%        | 7.6%        |
| Nov 2020    |  |  |  | 2.0%        | 2.9%        | 7.2%        | 4.2%        | 0.5%        | 4.6%        | 1.9%        | 6.5%        |
| Oct 2020    |  |  |  | 0.8%        | 3.1%        | 8.8%        | 4.8%        | 0.6%        | 5.4%        | 2.4%        | 7.8%        |
| Sep 2020    |  |  |  | 1.1%        | 3.3%        | 7.7%        | 5.1%        | 0.6%        | 5.7%        | 1.3%        | 6.9%        |
| Aug 2020    |  |  |  | 1.4%        | 3.8%        | 7.1%        | 5.2%        | 0.7%        | 5.9%        | 0.5%        | 6.4%        |
| Jul 2020    |  |  |  | 0.3%        | 4.7%        | 6.0%        | 4.6%        | 0.6%        | 5.2%        | 0.3%        | 5.5%        |
| Jun 2020    |  |  |  | 0.7%        | 4.5%        | 7.5%        | 5.8%        | 0.5%        | 6.3%        | 0.6%        | 6.8%        |
| May 2020    |  |  |  | 2.3%        | 1.3%        | 9.5%        | 6.6%        | 0.5%        | 7.1%        | 1.9%        | 9.0%        |
| Apr 2020    |  |  |  | 4.0%        |             | 9.7%        | 5.0%        | 0.5%        | 5.5%        | 3.8%        | 9.3%        |
| Mar 2020    |  |  |  | 6.5%        | 1.1%        | 8.7%        | 5.2%        | 0.7%        | 5.8%        | 2.6%        | 8.4%        |
| Feb 2020    |  |  |  | 4.2%        | 1.9%        | 7.5%        | 6.5%        | 0.7%        | 7.2%        |             | 7.2%        |
| Jan 2020    |  |  |  | 3.4%        | 1.4%        | 6.8%        | 5.9%        | 0.7%        | 6.6%        |             | 6.6%        |

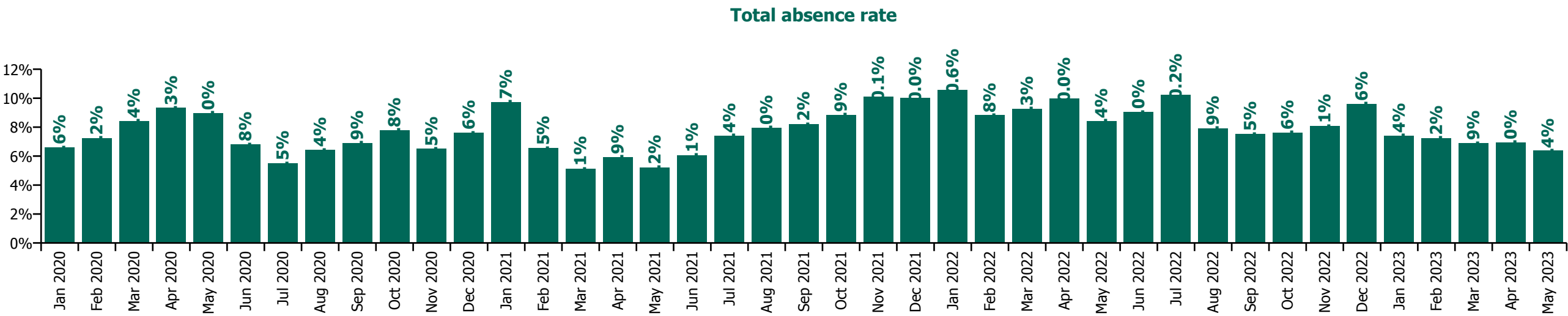
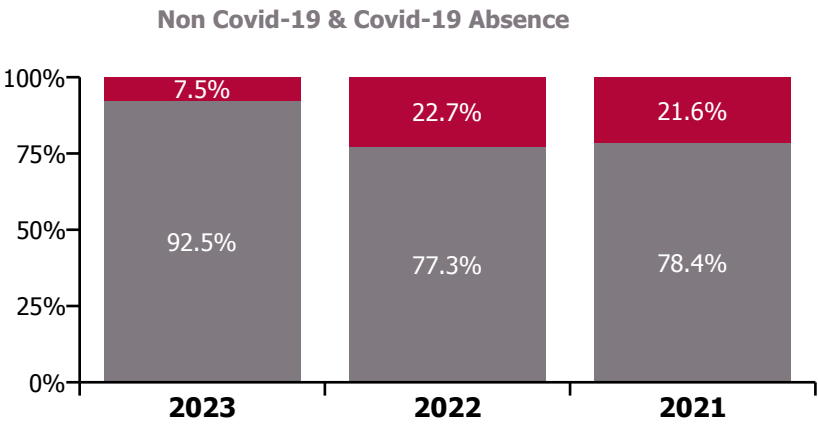
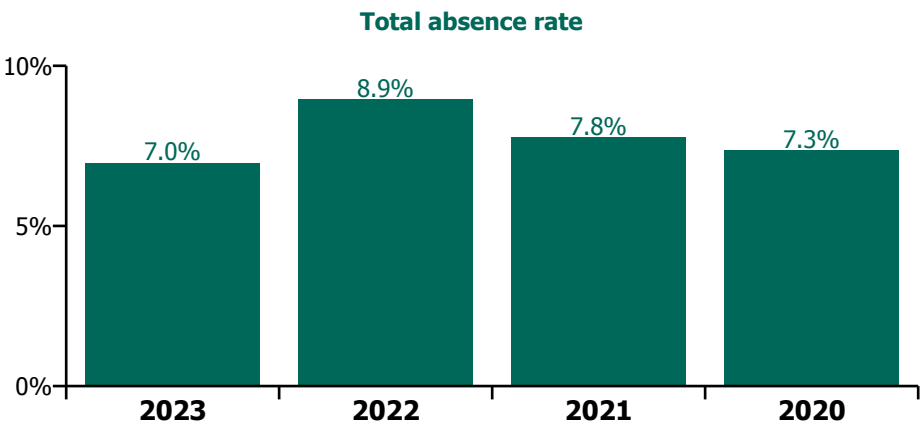
National Ambulance Service

| Year/ month | National    | North<br>Leinster | South       | West         | Acute Services<br>absence rate | Certified<br>absence | Self-<br>certified<br>absence | Non<br>Covid-19<br>absence | Covid-19<br>absence | Total<br>absence<br>rate |
|-------------|-------------|-------------------|-------------|--------------|--------------------------------|----------------------|-------------------------------|----------------------------|---------------------|--------------------------|
| <b>2023</b> | 3.8%        | 6.8%              | 13.0%       | 8.2%         | <b>7.0%</b>                    | <b>5.8%</b>          | <b>0.7%</b>                   | <b>6.4%</b>                | <b>0.5%</b>         | <b>7.0%</b>              |
| May 2023    |             | 5.5%              | 15.3%       | 10.3%        | 6.4%                           | 5.3%                 | 0.7%                          | 5.9%                       | 0.4%                | 6.38%                    |
| Apr 2023    |             | 6.4%              | 12.0%       | 9.7%         | 7.0%                           | 5.7%                 | 0.8%                          | 6.5%                       | 0.5%                | 6.95%                    |
| Mar 2023    |             | 6.6%              | 11.0%       | 6.3%         | 6.9%                           | 5.7%                 | 0.7%                          | 6.3%                       | 0.6%                | 6.89%                    |
| Feb 2023    | 3.9%        | 8.1%              | 13.0%       | 7.2%         | 7.2%                           | 6.1%                 | 0.7%                          | 6.8%                       | 0.4%                | 7.24%                    |
| Jan 2023    | 3.8%        | 8.2%              | 15.1%       | 7.7%         | 7.4%                           | 6.1%                 | 0.6%                          | 6.7%                       | 0.7%                | 7.42%                    |
| <b>2022</b> | <b>4.6%</b> | <b>9.9%</b>       | <b>7.9%</b> | <b>13.1%</b> | <b>8.9%</b>                    | <b>6.2%</b>          | <b>0.7%</b>                   | <b>6.9%</b>                | <b>2.0%</b>         | <b>8.9%</b>              |
| Dec 2022    | 4.0%        | 11.1%             | 10.7%       | 8.8%         | 9.6%                           | 7.5%                 | 0.9%                          | 8.4%                       | 1.2%                | 9.61%                    |
| Nov 2022    | 3.3%        | 9.2%              |             | 10.3%        | 8.1%                           | 6.5%                 | 0.8%                          | 7.3%                       | 0.8%                | 8.07%                    |
| Oct 2022    | 4.4%        | 8.6%              | 7.4%        | 9.1%         | 7.6%                           | 5.9%                 | 0.7%                          | 6.7%                       | 1.0%                | 7.63%                    |
| Sep 2022    | 2.8%        | 8.3%              | 7.7%        | 9.5%         | 7.5%                           | 5.9%                 | 0.8%                          | 6.7%                       | 0.8%                | 7.53%                    |
| Aug 2022    | 2.4%        | 8.7%              | 7.2%        | 11.7%        | 7.9%                           | 6.5%                 | 0.7%                          | 7.2%                       | 0.8%                | 7.92%                    |
| Jul 2022    | 5.7%        | 11.1%             | 9.3%        | 14.3%        | 10.2%                          | 7.1%                 | 0.9%                          | 7.9%                       | 2.3%                | 10.23%                   |
| Jun 2022    | 5.1%        | 9.4%              | 8.3%        | 14.6%        | 9.0%                           | 6.6%                 | 0.8%                          | 7.3%                       | 1.7%                | 9.05%                    |
| May 2022    | 4.7%        | 8.8%              | 7.9%        | 13.2%        | 8.4%                           | 6.8%                 | 0.6%                          | 7.4%                       | 1.0%                | 8.43%                    |
| Apr 2022    | 4.8%        | 10.4%             | 9.5%        | 16.2%        | 10.0%                          | 6.8%                 | 0.8%                          | 7.6%                       | 2.4%                | 9.98%                    |
| Mar 2022    | 6.7%        | 13.1%             | 5.3%        | 15.3%        | 9.3%                           | 4.8%                 | 0.5%                          | 5.3%                       | 3.9%                | 9.27%                    |
| Feb 2022    | 4.5%        | 8.7%              | 9.7%        | 13.3%        | 8.8%                           | 5.8%                 | 0.6%                          | 6.4%                       | 2.4%                | 8.82%                    |
| Jan 2022    | 6.4%        | 11.0%             | 11.0%       | 16.2%        | 10.6%                          | 5.5%                 | 0.4%                          | 5.9%                       | 4.7%                | 10.59%                   |
| <b>2021</b> | <b>4.2%</b> | <b>7.8%</b>       | <b>8.4%</b> | <b>10.4%</b> | <b>7.8%</b>                    | <b>5.4%</b>          | <b>0.7%</b>                   | <b>6.1%</b>                | <b>1.7%</b>         | <b>7.8%</b>              |
| Dec 2021    | 5.2%        | 10.8%             | 9.2%        | 13.7%        | 10.0%                          | 6.8%                 | 0.7%                          | 7.5%                       | 2.5%                | 10.01%                   |
| Nov 2021    | 6.1%        | 10.3%             | 10.1%       | 15.5%        | 10.1%                          | 6.9%                 | 0.8%                          | 7.7%                       | 2.4%                | 10.09%                   |
| Oct 2021    | 3.8%        | 8.6%              | 10.4%       | 15.1%        | 8.9%                           | 6.5%                 | 0.8%                          | 7.2%                       | 1.6%                | 8.86%                    |
| Sep 2021    | 3.5%        | 8.2%              | 9.4%        | 12.9%        | 8.2%                           | 6.2%                 | 0.6%                          | 6.9%                       | 1.3%                | 8.20%                    |
| Aug 2021    | 3.9%        | 8.0%              | 7.5%        | 14.1%        | 8.0%                           | 6.3%                 | 0.7%                          | 7.1%                       | 0.9%                | 7.97%                    |
| Jul 2021    | 3.5%        | 7.7%              | 6.9%        | 12.4%        | 7.4%                           | 5.9%                 | 0.8%                          | 6.7%                       | 0.7%                | 7.42%                    |
| Jun 2021    | 2.8%        | 5.9%              | 8.3%        | 10.4%        | 6.1%                           | 4.9%                 | 0.6%                          | 5.4%                       | 0.6%                | 6.06%                    |
| May 2021    | 2.7%        | 5.2%              | 7.2%        | 7.9%         | 5.2%                           | 4.1%                 | 0.5%                          | 4.6%                       | 0.7%                | 5.23%                    |
| Apr 2021    | 4.0%        | 5.3%              | 7.4%        | 8.4%         | 5.9%                           | 4.4%                 | 0.6%                          | 5.0%                       | 1.0%                | 5.94%                    |
| Mar 2021    | 3.0%        | 5.4%              | 3.7%        | 7.5%         | 5.1%                           | 3.5%                 | 0.5%                          | 4.0%                       | 1.1%                | 5.12%                    |
| Feb 2021    | 4.6%        | 7.1%              | 5.4%        | 8.2%         | 6.5%                           | 4.0%                 | 0.9%                          | 4.9%                       | 1.7%                | 6.55%                    |
| Jan 2021    | 6.4%        | 9.2%              | 14.2%       | 9.1%         | 9.7%                           | 4.2%                 | 0.5%                          | 4.7%                       | 5.0%                | 9.74%                    |
| <b>2020</b> | <b>4.3%</b> | <b>7.3%</b>       | <b>7.9%</b> | <b>8.5%</b>  | <b>7.3%</b>                    | <b>5.3%</b>          | <b>0.6%</b>                   | <b>5.9%</b>                | <b>1.4%</b>         | <b>7.3%</b>              |
| Dec 2020    | 3.0%        | 8.3%              | 9.4%        | 7.8%         | 7.6%                           | 5.2%                 | 0.7%                          | 5.9%                       | 1.7%                | 7.61%                    |
| Nov 2020    | 3.2%        | 8.2%              | 6.7%        | 6.3%         | 6.5%                           | 4.2%                 | 0.5%                          | 4.6%                       | 1.9%                | 6.50%                    |
| Oct 2020    | 5.4%        | 7.2%              | 9.5%        | 8.4%         | 7.8%                           | 4.8%                 | 0.6%                          | 5.4%                       | 2.4%                | 7.79%                    |
| Sep 2020    | 4.6%        | 5.2%              | 8.8%        | 8.6%         | 6.9%                           | 5.1%                 | 0.6%                          | 5.7%                       | 1.3%                | 6.91%                    |
| Aug 2020    | 3.7%        | 5.9%              | 6.1%        | 8.6%         | 6.4%                           | 5.2%                 | 0.7%                          | 5.9%                       | 0.5%                | 6.43%                    |
| Jul 2020    | 3.4%        | 6.1%              | 5.4%        | 6.1%         | 5.5%                           | 4.6%                 | 0.6%                          | 5.2%                       | 0.3%                | 5.51%                    |
| Jun 2020    | 4.2%        | 5.6%              | 7.6%        | 8.6%         | 6.8%                           | 5.8%                 | 0.5%                          | 6.3%                       | 0.6%                | 6.82%                    |
| May 2020    | 5.4%        | 9.9%              | 8.6%        | 9.9%         | 9.0%                           | 6.6%                 | 0.5%                          | 7.1%                       | 1.9%                | 8.98%                    |
| Apr 2020    | 6.4%        | 8.8%              | 10.1%       | 10.5%        | 9.3%                           | 5.0%                 | 0.5%                          | 5.5%                       | 3.8%                | 9.33%                    |



National Ambulance Service

| Year/ month | National | North<br>Leinster | South | West  | Acute Services<br>absence rate | Certified<br>absence | Self-<br>certified<br>absence | Non<br>Covid-19<br>absence | Covid-19<br>absence | Total<br>absence<br>rate |
|-------------|----------|-------------------|-------|-------|--------------------------------|----------------------|-------------------------------|----------------------------|---------------------|--------------------------|
| Mar 2020    | 5.2%     | 8.7%              | 7.4%  | 10.6% | 8.4%                           | 5.2%                 | 0.7%                          | 5.8%                       | 2.6%                | 8.44%                    |
| Feb 2020    | 2.9%     | 8.0%              | 7.7%  | 8.4%  | 7.2%                           | 6.5%                 | 0.7%                          | 7.2%                       |                     | 7.24%                    |
| Jan 2020    | 4.4%     | 6.2%              | 7.5%  | 7.6%  | 6.6%                           | 5.9%                 | 0.7%                          | 6.6%                       |                     | 6.61%                    |



## January 2021

| NAS Absence Rate - by Staff Category: Jan 2021 | Certified absence | Self-certified absence | Non Covid-19 absence | Covid-19 absence | Total absence rate | % Non Covid-19 absence | % Covid-19 absence |
|--|-------------------|------------------------|----------------------|------------------|--------------------|------------------------|--------------------|
| <b>National Ambulance Service</b>              | <b>4.2%</b>       | <b>0.5%</b>            | <b>4.7%</b>          | <b>5.0%</b>      | <b>9.7%</b>        | <b>48.3%</b>           | <b>51.7%</b>       |
| Medical & Dental                               |                   |                        |                      |                  |                    |                        |                    |
| Nursing & Midwifery                            |                   |                        |                      |                  |                    |                        |                    |
| Health & Social Care Professionals             |                   |                        |                      |                  |                    |                        |                    |
| Management & Administrative                    | 1.2%              | 0.1%                   | 1.3%                 | 1.7%             | 3.0%               | 43.2%                  | 56.8%              |
| General Support                                | 5.1%              | 0.6%                   | 5.8%                 | 0.2%             | 6.0%               | 96.1%                  | 3.9%               |
| Patient & Client Care                          | 4.3%              | 0.5%                   | 4.8%                 | 5.8%             | 10.6%              | 45.4%                  | 54.6%              |

## February 2021

| NAS Absence Rate - by Staff Category: Feb 2021 | Certified absence | Self-certified absence | Non Covid-19 absence | Covid-19 absence | Total absence rate | % Non Covid-19 absence | % Covid-19 absence |
|--|-------------------|------------------------|----------------------|------------------|--------------------|------------------------|--------------------|
| <b>National Ambulance Service</b>              | <b>4.0%</b>       | <b>0.9%</b>            | <b>4.9%</b>          | <b>1.7%</b>      | <b>6.5%</b>        | <b>74.6%</b>           | <b>25.4%</b>       |
| Medical & Dental                               |                   |                        |                      |                  |                    |                        |                    |
| Nursing & Midwifery                            |                   |                        |                      |                  |                    |                        |                    |
| Health & Social Care Professionals             |                   |                        |                      |                  |                    |                        |                    |
| Management & Administrative                    | 1.2%              | 0.2%                   | 1.5%                 | 0.0%             | 1.5%               | 100.0%                 | 0.0%               |
| General Support                                | 4.9%              | 1.0%                   | 5.9%                 | 0.0%             | 5.9%               | 99.3%                  | 0.7%               |
| Patient & Client Care                          | 4.1%              | 0.9%                   | 5.0%                 | 1.9%             | 6.9%               | 72.3%                  | 27.7%              |

## March 2021

| NAS Absence Rate - by Staff Category: Mar 2021 | Certified absence | Self-certified absence | Non Covid-19 absence | Covid-19 absence | Total absence rate | % Non Covid-19 absence | % Covid-19 absence |
|--|-------------------|------------------------|----------------------|------------------|--------------------|------------------------|--------------------|
| <b>National Ambulance Service</b>              | <b>3.5%</b>       | <b>0.5%</b>            | <b>4.0%</b>          | <b>1.1%</b>      | <b>5.1%</b>        | <b>79.0%</b>           | <b>21.0%</b>       |
| Medical & Dental                               |                   |                        |                      |                  |                    |                        |                    |
| Nursing & Midwifery                            |                   |                        |                      |                  |                    |                        |                    |
| Health & Social Care Professionals             |                   |                        |                      |                  |                    |                        |                    |
| Management & Administrative                    | 2.4%              | 0.0%                   | 2.4%                 | 0.0%             | 2.4%               | 100.0%                 | 0.0%               |
| General Support                                | 2.6%              | 0.3%                   | 2.9%                 | 0.0%             | 2.9%               | 100.0%                 | 0.0%               |
| Patient & Client Care                          | 3.7%              | 0.6%                   | 4.3%                 | 1.2%             | 5.5%               | 77.3%                  | 22.7%              |

## April 2021

| NAS Absence Rate - by Staff Category: Apr 2021 | Certified absence | Self-certified absence | Non Covid-19 absence | Covid-19 absence | Total absence rate | % Non Covid-19 absence | % Covid-19 absence |
|--|-------------------|------------------------|----------------------|------------------|--------------------|------------------------|--------------------|
| <b>National Ambulance Service</b>              | <b>4.4%</b>       | <b>0.6%</b>            | <b>5.0%</b>          | <b>1.0%</b>      | <b>5.9%</b>        | <b>84.0%</b>           | <b>16.0%</b>       |
| Medical & Dental                               | 0.0%              | 0.0%                   | 0.0%                 | 0.0%             | 0.0%               | #DIV/0                 | #DIV/0             |
| Nursing & Midwifery                            | 12.9%             | 0.0%                   | 12.9%                | 0.0%             | 12.9%              | 100.0%                 | 0.0%               |
| Health & Social Care Professionals             | 1.1%              | 0.0%                   | 1.1%                 | 0.0%             | 1.1%               | 100.0%                 | 0.0%               |
| Management & Administrative                    | 1.7%              | 0.0%                   | 1.7%                 | 0.0%             | 1.7%               | 100.0%                 | 0.0%               |
| General Support                                | 4.5%              | 0.4%                   | 4.9%                 | 0.0%             | 4.9%               | 100.0%                 | 0.0%               |
| Patient & Client Care                          | 4.4%              | 0.7%                   | 5.1%                 | 1.0%             | 6.1%               | 83.2%                  | 16.8%              |

## May 2021

| NAS Absence Rate - by Staff Category: May 2021 | Certified absence | Self-certified absence | Non Covid-19 absence | Covid-19 absence | Total absence rate | % Non Covid-19 absence | % Covid-19 absence |
|--|-------------------|------------------------|----------------------|------------------|--------------------|------------------------|--------------------|
| <b>National Ambulance Service</b>              | <b>4.1%</b>       | <b>0.5%</b>            | <b>4.6%</b>          | <b>0.7%</b>      | <b>5.2%</b>        | <b>87.5%</b>           | <b>12.5%</b>       |
| Medical & Dental                               | 0.0%              | 0.0%                   | 0.0%                 | 0.0%             | 0.0%               | #DIV/0                 | #DIV/0             |
| Nursing & Midwifery                            | 0.0%              | 0.0%                   | 0.0%                 | 0.0%             | 0.0%               |                        | #DIV/0             |
| Health & Social Care Professionals             |                   |                        |                      |                  |                    |                        |                    |
| Management & Administrative                    | 3.4%              | 0.1%                   | 3.6%                 | 0.0%             | 3.6%               | 100.0%                 | 0.0%               |
| General Support                                | 0.0%              | 2.8%                   | 2.8%                 | 0.0%             | 2.8%               | 100.0%                 | 0.0%               |
| Patient & Client Care                          | 4.1%              | 0.5%                   | 4.6%                 | 0.7%             | 5.3%               | 87.1%                  | 12.9%              |

## June 2021

| NAS Absence Rate - by Staff Category: Jun 2021 | Certified absence | Self-certified absence | Non Covid-19 absence | Covid-19 absence | Total absence rate | % Non Covid-19 absence | % Covid-19 absence |
|--|-------------------|------------------------|----------------------|------------------|--------------------|------------------------|--------------------|
| <b>National Ambulance Service</b>              | <b>4.9%</b>       | <b>0.6%</b>            | <b>5.4%</b>          | <b>0.6%</b>      | <b>6.1%</b>        | <b>89.8%</b>           | <b>10.2%</b>       |
| Medical & Dental                               | 0.0%              | 0.0%                   | 0.0%                 | 0.0%             | 0.0%               | #DIV/0                 | #DIV/0             |
| Nursing & Midwifery                            | 0.0%              | 0.0%                   | 0.0%                 | 0.0%             | 0.0%               |                        | #DIV/0             |
| Health & Social Care Professionals             |                   |                        |                      |                  |                    |                        |                    |
| Management & Administrative                    | 2.6%              | 0.0%                   | 2.6%                 | 0.0%             | 2.6%               | 100.0%                 | 0.0%               |
| General Support                                | 9.4%              | 1.4%                   | 10.9%                | 0.0%             | 10.9%              | 100.0%                 | 0.0%               |
| Patient & Client Care                          | 5.0%              | 0.6%                   | 5.6%                 | 0.7%             | 6.2%               | 89.6%                  | 10.4%              |

## July 2021

| NAS Absence Rate - by Staff Category: Jul 2021 | Certified absence | Self-certified absence | Non Covid-19 absence | Covid-19 absence | Total absence rate | % Non Covid-19 absence | % Covid-19 absence |
|--|-------------------|------------------------|----------------------|------------------|--------------------|------------------------|--------------------|
| <b>National Ambulance Service</b>              | <b>5.9%</b>       | <b>0.8%</b>            | <b>6.7%</b>          | <b>0.7%</b>      | <b>7.4%</b>        | <b>90.6%</b>           | <b>9.4%</b>        |
| Medical & Dental                               | 0.0%              | 0.0%                   | 0.0%                 | 0.0%             | 0.0%               | #DIV/0                 | #DIV/0             |
| Nursing & Midwifery                            | 0.0%              | 0.0%                   | 0.0%                 | 0.0%             | 0.0%               |                        | #DIV/0             |
| Health & Social Care Professionals             |                   |                        |                      |                  |                    |                        |                    |
| Management & Administrative                    | 2.4%              | 0.6%                   | 3.0%                 | 0.1%             | 3.1%               | 97.0%                  | 3.0%               |
| General Support                                | 0.0%              | 0.4%                   | 0.4%                 | 0.0%             | 0.4%               | 100.0%                 | 0.0%               |
| Patient & Client Care                          | 6.1%              | 0.8%                   | 6.9%                 | 0.7%             | 7.7%               | 90.5%                  | 9.5%               |

## August 2021

| NAS Absence Rate - by Staff Category: Aug 2021 | Certified absence | Self-certified absence | Non Covid-19 absence | Covid-19 absence | Total absence rate | % Non Covid-19 absence | % Covid-19 absence |
|--|-------------------|------------------------|----------------------|------------------|--------------------|------------------------|--------------------|
| <b>National Ambulance Service</b>              | <b>6.3%</b>       | <b>0.7%</b>            | <b>7.1%</b>          | <b>0.9%</b>      | <b>8.0%</b>        | <b>88.8%</b>           | <b>11.2%</b>       |
| Medical & Dental                               | 0.0%              | 0.0%                   | 0.0%                 | 0.0%             | 0.0%               | #DIV/0                 | #DIV/0             |
| Nursing & Midwifery                            | 0.0%              | 0.0%                   | 0.0%                 | 0.0%             | 0.0%               |                        | #DIV/0             |
| Health & Social Care Professionals             |                   |                        |                      |                  |                    |                        |                    |
| Management & Administrative                    | 2.1%              | 0.1%                   | 2.2%                 | 0.0%             | 2.2%               | 100.0%                 | 0.0%               |
| General Support                                | 0.0%              | 0.0%                   | 0.0%                 | 0.0%             | 0.0%               |                        |                    |
| Patient & Client Care                          | 6.6%              | 0.8%                   | 7.4%                 | 0.9%             | 8.3%               | 88.7%                  | 11.3%              |

## September 2021

| NAS Absence Rate - by Staff Category: Sep 2021 | Certified absence | Self-certified absence | Non Covid-19 absence | Covid-19 absence | Total absence rate | % Non Covid-19 absence | % Covid-19 absence |
|--|-------------------|------------------------|----------------------|------------------|--------------------|------------------------|--------------------|
| <b>National Ambulance Service</b>              | <b>6.2%</b>       | <b>0.6%</b>            | <b>6.9%</b>          | <b>1.3%</b>      | <b>8.2%</b>        | <b>83.6%</b>           | <b>16.4%</b>       |
| Medical & Dental                               | 0.0%              | 0.0%                   | 0.0%                 | 0.0%             | 0.0%               | #DIV/0                 | #DIV/0             |
| Nursing & Midwifery                            | 0.0%              | 0.0%                   | 0.0%                 | 0.0%             | 0.0%               |                        | #DIV/0             |
| Health & Social Care Professionals             |                   |                        |                      |                  |                    |                        |                    |
| Management & Administrative                    | 2.9%              | 0.3%                   | 3.1%                 | 0.0%             | 3.1%               | 100.0%                 | 0.0%               |
| General Support                                | 3.2%              | 0.0%                   | 3.2%                 | 0.0%             | 3.2%               | 100.0%                 | 0.0%               |
| Patient & Client Care                          | 6.4%              | 0.6%                   | 7.1%                 | 1.4%             | 8.5%               | 83.3%                  | 16.7%              |

## October 2021

| NAS Absence Rate - by Staff Category: Oct 2021 | Certified absence | Self-certified absence | Non Covid-19 absence | Covid-19 absence | Total absence rate | % Non Covid-19 absence | % Covid-19 absence |
|--|-------------------|------------------------|----------------------|------------------|--------------------|------------------------|--------------------|
| <b>National Ambulance Service</b>              | <b>6.5%</b>       | <b>0.8%</b>            | <b>7.2%</b>          | <b>1.6%</b>      | <b>8.9%</b>        | <b>81.5%</b>           | <b>18.5%</b>       |
| Medical & Dental                               | 0.0%              | 0.0%                   | 0.0%                 | 0.0%             | 0.0%               | #DIV/0                 | #DIV/0             |
| Nursing & Midwifery                            | 0.0%              | 0.0%                   | 0.0%                 | 0.0%             | 0.0%               |                        | #DIV/0             |
| Health & Social Care Professionals             |                   |                        |                      |                  |                    |                        |                    |
| Management & Administrative                    | 4.9%              | 0.3%                   | 5.2%                 | 0.0%             | 5.2%               | 100.0%                 | 0.0%               |
| General Support                                | 11.2%             | 0.0%                   | 11.2%                | 0.0%             | 11.2%              | 100.0%                 | 0.0%               |
| Patient & Client Care                          | 6.5%              | 0.8%                   | 7.3%                 | 1.7%             | 9.0%               | 80.9%                  | 19.1%              |

## November 2021

| NAS Absence Rate - by Staff Category: Nov 2021 | Certified absence | Self-certified absence | Non Covid-19 absence | Covid-19 absence | Total absence rate | % Non Covid-19 absence | % Covid-19 absence |
|--|-------------------|------------------------|----------------------|------------------|--------------------|------------------------|--------------------|
| <b>National Ambulance Service</b>              | <b>6.9%</b>       | <b>0.8%</b>            | <b>7.7%</b>          | <b>2.4%</b>      | <b>10.1%</b>       | <b>76.7%</b>           | <b>23.3%</b>       |
| Medical & Dental                               | 0.0%              | 0.0%                   | 0.0%                 | 0.0%             | 0.0%               | #DIV/0                 | #DIV/0             |
| Nursing & Midwifery                            | 24.5%             | 0.0%                   | 24.5%                | 0.0%             | 24.5%              | 100.0%                 | 0.0%               |
| Health & Social Care Professionals             |                   |                        |                      |                  |                    |                        |                    |
| Management & Administrative                    | 3.8%              | 0.4%                   | 4.2%                 | 1.9%             | 6.1%               | 68.9%                  | 31.1%              |
| General Support                                | 8.1%              | 0.0%                   | 8.1%                 | 0.0%             | 8.1%               | 100.0%                 | 0.0%               |
| Patient & Client Care                          | 7.0%              | 0.9%                   | 7.9%                 | 2.4%             | 10.3%              | 76.7%                  | 23.3%              |

## December 2021

| NAS Absence Rate - by Staff Category: Dec 2021 | Certified absence | Self-certified absence | Non Covid-19 absence | Covid-19 absence | Total absence rate | % Non Covid-19 absence | % Covid-19 absence |
|--|-------------------|------------------------|----------------------|------------------|--------------------|------------------------|--------------------|
| <b>National Ambulance Service</b>              | <b>6.8%</b>       | <b>0.7%</b>            | <b>7.5%</b>          | <b>2.5%</b>      | <b>10.0%</b>       | <b>74.8%</b>           | <b>25.2%</b>       |
| Medical & Dental                               | 0.0%              | 0.0%                   | 0.0%                 | 0.0%             | 0.0%               | #DIV/0                 | #DIV/0             |
| Nursing & Midwifery                            | 44.0%             | 0.0%                   | 44.0%                | 0.0%             | 44.0%              | 100.0%                 | 0.0%               |
| Health & Social Care Professionals             |                   |                        |                      |                  |                    |                        |                    |
| Management & Administrative                    | 2.4%              | 0.1%                   | 2.5%                 | 0.6%             | 3.1%               | 82.1%                  | 17.9%              |
| General Support                                | 7.7%              | 0.0%                   | 7.7%                 | 0.0%             | 7.7%               | 100.0%                 | 0.0%               |
| Patient & Client Care                          | 7.0%              | 0.7%                   | 7.7%                 | 2.6%             | 10.3%              | 74.4%                  | 25.6%              |

## January 2022

| NAS Absence Rate - by Staff Category: Jan 2022 | Certified absence | Self-certified absence | Non Covid-19 absence | Covid-19 absence | Total absence rate | % Non Covid-19 absence | % Covid-19 absence |
|--|-------------------|------------------------|----------------------|------------------|--------------------|------------------------|--------------------|
| <b>National Ambulance Service</b>              | <b>5.5%</b>       | <b>0.4%</b>            | <b>5.9%</b>          | <b>4.7%</b>      | <b>10.6%</b>       | <b>55.4%</b>           | <b>44.6%</b>       |
| Medical & Dental                               | 0.0%              | 0.0%                   | 0.0%                 | 0.0%             | 0.0%               | #DIV/0                 | #DIV/0             |
| Nursing & Midwifery                            | 0.0%              | 0.0%                   | 0.0%                 | 0.0%             | 0.0%               |                        | #DIV/0             |
| Health & Social Care Professionals             |                   |                        |                      |                  |                    |                        |                    |
| Management & Administrative                    | 1.2%              | 0.1%                   | 1.3%                 | 1.6%             | 2.9%               | 44.3%                  | 55.7%              |
| General Support                                | 5.1%              | 0.0%                   | 5.1%                 | 1.7%             | 6.7%               | 75.4%                  | 24.6%              |
| Patient & Client Care                          | 5.7%              | 0.4%                   | 6.1%                 | 4.9%             | 11.0%              | 55.4%                  | 44.6%              |

## February 2022

| NAS Absence Rate - by Staff Category: Feb 2022 | Certified absence | Self-certified absence | Non Covid-19 absence | Covid-19 absence | Total absence rate | % Non Covid-19 absence | % Covid-19 absence |
|--|-------------------|------------------------|----------------------|------------------|--------------------|------------------------|--------------------|
| <b>National Ambulance Service</b>              | <b>5.8%</b>       | <b>0.6%</b>            | <b>6.4%</b>          | <b>2.4%</b>      | <b>8.8%</b>        | <b>72.5%</b>           | <b>27.5%</b>       |
| Medical & Dental                               | 0.0%              | 0.0%                   | 0.0%                 | 0.0%             | 0.0%               | #DIV/0                 | #DIV/0             |
| Nursing & Midwifery                            | 0.0%              | 0.0%                   | 0.0%                 | 0.0%             | 0.0%               |                        | #DIV/0             |
| Health & Social Care Professionals             |                   |                        |                      |                  |                    |                        |                    |
| Management & Administrative                    | 2.7%              | 0.3%                   | 3.0%                 | 0.1%             | 3.2%               | 95.3%                  | 4.7%               |
| General Support                                | 5.2%              | 0.0%                   | 5.2%                 | 2.1%             | 7.3%               | 71.1%                  | 28.9%              |
| Patient & Client Care                          | 6.0%              | 0.6%                   | 6.6%                 | 2.5%             | 9.1%               | 72.1%                  | 27.9%              |

## March 2022

| NAS Absence Rate - by Staff Category: Mar 2022 | Certified absence | Self-certified absence | Non Covid-19 absence | Covid-19 absence | Total absence rate | % Non Covid-19 absence | % Covid-19 absence |
|--|-------------------|------------------------|----------------------|------------------|--------------------|------------------------|--------------------|
| <b>National Ambulance Service</b>              | <b>4.8%</b>       | <b>0.5%</b>            | <b>5.3%</b>          | <b>3.9%</b>      | <b>9.3%</b>        | <b>57.5%</b>           | <b>42.5%</b>       |
| Medical & Dental                               | 0.0%              | 0.0%                   | 0.0%                 | 0.0%             | 0.0%               | #DIV/0                 | #DIV/0             |
| Nursing & Midwifery                            | 0.0%              | 0.0%                   | 0.0%                 | 0.0%             | 0.0%               |                        | #DIV/0             |
| Health & Social Care Professionals             |                   |                        |                      |                  |                    |                        |                    |
| Management & Administrative                    | 1.7%              | 0.1%                   | 1.8%                 | 1.3%             | 3.1%               | 59.6%                  | 40.4%              |
| General Support                                | 0.2%              | 0.0%                   | 0.2%                 | 0.1%             | 0.2%               | 72.9%                  | 27.1%              |
| Patient & Client Care                          | 6.8%              | 0.7%                   | 7.5%                 | 5.5%             | 13.0%              | 57.4%                  | 42.6%              |

## April 2022

| NAS Absence Rate - by Staff Category: Apr 2022 | Certified absence | Self-certified absence | Non Covid-19 absence | Covid-19 absence | Total absence rate | % Non Covid-19 absence | % Covid-19 absence |
|--|-------------------|------------------------|----------------------|------------------|--------------------|------------------------|--------------------|
| <b>National Ambulance Service</b>              | <b>6.8%</b>       | <b>0.8%</b>            | <b>7.6%</b>          | <b>2.4%</b>      | <b>10.0%</b>       | <b>75.9%</b>           | <b>24.1%</b>       |
| Medical & Dental                               | 0.0%              | 0.0%                   | 0.0%                 | 0.0%             | 0.0%               | #DIV/0                 | #DIV/0             |
| Nursing & Midwifery                            | 0.0%              | 0.0%                   | 0.0%                 | 0.0%             | 0.0%               |                        | #DIV/0             |
| Health & Social Care Professionals             |                   |                        |                      |                  |                    |                        |                    |
| Management & Administrative                    | 2.5%              | 0.1%                   | 2.6%                 | 0.7%             | 3.3%               | 77.7%                  | 22.3%              |
| General Support                                | 2.5%              | 0.0%                   | 2.5%                 | 1.2%             | 3.7%               | 66.7%                  | 33.3%              |
| Patient & Client Care                          | 7.0%              | 0.9%                   | 7.8%                 | 2.5%             | 10.3%              | 75.9%                  | 24.1%              |

## May 2022

| NAS Absence Rate - by Staff Category: May 2022 | Certified absence | Self-certified absence | Non Covid-19 absence | Covid-19 absence | Total absence rate | % Non Covid-19 absence | % Covid-19 absence |
|--|-------------------|------------------------|----------------------|------------------|--------------------|------------------------|--------------------|
| <b>National Ambulance Service</b>              | <b>6.8%</b>       | <b>0.6%</b>            | <b>7.4%</b>          | <b>1.0%</b>      | <b>8.4%</b>        | <b>88.1%</b>           | <b>11.9%</b>       |
| Medical & Dental                               | 0.0%              | 0.0%                   | 0.0%                 | 0.0%             | 0.0%               | #DIV/0                 | #DIV/0             |
| Nursing & Midwifery                            | 0.0%              | 0.0%                   | 0.0%                 | 0.0%             | 0.0%               |                        | #DIV/0             |
| Health & Social Care Professionals             |                   |                        |                      |                  |                    |                        |                    |
| Management & Administrative                    | 3.3%              | 0.1%                   | 3.3%                 | 0.0%             | 3.3%               | 100.0%                 | 0.0%               |
| General Support                                | 1.4%              | 0.0%                   | 1.4%                 | 1.4%             | 2.8%               | 50.0%                  | 50.0%              |
| Patient & Client Care                          | 7.0%              | 0.6%                   | 7.7%                 | 1.1%             | 8.7%               | 88.0%                  | 12.0%              |

## June 2022

| NAS Absence Rate - by Staff Category: Jun 2022 | Certified absence | Self-certified absence | Non Covid-19 absence | Covid-19 absence | Total absence rate | % Non Covid-19 absence | % Covid-19 absence |
|--|-------------------|------------------------|----------------------|------------------|--------------------|------------------------|--------------------|
| <b>National Ambulance Service</b>              | <b>6.6%</b>       | <b>0.8%</b>            | <b>7.3%</b>          | <b>1.7%</b>      | <b>9.0%</b>        | <b>81.2%</b>           | <b>18.8%</b>       |
| Medical & Dental                               | 0.0%              | 0.0%                   | 0.0%                 | 0.0%             | 0.0%               | #DIV/0                 | #DIV/0             |
| Nursing & Midwifery                            | 0.0%              | 0.0%                   | 0.0%                 | 0.0%             | 0.0%               |                        | #DIV/0             |
| Health & Social Care Professionals             |                   |                        |                      |                  |                    |                        |                    |
| Management & Administrative                    | 4.0%              | 0.2%                   | 4.1%                 | 0.3%             | 4.4%               | 93.6%                  | 6.4%               |
| General Support                                | 0.2%              | 0.5%                   | 0.8%                 | 0.0%             | 0.8%               | 100.0%                 | 0.0%               |
| Patient & Client Care                          | 6.8%              | 0.8%                   | 7.6%                 | 1.8%             | 9.4%               | 80.9%                  | 19.1%              |

## July 2022

| NAS Absence Rate - by Staff Category: Jul 2022 | Certified absence | Self-certified absence | Non Covid-19 absence | Covid-19 absence | Total absence rate | % Non Covid-19 absence | % Covid-19 absence |
|--|-------------------|------------------------|----------------------|------------------|--------------------|------------------------|--------------------|
| <b>National Ambulance Service</b>              | <b>7.1%</b>       | <b>0.9%</b>            | <b>7.9%</b>          | <b>2.3%</b>      | <b>10.2%</b>       | <b>77.7%</b>           | <b>22.3%</b>       |
| Medical & Dental                               | 0.0%              | 0.0%                   | 0.0%                 | 0.0%             | 0.0%               | #DIV/0                 | #DIV/0             |
| Nursing & Midwifery                            | 7.1%              | 0.0%                   | 7.1%                 | 9.4%             | 16.5%              | 42.9%                  | 57.1%              |
| Health & Social Care Professionals             |                   |                        |                      |                  |                    |                        |                    |
| Management & Administrative                    | 3.1%              | 0.0%                   | 3.1%                 | 1.0%             | 4.1%               | 76.5%                  | 23.5%              |
| General Support                                | 0.2%              | 0.3%                   | 0.5%                 | 0.0%             | 0.5%               | 100.0%                 | 0.0%               |
| Patient & Client Care                          | 7.3%              | 0.9%                   | 8.2%                 | 2.4%             | 10.6%              | 77.7%                  | 22.3%              |

## August 2022

| NAS Absence Rate - by Staff Category: Aug 2022 | Certified absence | Self-certified absence | Non Covid-19 absence | Covid-19 absence | Total absence rate | % Non Covid-19 absence | % Covid-19 absence |
|--|-------------------|------------------------|----------------------|------------------|--------------------|------------------------|--------------------|
| <b>National Ambulance Service</b>              | <b>6.5%</b>       | <b>0.7%</b>            | <b>7.2%</b>          | <b>0.8%</b>      | <b>7.9%</b>        | <b>90.4%</b>           | <b>9.6%</b>        |
| Medical & Dental                               | 0.0%              | 0.0%                   | 0.0%                 | 0.0%             | 0.0%               | #DIV/0                 | #DIV/0             |
| Nursing & Midwifery                            | 0.0%              | 0.0%                   | 0.0%                 | 0.0%             | 0.0%               |                        | #DIV/0             |
| Health & Social Care Professionals             |                   |                        |                      |                  |                    |                        |                    |
| Management & Administrative                    | 3.6%              | 0.2%                   | 3.7%                 | 0.2%             | 3.9%               | 94.4%                  | 5.6%               |
| General Support                                | 5.9%              | 0.0%                   | 5.9%                 | 0.0%             | 5.9%               | 100.0%                 | 0.0%               |
| Patient & Client Care                          | 6.6%              | 0.7%                   | 7.3%                 | 0.8%             | 8.1%               | 90.3%                  | 9.7%               |

## September 2022

| NAS Absence Rate - by Staff Category: Sep 2022 | Certified absence | Self-certified absence | Non Covid-19 absence | Covid-19 absence | Total absence rate | % Non Covid-19 absence | % Covid-19 absence |
|--|-------------------|------------------------|----------------------|------------------|--------------------|------------------------|--------------------|
| <b>National Ambulance Service</b>              | <b>5.9%</b>       | <b>0.8%</b>            | <b>6.7%</b>          | <b>0.8%</b>      | <b>7.5%</b>        | <b>88.8%</b>           | <b>11.2%</b>       |
| Medical & Dental                               | 0.0%              | 0.0%                   | 0.0%                 | 0.0%             | 0.0%               | #DIV/0                 | #DIV/0             |
| Nursing & Midwifery                            | 0.0%              | 0.0%                   | 0.0%                 | 0.0%             | 0.0%               |                        | #DIV/0             |
| Health & Social Care Professionals             |                   |                        |                      |                  |                    |                        |                    |
| Management & Administrative                    | 3.8%              | 0.1%                   | 3.9%                 | 0.2%             | 4.1%               | 94.5%                  | 5.5%               |
| General Support                                | 0.0%              | 0.0%                   | 0.0%                 | 0.0%             | 0.0%               |                        |                    |
| Patient & Client Care                          | 6.1%              | 0.8%                   | 6.9%                 | 0.9%             | 7.8%               | 88.7%                  | 11.3%              |

## October 2022

| NAS Absence Rate - by Staff Category: Oct 2022 | Certified absence | Self-certified absence | Non Covid-19 absence | Covid-19 absence | Total absence rate | % Non Covid-19 absence | % Covid-19 absence |
|--|-------------------|------------------------|----------------------|------------------|--------------------|------------------------|--------------------|
| <b>National Ambulance Service</b>              | <b>5.9%</b>       | <b>0.7%</b>            | <b>6.7%</b>          | <b>1.0%</b>      | <b>7.6%</b>        | <b>87.5%</b>           | <b>12.5%</b>       |
| Medical & Dental                               | 0.0%              | 0.0%                   | 0.0%                 | 0.0%             | 0.0%               | #DIV/0                 | #DIV/0             |
| Nursing & Midwifery                            | 0.0%              | 0.0%                   | 0.0%                 | 0.0%             | 0.0%               |                        | #DIV/0             |
| Health & Social Care Professionals             |                   |                        |                      |                  |                    |                        |                    |
| Management & Administrative                    | 3.6%              | 0.5%                   | 4.1%                 | 0.0%             | 4.1%               | 100.0%                 | 0.0%               |
| General Support                                | 2.8%              | 0.4%                   | 3.2%                 | 0.0%             | 3.2%               | 100.0%                 | 0.0%               |
| Patient & Client Care                          | 6.1%              | 0.8%                   | 6.9%                 | 1.0%             | 7.9%               | 87.1%                  | 12.9%              |

## November 2022

| NAS Absence Rate - by Staff Category: Nov 2022 | Certified absence | Self-certified absence | Non Covid-19 absence | Covid-19 absence | Total absence rate | % Non Covid-19 absence | % Covid-19 absence |
|--|-------------------|------------------------|----------------------|------------------|--------------------|------------------------|--------------------|
| <b>National Ambulance Service</b>              | <b>6.5%</b>       | <b>0.8%</b>            | <b>7.3%</b>          | <b>0.8%</b>      | <b>8.1%</b>        | <b>90.3%</b>           | <b>9.7%</b>        |
| Medical & Dental                               | 0.0%              | 0.0%                   | 0.0%                 | 0.0%             | 0.0%               | #DIV/0                 | #DIV/0             |
| Nursing & Midwifery                            | 0.0%              | 0.0%                   | 0.0%                 | 0.0%             | 0.0%               |                        | #DIV/0             |
| Health & Social Care Professionals             |                   |                        |                      |                  |                    |                        |                    |
| Management & Administrative                    | 4.9%              | 0.2%                   | 5.2%                 | 0.4%             | 5.6%               | 92.9%                  | 7.1%               |
| General Support                                | 31.8%             | 0.0%                   | 31.8%                | 0.0%             | 31.8%              | 100.0%                 | 0.0%               |
| Patient & Client Care                          | 6.5%              | 0.9%                   | 7.4%                 | 0.8%             | 8.2%               | 90.2%                  | 9.8%               |

## December 2022

| NAS Absence Rate - by Staff Category: Dec 2022 | Certified absence | Self-certified absence | Non Covid-19 absence | Covid-19 absence | Total absence rate | % Non Covid-19 absence | % Covid-19 absence |
|--|-------------------|------------------------|----------------------|------------------|--------------------|------------------------|--------------------|
| <b>National Ambulance Service</b>              | <b>7.5%</b>       | <b>0.9%</b>            | <b>8.4%</b>          | <b>1.2%</b>      | <b>9.6%</b>        | <b>87.4%</b>           | <b>12.6%</b>       |
| Medical & Dental                               | 0.0%              | 0.0%                   | 0.0%                 | 0.0%             | 0.0%               | #DIV/0                 | #DIV/0             |
| Nursing & Midwifery                            | 0.0%              | 0.0%                   | 0.0%                 | 9.7%             | 9.7%               | 0.0%                   | 100.0%             |
| Health & Social Care Professionals             |                   |                        |                      |                  |                    |                        |                    |
| Management & Administrative                    | 1.6%              | 0.5%                   | 2.1%                 | 0.5%             | 2.6%               | 81.3%                  | 18.7%              |
| General Support                                | 0.0%              | 0.0%                   | 0.0%                 | 0.0%             | 0.0%               |                        |                    |
| Patient & Client Care                          | 7.8%              | 0.9%                   | 8.7%                 | 1.2%             | 10.0%              | 87.6%                  | 12.4%              |



## January 2023

| NAS Absence Rate - by Staff Category: Jan 2023 | Certified absence | Self-certified absence | Non Covid-19 absence | Covid-19 absence | Total absence rate | % Non Covid-19 absence | % Covid-19 absence |
|--|-------------------|------------------------|----------------------|------------------|--------------------|------------------------|--------------------|
| <b>National Ambulance Service</b>              | <b>6.1%</b>       | <b>0.6%</b>            | <b>6.7%</b>          | <b>0.7%</b>      | <b>7.4%</b>        | <b>90.7%</b>           | <b>9.3%</b>        |
| Medical & Dental                               | 0.0%              | 0.0%                   | 0.0%                 | 0.0%             | 0.0%               | #DIV/0                 | #DIV/0             |
| Nursing & Midwifery                            | 0.0%              | 0.0%                   | 0.0%                 | 0.0%             | 0.0%               |                        | #DIV/0             |
| Health & Social Care Professionals             |                   |                        |                      |                  |                    |                        |                    |
| Management & Administrative                    | 1.5%              | 0.1%                   | 1.6%                 | 0.2%             | 1.8%               | 89.2%                  | 10.8%              |
| General Support                                | 0.0%              | 0.0%                   | 0.0%                 | 0.0%             | 0.0%               |                        |                    |
| Patient & Client Care                          | 6.4%              | 0.7%                   | 7.1%                 | 0.7%             | 7.8%               | 90.7%                  | 9.3%               |

## February 2023

| NAS Absence Rate - by Staff Category: Feb 2023 | Certified absence | Self-certified absence | Non Covid-19 absence | Covid-19 absence | Total absence rate | % Non Covid-19 absence | % Covid-19 absence |
|--|-------------------|------------------------|----------------------|------------------|--------------------|------------------------|--------------------|
| <b>National Ambulance Service</b>              | <b>6.1%</b>       | <b>0.7%</b>            | <b>6.8%</b>          | <b>0.4%</b>      | <b>7.2%</b>        | <b>94.2%</b>           | <b>5.8%</b>        |
| Medical & Dental                               | 0.0%              | 0.0%                   | 0.0%                 | 0.0%             | 0.0%               | #DIV/0                 | #DIV/0             |
| Nursing & Midwifery                            | 0.0%              | 0.0%                   | 0.0%                 | 0.0%             | 0.0%               |                        | #DIV/0             |
| Health & Social Care Professionals             |                   |                        |                      |                  |                    |                        |                    |
| Management & Administrative                    | 2.1%              | 0.0%                   | 2.1%                 | 0.5%             | 2.6%               | 81.8%                  | 18.2%              |
| General Support                                | 0.0%              | 0.0%                   | 0.0%                 | 0.0%             | 0.0%               |                        |                    |
| Patient & Client Care                          | 6.4%              | 0.7%                   | 7.1%                 | 0.4%             | 7.5%               | 94.4%                  | 5.6%               |

## March 2023

| NAS Absence Rate - by Staff Category: Mar 2023 | Certified absence | Self-certified absence | Non Covid-19 absence | Covid-19 absence | Total absence rate | % Non Covid-19 absence | % Covid-19 absence |
|--|-------------------|------------------------|----------------------|------------------|--------------------|------------------------|--------------------|
| <b>National Ambulance Service</b>              | <b>5.7%</b>       | <b>0.7%</b>            | <b>6.3%</b>          | <b>0.6%</b>      | <b>6.9%</b>        | <b>91.6%</b>           | <b>8.4%</b>        |
| Medical & Dental                               | 0.0%              | 0.0%                   | 0.0%                 | 0.0%             | 0.0%               | #DIV/0                 | #DIV/0             |
| Nursing & Midwifery                            | 0.0%              | 0.0%                   | 0.0%                 | 0.0%             | 0.0%               |                        | #DIV/0             |
| Health & Social Care Professionals             |                   |                        |                      |                  |                    |                        |                    |
| Management & Administrative                    | 2.6%              | 0.3%                   | 2.9%                 | 0.2%             | 3.1%               | 94.1%                  | 5.9%               |
| General Support                                | 5.4%              | 1.2%                   | 6.6%                 | 0.0%             | 6.6%               | 100.0%                 | 0.0%               |
| Patient & Client Care                          | 5.9%              | 0.7%                   | 6.5%                 | 0.6%             | 7.1%               | 91.5%                  | 8.5%               |

## April 2023

| NAS Absence Rate - by Staff Category: Apr 2023 | Certified absence | Self-certified absence | Non Covid-19 absence | Covid-19 absence | Total absence rate | % Non Covid-19 absence | % Covid-19 absence |
|--|-------------------|------------------------|----------------------|------------------|--------------------|------------------------|--------------------|
| <b>National Ambulance Service</b>              | <b>5.7%</b>       | <b>0.8%</b>            | <b>6.5%</b>          | <b>0.5%</b>      | <b>7.0%</b>        | <b>93.1%</b>           | <b>6.9%</b>        |
| Medical & Dental                               | 0.0%              | 0.0%                   | 0.0%                 | 0.0%             | 0.0%               | #DIV/0                 | #DIV/0             |
| Nursing & Midwifery                            | 0.0%              | 0.0%                   | 0.0%                 | 0.0%             | 0.0%               |                        | #DIV/0             |
| Health & Social Care Professionals             |                   |                        |                      |                  |                    |                        |                    |
| Management & Administrative                    | 2.8%              | 0.4%                   | 3.2%                 | 0.1%             | 3.2%               | 97.5%                  | 2.5%               |
| General Support                                | 0.0%              | 0.0%                   | 0.0%                 | 0.0%             | 0.0%               |                        |                    |
| Patient & Client Care                          | 5.9%              | 0.8%                   | 6.7%                 | 0.5%             | 7.2%               | 92.9%                  | 7.1%               |



## May 2023

| NAS Absence Rate - by Staff Category: May 2023 | Certified absence | Self-certified absence | Non Covid-19 absence | Covid-19 absence | Total absence rate | % Non Covid-19 absence | % Covid-19 absence |
|--|-------------------|------------------------|----------------------|------------------|--------------------|------------------------|--------------------|
| <b>National Ambulance Service</b>              | <b>5.3%</b>       | <b>0.7%</b>            | <b>5.9%</b>          | <b>0.4%</b>      | <b>6.4%</b>        | <b>93.2%</b>           | <b>6.8%</b>        |
| Medical & Dental                               | 0.0%              | 0.0%                   | 0.0%                 | 0.0%             | 0.0%               | #DIV/0                 | #DIV/0             |
| Nursing & Midwifery                            | 0.0%              | 0.0%                   | 0.0%                 | 0.0%             | 0.0%               |                        | #DIV/0             |
| Health & Social Care Professionals             |                   |                        |                      |                  |                    |                        |                    |
| Management & Administrative                    | 2.5%              | 0.2%                   | 2.8%                 | 0.4%             | 3.2%               | 88.1%                  | 11.9%              |
| General Support                                | 0.0%              | 0.0%                   | 0.0%                 | 0.0%             | 0.0%               |                        |                    |
| Patient & Client Care                          | 5.5%              | 0.7%                   | 6.2%                 | 0.4%             | 6.6%               | 93.4%                  | 6.6%               |