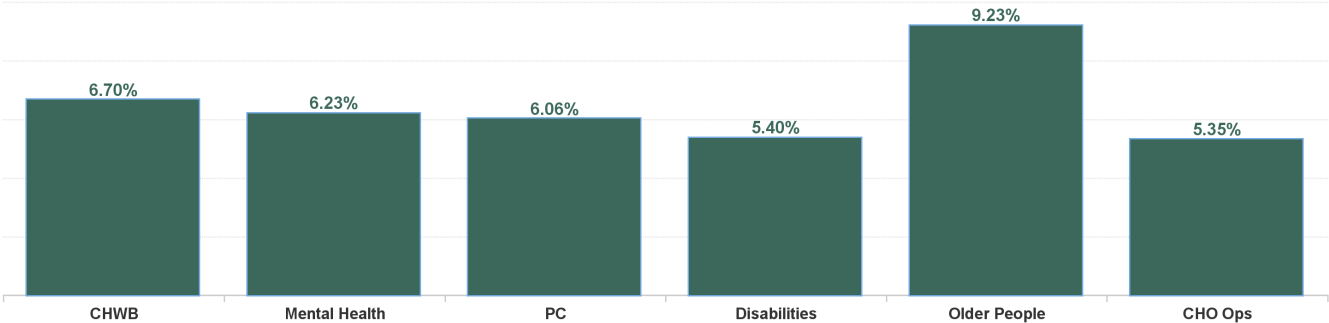


February 2024

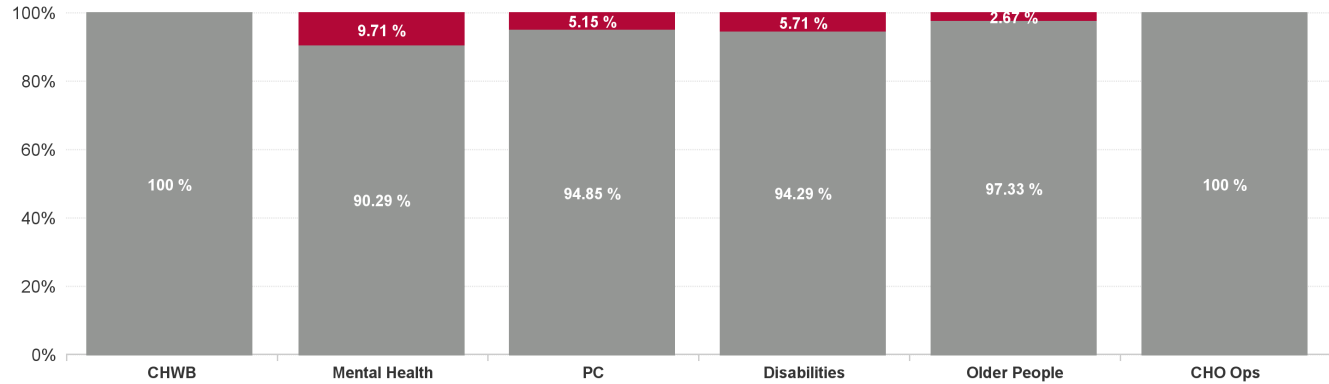
Health Service Absence Rate - by Staff Category: Feb 2024	Certified absence	Self- certified absence	Non Covid-19 absence	Covid-19 absence	Total absence rate	% Non Covid-19 absence	% Covid-19 absence
CHO 7	5.13%	0.64%	5.77%	0.33%	6.10%	94.58%	5.42%
Medical & Dental	3.02%	0.38%	3.40%	0.13%	3.53%	96.31%	3.69%
Nursing & Midwifery	5.28%	0.76%	6.04%	0.42%	6.46%	93.50%	6.50%
Health & Social Care Professionals	3.46%	0.47%	3.93%	0.03%	3.96%	99.21%	0.79%
Management & Administrative	5.07%	0.42%	5.49%	0.08%	5.57%	98.57%	1.43%
General Support	6.66%	0.51%	7.17%	0.34%	7.50%	95.52%	4.48%
Patient & Client Care	5.87%	0.77%	6.64%	0.52%	7.16%	92.70%	7.30%

Health Service Absence Rate - by Care Group: Feb 2024	Certified absence	Self- certified absence	Non Covid-19 absence	Covid-19 absence	Total absence rate	% Non Covid-19 absence	% Covid-19 absence
CHO 7	5.13%	0.64%	5.77%	0.33%	6.10%	94.58%	5.42%
Community Health & Wellbeing	6.25%	0.45%	6.70%	0.00%	6.70%	100.00%	0.00%
Primary Care	5.26%	0.49%	5.75%	0.31%	6.06%	94.85%	5.15%
Disabilities	4.44%	0.65%	5.09%	0.31%	5.40%	94.29%	5.71%
Mental Health	4.94%	0.69%	5.63%	0.60%	6.23%	90.29%	9.71%
Older People	8.10%	0.88%	8.98%	0.25%	9.23%	97.33%	2.67%
CHO Operations	4.74%	0.61%	5.35%	0.00%	5.35%	100.00%	0.00%
Community Services	5.13%	0.64%	5.77%	0.33%	6.10%	94.58%	5.42%

Total Absence Rate

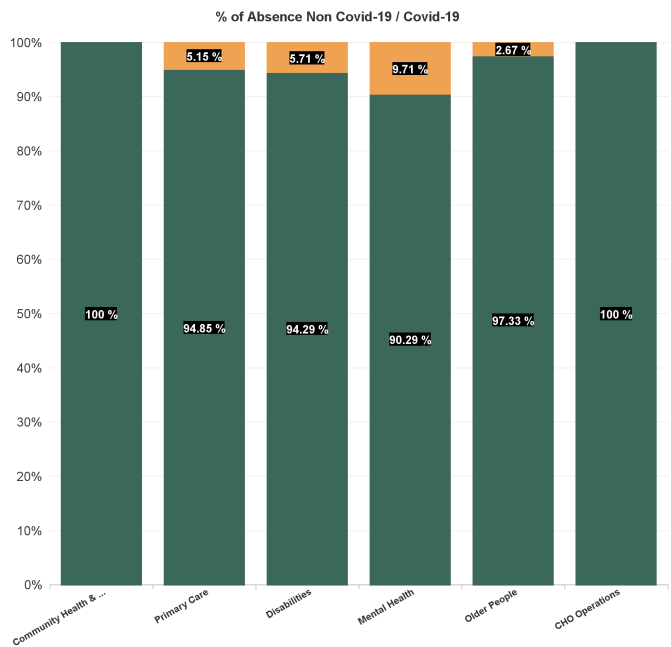
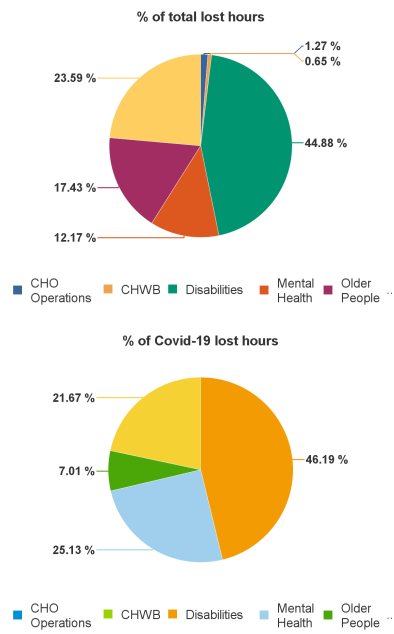


% of Absence Non Covid-19 / Covid-19



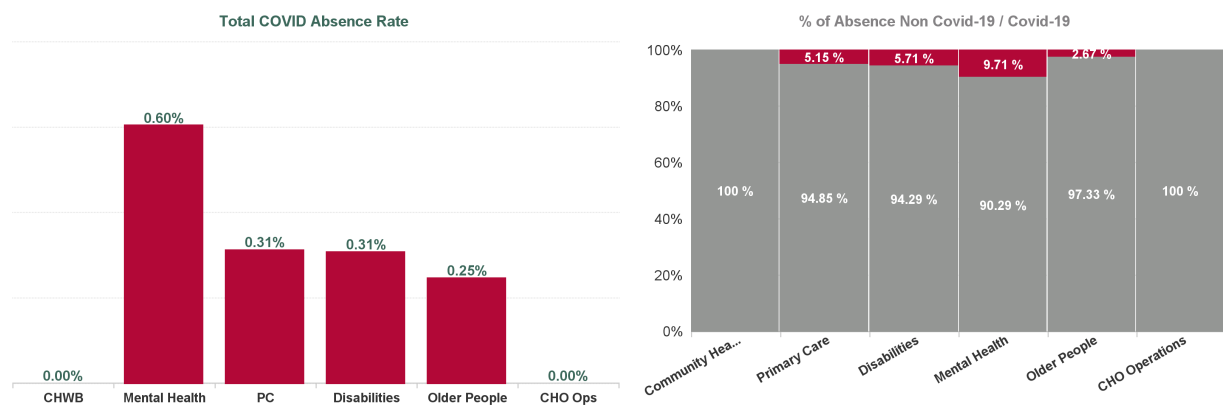
February 2024

Health Service Absence Rate - by Care Group : Feb 2024	Certified absence	Self- certified absence	Non Covid-19 absence	Covid-19 absence	Total absence rate	Medical & Dental	Nursing & Midwifery	Health & Social Care Professionals	Management & Administrative	General Support	Patient & Client Care
CHO 7	5.13%	0.64%	5.77%	0.33%	6.10%	3.53%	6.46%	3.96%	5.57%	7.50%	7.16%
Community Health & Wellbeing	6.25%	0.45%	6.70%	0.00%	6.70%		0.00%		0.82%		9.53%
Primary Care	5.26%	0.49%	5.75%	0.31%	6.06%	3.99%	6.21%	4.01%	6.15%	7.47%	9.02%
Disabilities	4.44%	0.65%	5.09%	0.31%	5.40%	2.81%	6.01%	3.75%	3.96%	5.76%	6.09%
Mental Health	4.94%	0.69%	5.63%	0.60%	6.23%	3.16%	5.71%	4.71%	9.55%	5.40%	10.62%
Older People	8.10%	0.88%	8.98%	0.25%	9.23%	0.00%	8.88%	1.73%	7.22%	11.44%	9.77%
CHO Operations	4.74%	0.61%	5.35%	0.00%	5.35%		0.77%	17.32%	4.89%		
Community Services	5.13%	0.64%	5.77%	0.33%	6.10%	3.53%	6.46%	3.96%	5.57%	7.50%	7.16%



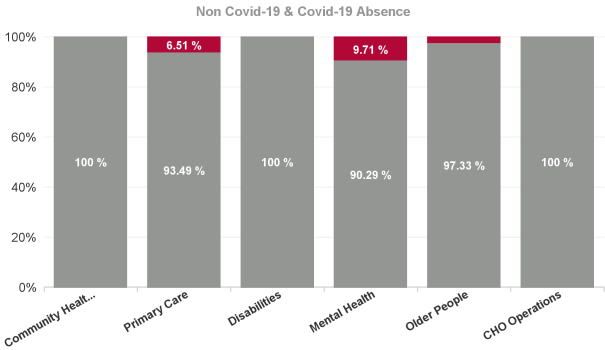
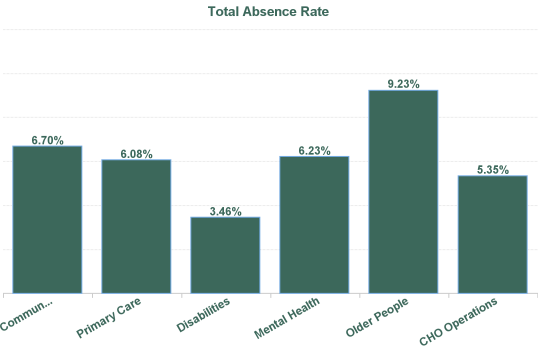
February 2024

Health Service Absence Rate - by Care Group : Feb 2024	Non Covid-19 absence	Covid-19 absence	Total absence rate	Medical & Dental	Nursing & Midwifery	Health & Social Care Professionals	Management & Administrative	General Support	Patient & Client Care
CHO 7	5.77%	0.33%	6.10%	0.13%	0.42%	0.03%	0.08%	0.34%	0.52%
Community Health & Wellbeing	6.70%	0.00%	6.70%		0.00%		0.00%		0.00%
Primary Care	5.75%	0.31%	6.06%	0.25%	0.34%	0.01%	0.07%	1.03%	0.67%
Disabilities	5.09%	0.31%	5.40%	0.00%	0.37%	0.04%	0.15%	0.03%	0.46%
Mental Health	5.63%	0.60%	6.23%	0.00%	0.65%	0.03%	0.00%	2.05%	1.92%
Older People	8.98%	0.25%	9.23%	0.00%	0.37%	0.00%	0.00%	0.00%	0.27%
CHO Operations	5.35%	0.00%	5.35%		0.00%	0.00%	0.00%		
Community Services	5.77%	0.33%	6.10%	0.13%	0.42%	0.03%	0.08%	0.34%	0.52%



February 2024

Health Service Absence Rate - by Admin : Feb 2024	Certified absence	Self- certified absence	Non- Covid-19 absence	Covid-19 absence	Total absence rate	Medical & Dental	Nursing & Midwifery	Health & Social Care Professionals	Management & Administrative	General Support	Patient & Client Care
Total	5.13%	0.64%	5.77%	0.33%	6.10%	3.53%	6.46%	3.96%	5.57%	7.50%	7.16%
Community Health & Wellbeing	6.25%	0.45%	6.70%	0.00%	6.70%		0.00%		0.82%		9.53%
Primary Care	5.19%	0.49%	5.68%	0.40%	6.08%	3.75%	5.61%	4.09%	6.55%	11.86%	10.56%
Disabilities	3.41%	0.05%	3.46%	0.00%	3.46%		0.00%	0.62%	4.87%		14.22%
Mental Health	4.94%	0.69%	5.63%	0.60%	6.23%	3.16%	5.71%	4.71%	9.55%	5.40%	10.62%
Older People	8.10%	0.88%	8.98%	0.25%	9.23%	0.00%	8.88%	1.73%	7.22%	11.44%	9.77%
CHO Operations	4.74%	0.61%	5.35%	0.00%	5.35%		0.77%	17.32%	4.89%		
Health Service Executive	5.83%	0.64%	6.47%	0.38%	6.86%	3.41%	6.56%	4.01%	6.53%	10.99%	10.17%
Section 38 Voluntary Agencies	4.58%	0.65%	5.22%	0.29%	5.51%	4.44%	6.32%	3.92%	3.90%	5.60%	6.08%



Year / Month	Certified absence	Self-certified absence	Non Covid-19 absence	Covid-19 absence	Total absence rate	Medical & Dental	Nursing & Midwifery	Health & Social Care Professionals	Management & Administrative	General Support	Patient & Client Care
Feb 2024	5.13%	0.64%	5.77%	0.33%	6.10%	3.53%	6.46%	3.96%	5.57%	7.50%	7.16%
Jan 2024	5.13%	0.71%	5.84%	0.71%	6.55%	3.30%	7.07%	4.35%	5.42%	8.37%	7.75%
2024	5.13%	0.68%	5.81%	0.52%	6.33%	3.41%	6.78%	4.16%	5.49%	7.95%	7.46%
Dec 2023	4.81%	0.71%	5.52%	0.88%	6.40%	3.00%	7.05%	4.36%	5.03%	9.51%	7.19%
Nov 2023	4.87%	0.63%	5.51%	0.58%	6.09%	2.40%	7.11%	3.44%	5.16%	9.15%	6.97%
Oct 2023	4.86%	0.55%	5.41%	0.70%	6.11%	2.67%	6.96%	3.78%	5.32%	8.87%	6.87%
Sep 2023	4.95%	0.60%	5.55%	0.89%	6.44%	2.62%	7.33%	4.65%	5.24%	9.34%	7.06%
Aug 2023	5.30%	0.56%	5.87%	0.80%	6.67%	2.87%	7.35%	4.53%	5.97%	9.07%	7.52%
Jul 2023	4.49%	0.55%	5.04%	0.47%	5.52%	2.17%	6.69%	3.75%	4.13%	5.94%	6.27%
Jun 2023	4.79%	0.53%	5.31%	0.38%	5.69%	3.27%	6.50%	3.96%	5.03%	6.42%	6.32%
May 2023	4.95%	0.56%	5.52%	0.50%	6.01%	2.53%	6.62%	4.39%	4.54%	7.40%	7.02%
Apr 2023	4.68%	0.53%	5.21%	0.61%	5.82%	2.20%	6.70%	4.23%	3.89%	6.42%	6.86%
Mar 2023	4.93%	0.58%	5.50%	0.79%	6.30%	2.65%	7.16%	4.65%	4.78%	7.77%	7.18%
Feb 2023	4.42%	0.51%	4.92%	0.70%	5.63%	3.15%	6.95%	3.76%	4.16%	6.97%	6.10%
Jan 2023	4.91%	0.60%	5.51%	1.02%	6.53%	2.15%	7.81%	4.71%	4.27%	9.13%	7.24%
2023	4.83%	0.58%	5.41%	0.69%	6.10%	2.64%	7.02%	4.18%	4.81%	8.01%	6.88%
Dec 2022	5.20%	0.71%	5.91%	1.55%	7.46%	3.30%	8.26%	5.50%	5.91%	8.73%	8.54%
Nov 2022	4.50%	0.58%	5.08%	1.04%	6.12%	3.52%	6.96%	4.49%	4.10%	7.14%	7.11%
Oct 2022	4.66%	0.60%	5.25%	0.94%	6.19%	3.31%	6.23%	4.56%	5.23%	6.85%	7.46%
Sep 2022	4.98%	0.59%	5.56%	1.00%	6.57%	3.11%	7.09%	5.14%	5.31%	7.67%	7.55%
Aug 2022	5.00%	0.51%	5.50%	0.97%	6.47%	3.69%	6.21%	4.46%	6.02%	7.22%	8.61%
Jul 2022	5.19%	0.49%	5.68%	2.30%	7.98%	2.88%	8.33%	5.57%	6.06%	9.74%	9.69%
Jun 2022	4.86%	0.57%	5.43%	2.24%	7.67%	3.37%	8.43%	6.48%	6.22%	8.89%	8.41%
May 2022	4.56%	0.55%	5.11%	1.22%	6.32%	2.56%	6.98%	2.97%	5.26%	6.85%	9.92%
Apr 2022	5.01%	0.52%	5.53%	2.63%	8.16%	2.88%	8.81%	6.50%	6.58%	10.22%	9.20%
Mar 2022	5.20%	0.53%	5.74%	4.72%	10.46%	5.80%	12.22%	8.30%	8.71%	12.60%	10.88%
Feb 2022	4.50%	0.61%	5.11%	3.16%	8.27%	3.85%	9.59%	6.30%	6.71%	7.69%	9.31%
Jan 2022	4.26%	0.45%	4.71%	4.70%	9.41%	4.31%	9.98%	6.45%	8.17%	10.34%	11.18%
2022	4.82%	0.56%	5.38%	2.21%	7.59%	3.57%	8.27%	5.44%	6.18%	8.53%	8.98%
Dec 2021	4.87%	0.54%	5.41%	3.14%	8.55%	3.42%	8.77%	5.41%	6.88%	8.91%	10.82%
Nov 2021	5.38%	0.70%	6.08%	2.36%	8.44%	3.81%	9.05%	5.37%	7.06%	9.89%	10.17%
Oct 2021	5.36%	0.62%	5.98%	1.34%	7.32%	4.51%	7.67%	5.39%	5.60%	8.50%	8.61%
Sep 2021	5.20%	0.57%	5.77%	1.12%	6.89%	3.64%	7.47%	5.21%	5.35%	7.33%	8.02%
Aug 2021	5.09%	0.45%	5.53%	0.95%	6.49%	2.58%	6.32%	4.72%	4.21%	8.26%	8.29%
Jul 2021	4.76%	0.48%	5.24%	0.74%	5.98%	2.16%	5.54%	4.76%	4.58%	7.88%	7.42%
Jun 2021	4.20%	0.53%	4.73%	0.64%	5.37%	1.94%	5.54%	3.89%	3.33%	8.09%	6.41%
May 2021	3.87%	0.45%	4.32%	0.76%	5.08%	2.22%	5.58%	4.14%	2.80%	6.54%	5.85%
Apr 2021	3.99%	0.39%	4.38%	1.02%	5.40%	3.40%	6.07%	4.26%	3.32%	4.88%	6.36%
Mar 2021	3.82%	0.48%	4.29%	1.15%	5.45%	2.32%	5.80%	4.17%	3.59%	7.33%	6.34%
Feb 2021	4.24%	0.52%	4.76%	1.97%	6.73%	3.34%	7.08%	5.59%	4.33%	9.20%	7.64%
Jan 2021	4.62%	0.47%	5.10%	4.26%	9.35%	2.52%	9.88%	6.75%	6.60%	12.04%	11.26%
2021	4.62%	0.52%	5.13%	1.62%	6.76%	2.98%	7.07%	4.97%	4.82%	8.24%	8.10%

Year / Month	Certified absence	Self-certified absence	Non Covid-19 absence	Covid-19 absence	Total absence rate	CHWB	Mental Health	PC	Disabilities	Older People	CHO Ops
Feb 2024	5.13%	0.64%	5.77%	0.33%	6.10%	6.70%	6.23%	6.06%	5.40%	9.23%	5.35%
Jan 2024	5.13%	0.71%	5.84%	0.71%	6.55%	6.48%	5.80%	6.52%	5.80%	10.49%	4.86%
2024	5.13%	0.68%	5.81%	0.52%	6.33%	6.59%	6.01%	6.30%	5.60%	9.90%	5.09%
Dec 2023	4.81%	0.71%	5.52%	0.88%	6.40%	6.45%	6.36%	6.86%	5.20%	10.41%	5.32%
Nov 2023	4.87%	0.63%	5.51%	0.58%	6.09%	1.39%	6.21%	5.86%	5.48%	9.04%	6.61%
Oct 2023	4.86%	0.55%	5.41%	0.70%	6.11%	4.73%	6.24%	6.00%	5.68%	8.23%	3.36%
Sep 2023	4.95%	0.60%	5.55%	0.89%	6.44%	5.26%	7.29%	5.87%	6.00%	9.09%	2.79%
Aug 2023	5.30%	0.56%	5.87%	0.80%	6.67%	3.86%	7.01%	6.35%	6.03%	9.84%	4.55%
Jul 2023	4.49%	0.55%	5.04%	0.47%	5.52%	2.03%	6.09%	5.56%	4.99%	7.63%	2.18%
Jun 2023	4.79%	0.53%	5.31%	0.38%	5.69%	0.68%	6.24%	5.67%	5.06%	8.48%	2.87%
May 2023	4.95%	0.56%	5.52%	0.50%	6.01%	2.77%	5.46%	6.06%	5.64%	8.58%	2.83%
Apr 2023	4.68%	0.53%	5.21%	0.61%	5.82%	2.03%	6.09%	5.94%	5.43%	7.62%	2.18%
Mar 2023	4.93%	0.58%	5.50%	0.79%	6.30%	1.21%	6.59%	6.26%	6.13%	7.50%	3.01%
Feb 2023	4.42%	0.51%	4.92%	0.70%	5.63%	2.17%	6.51%	6.07%	4.87%	7.74%	3.52%
Jan 2023	4.91%	0.60%	5.51%	1.02%	6.53%	1.16%	6.12%	6.89%	6.20%	8.13%	3.99%
2023	4.83%	0.58%	5.41%	0.69%	6.10%	2.78%	6.34%	6.11%	5.56%	8.54%	3.60%
Dec 2022	5.20%	0.71%	5.91%	1.55%	7.46%	2.52%	7.53%	8.06%	6.74%	9.70%	5.64%
Nov 2022	4.50%	0.58%	5.08%	1.04%	6.12%	1.20%	6.68%	6.22%	5.65%	7.59%	5.52%
Oct 2022	4.66%	0.60%	5.25%	0.94%	6.19%	0.79%	6.92%	6.43%	5.53%	7.56%	9.60%
Sep 2022	4.98%	0.59%	5.56%	1.00%	6.57%	1.62%	7.45%	5.70%	6.33%	8.61%	7.06%
Aug 2022	5.00%	0.51%	5.50%	0.97%	6.47%	2.25%	7.61%	6.54%	5.93%	7.58%	5.57%
Jul 2022	5.19%	0.49%	5.68%	2.30%	7.98%	6.00%	9.69%	7.70%	7.30%	9.94%	5.31%
Jun 2022	4.86%	0.57%	5.43%	2.24%	7.67%	7.86%	8.50%	7.20%	7.17%	9.93%	6.88%
May 2022	4.56%	0.55%	5.11%	1.22%	6.32%	4.62%	5.50%	6.03%	6.27%	7.93%	6.93%
Apr 2022	5.01%	0.52%	5.53%	2.63%	8.16%	4.95%	7.28%	7.57%	7.97%	11.18%	8.15%
Mar 2022	5.20%	0.53%	5.74%	4.72%	10.46%	12.27%	11.33%	10.37%	9.99%	11.56%	
Feb 2022	4.50%	0.61%	5.11%	3.16%	8.27%	7.53%	7.97%	8.68%	7.34%	11.56%	
Jan 2022	4.26%	0.45%	4.71%	4.70%	9.41%	0.50%	9.27%	8.81%	8.44%	14.69%	
2022	4.82%	0.56%	5.38%	2.21%	7.59%	3.61%	7.97%	7.48%	7.05%	9.81%	6.74%
Dec 2021	4.87%	0.54%	5.41%	3.14%	8.55%	0.00%	7.79%	8.17%	8.38%	10.77%	
Nov 2021	5.38%	0.70%	6.08%	2.36%	8.44%	0.00%	7.27%	8.58%	7.91%	11.39%	
Oct 2021	5.36%	0.62%	5.98%	1.34%	7.32%	1.62%	7.09%	6.97%	6.58%	10.60%	
Sep 2021	5.20%	0.57%	5.77%	1.12%	6.89%	4.37%	6.40%	6.32%	6.34%	10.65%	
Aug 2021	5.09%	0.45%	5.53%	0.95%	6.49%	5.13%	6.34%	5.62%	6.18%	9.41%	
Jul 2021	4.76%	0.48%	5.24%	0.74%	5.98%	3.85%	5.47%	5.41%	5.78%	8.43%	
Jun 2021	4.20%	0.53%	4.73%	0.64%	5.37%	6.70%	5.25%	4.58%	5.06%	8.24%	
May 2021	3.87%	0.45%	4.32%	0.76%	5.08%	0.00%	4.06%	4.65%	5.09%	6.91%	
Apr 2021	3.99%	0.39%	4.38%	1.02%	5.40%	0.00%	4.62%	4.45%	5.85%	6.72%	
Mar 2021	3.82%	0.48%	4.29%	1.15%	5.45%	0.00%	5.26%	4.49%	5.53%	7.42%	
Feb 2021	4.24%	0.52%	4.76%	1.97%	6.73%	3.16%	6.57%	5.90%	6.62%	9.18%	
Jan 2021	4.62%	0.47%	5.10%	4.26%	9.35%	5.09%	8.23%	7.95%	9.56%	12.56%	
2021	4.62%	0.52%	5.13%	1.62%	6.76%	2.25%	6.18%	6.11%	6.58%	9.35%	

