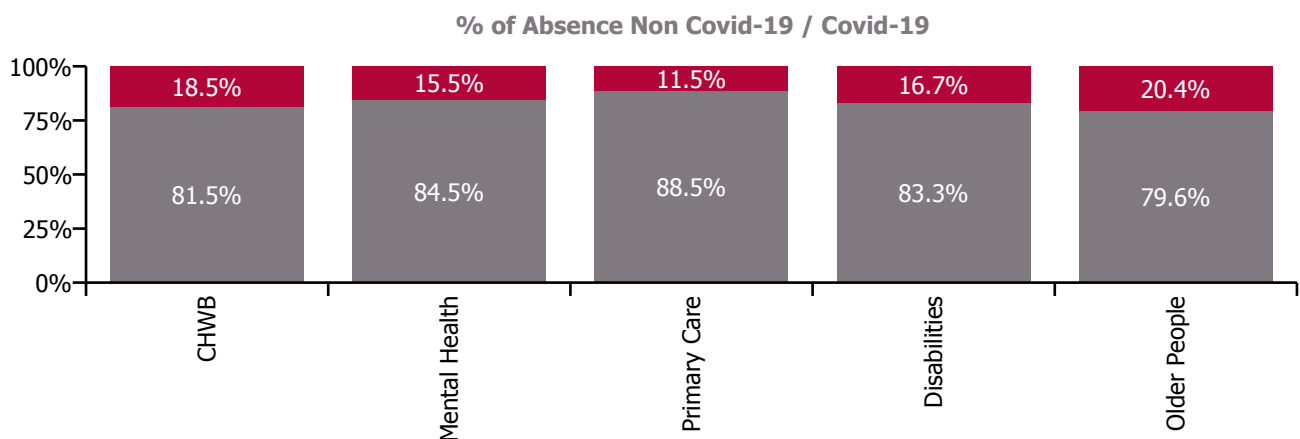
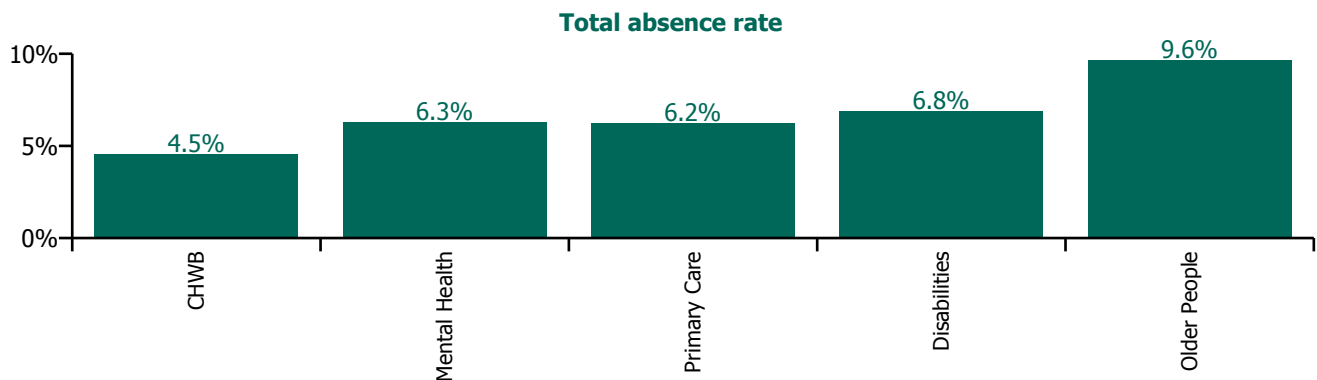


## September 2021

Health Service Absence Rate - by Staff Category: Sep 2021	Certified absence	Self-certified absence	Non Covid-19 absence	Covid-19 absence	Total absence rate	% Non Covid-19 absence	% Covid-19 absence
<b>CHO 8</b>	<b>5.5%</b>	<b>0.4%</b>	<b>5.9%</b>	<b>1.1%</b>	<b>7.1%</b>	<b>83.8%</b>	<b>16.2%</b>
Medical & Dental	2.7%	0.2%	2.8%	0.2%	3.0%	93.8%	6.2%
Nursing & Midwifery	5.7%	0.4%	6.1%	1.5%	7.7%	80.0%	20.0%
Health & Social Care Professionals	4.4%	0.2%	4.7%	0.9%	5.5%	84.4%	15.6%
Management & Administrative	4.4%	0.2%	4.6%	0.5%	5.1%	89.3%	10.7%
General Support	5.8%	0.4%	6.2%	1.1%	7.4%	84.5%	15.5%
Patient & Client Care	6.8%	0.5%	7.3%	1.3%	8.6%	84.8%	15.2%


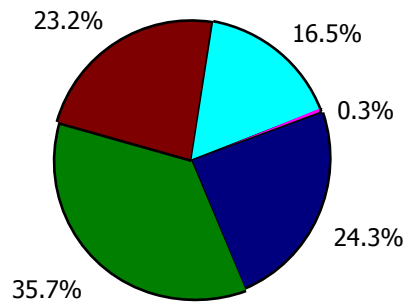
Health Service Absence Rate - by Care Group: Sep 2021	Certified absence	Self-certified absence	Non Covid-19 absence	Covid-19 absence	Total absence rate	% Non Covid-19 absence	% Covid-19 absence
<b>CHO 8</b>	<b>5.5%</b>	<b>0.4%</b>	<b>5.9%</b>	<b>1.1%</b>	<b>7.1%</b>	<b>83.8%</b>	<b>16.2%</b>
Community Health & Wellbeing	3.7%	0.0%	3.7%	0.8%	4.5%	81.5%	18.5%
Mental Health	4.9%	0.4%	5.3%	1.0%	6.3%	84.5%	15.5%
Primary Care	5.2%	0.3%	5.5%	0.7%	6.2%	88.5%	11.5%
Disabilities	5.3%	0.4%	5.7%	1.1%	6.8%	83.3%	16.7%
Older People	7.2%	0.5%	7.7%	2.0%	9.6%	79.6%	20.4%



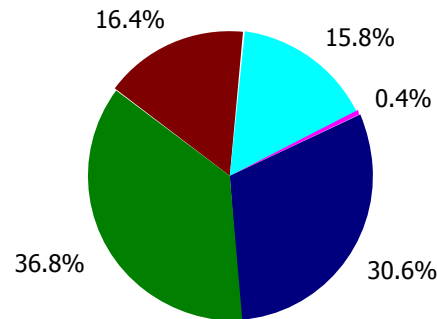
## September 2021

Health Service Absence Rate - by Care Group: Sep 2021	Medical & Dental	Nursing & Midwifery	Health & Social Care Professionals	Management & Administrative	General Support	Patient & Client Care	Certified absence	Self-certified absence	Non Covid-19 absence	Covid-19 absence	Total absence rate
<b>CHO 8</b>	<b>3.0%</b>	<b>7.7%</b>	<b>5.5%</b>	<b>5.1%</b>	<b>7.4%</b>	<b>8.6%</b>	<b>5.5%</b>	<b>0.4%</b>	<b>5.9%</b>	<b>1.1%</b>	<b>7.1%</b>
Community Health & Wellbeing			0.0%	4.9%			3.7%	0.0%	3.7%	0.8%	4.5%
Mental Health	0.6%	6.3%	5.3%	5.7%	10.8%	9.7%	4.9%	0.4%	5.3%	1.0%	6.3%
Primary Care	4.9%	7.8%	4.7%	4.6%	6.2%	9.1%	5.2%	0.3%	5.5%	0.7%	6.2%
Disabilities	0.0%	7.7%	5.9%	5.8%	5.5%	7.2%	5.3%	0.4%	5.7%	1.1%	6.8%
Older People	0.0%	9.6%	9.0%	5.7%	5.9%	10.8%	7.2%	0.5%	7.7%	2.0%	9.6%

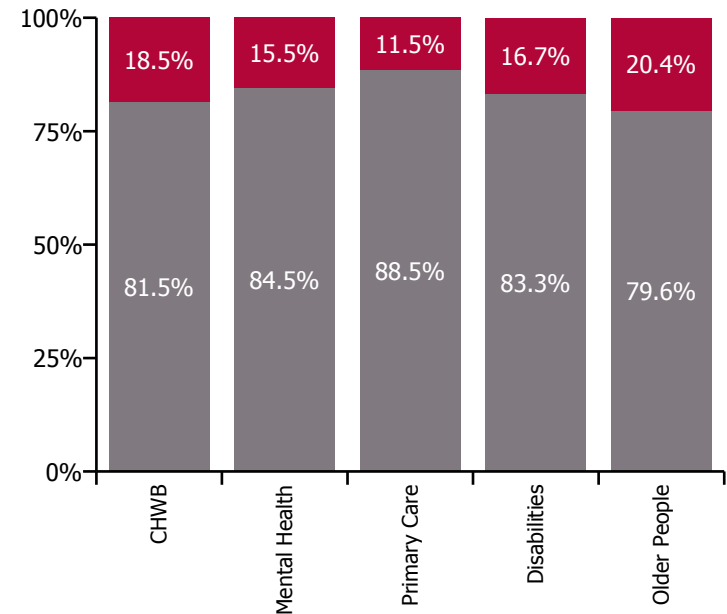
% of total lost hours



% of Covid-19 lost hours

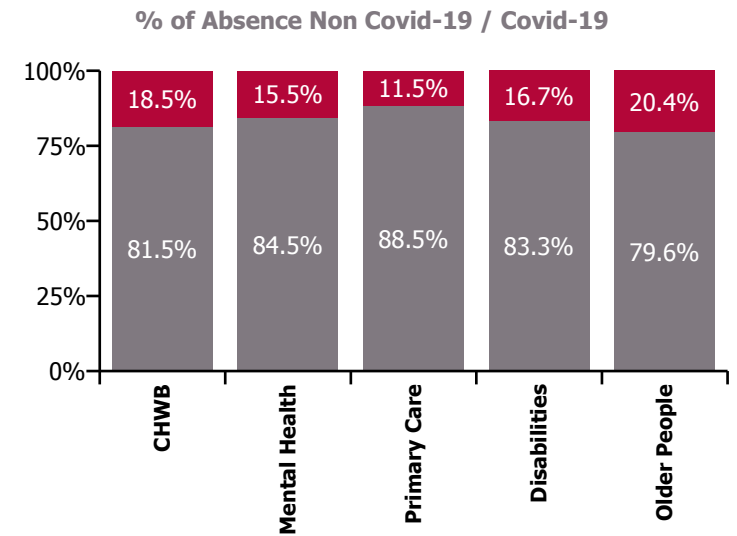
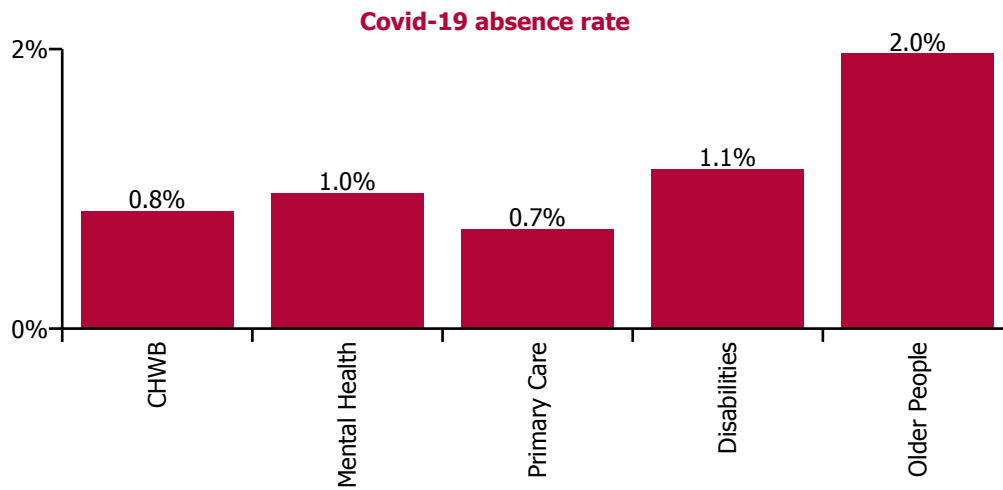


% of Absence Non Covid-19 / Covid-19



## September 2021

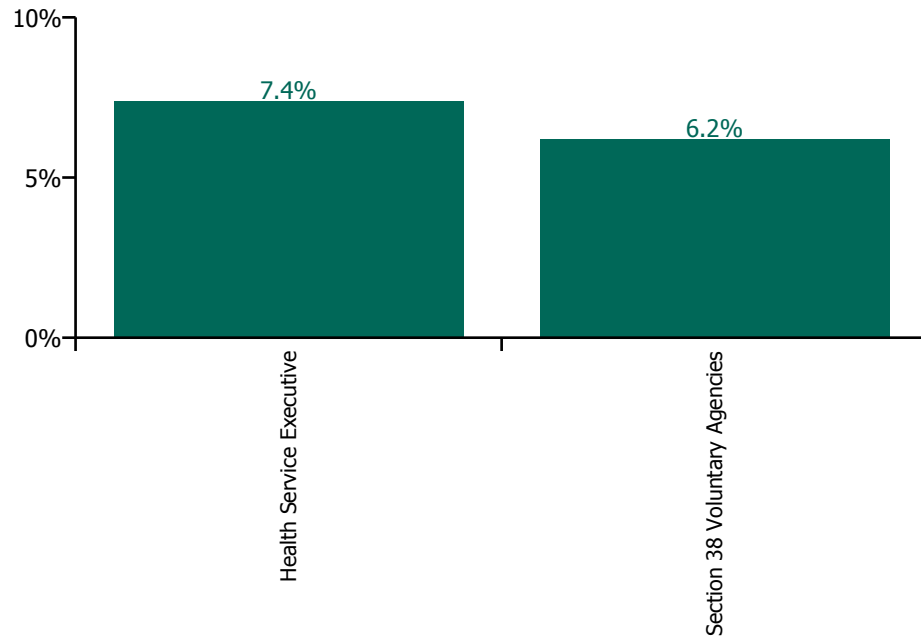
Health Service Covid-19 Absence Rate - by Staff Category & Care Group: Sep 2021	Medical & Dental	Nursing & Midwifery	Health & Social Care Professionals	Management & Administrative	General Support	Patient & Client Care	Covid-19 absence	Non Covid-19 absence	Total absence rate
<b>CHO 8</b>	<b>0.2%</b>	<b>1.5%</b>	<b>0.9%</b>	<b>5.1%</b>	<b>1.1%</b>	<b>1.3%</b>	<b>1.1%</b>	<b>5.9%</b>	<b>7.1%</b>
Community Health & Wellbeing			0.0%	4.9%			0.8%	3.7%	4.5%
Mental Health	0.0%	1.5%	0.5%	5.7%	2.0%	0.5%	1.0%	5.3%	6.3%
Primary Care	0.3%	1.1%	0.3%	4.6%	0.0%	1.0%	0.7%	5.5%	6.2%
Disabilities	0.0%	1.1%	1.3%	5.8%	1.2%	1.2%	1.1%	5.7%	6.8%
Older People	0.0%	2.8%	0.9%	5.7%	0.6%	1.8%	2.0%	7.7%	9.6%



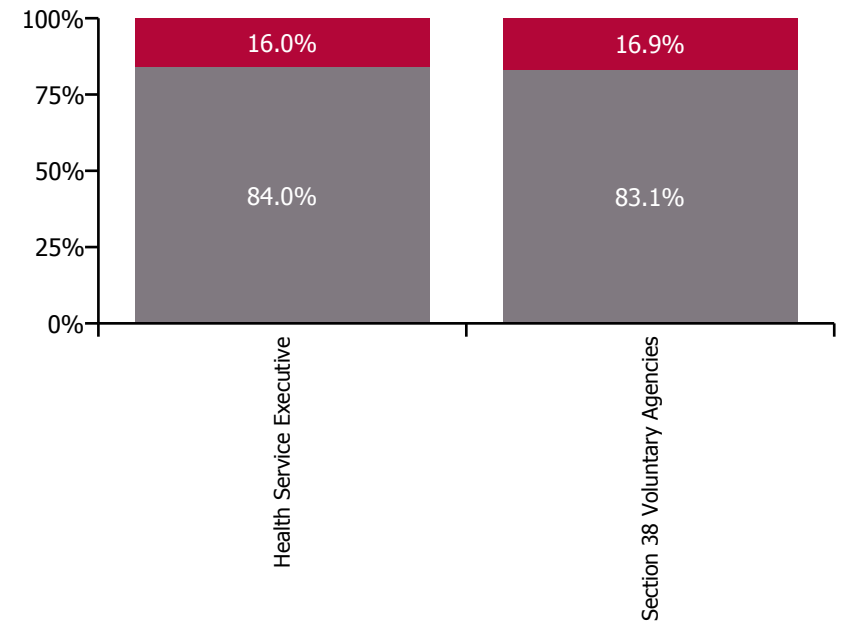
## September 2021

Health Service Absence Rate - by Care Group: Sep 2021	Medical & Dental	Nursing & Midwifery	Health & Social Care Professionals	Management & Administrative	General Support	Patient & Client Care	Certified absence	Self-certified absence	Non Covid-19 absence	Covid-19 absence	Total absence rate
<b>CHO 8</b>	<b>3.0%</b>	<b>7.7%</b>	<b>5.5%</b>	<b>5.1%</b>	<b>7.4%</b>	<b>8.6%</b>	<b>5.5%</b>	<b>0.4%</b>	<b>5.9%</b>	<b>1.1%</b>	<b>7.1%</b>
<b>Health Service Executive</b>	<b>3.0%</b>	<b>7.9%</b>	<b>5.0%</b>	<b>5.2%</b>	<b>8.0%</b>	<b>10.3%</b>	<b>5.8%</b>	<b>0.4%</b>	<b>6.2%</b>	<b>1.2%</b>	<b>7.4%</b>
Community Health & Wellbeing			0.0%	4.9%			3.7%	0.0%	3.7%	0.8%	4.5%
Mental Health	0.6%	6.3%	5.3%	5.7%	10.8%	9.7%	4.9%	0.4%	5.3%	1.0%	6.3%
Primary Care	4.9%	7.8%	4.7%	4.6%	6.2%	9.1%	5.2%	0.3%	5.5%	0.7%	6.2%
Disabilities	0.0%	9.9%	4.0%	7.4%	5.5%	10.7%	6.7%	0.6%	7.3%	1.4%	8.7%
Older People	0.0%	9.6%	9.0%	5.7%	5.9%	10.8%	7.2%	0.5%	7.7%	2.0%	9.6%
<b>Section 38 Voluntary Agencies</b>	<b>0.0%</b>	<b>6.8%</b>	<b>6.4%</b>	<b>3.8%</b>	<b>5.5%</b>	<b>6.1%</b>	<b>4.8%</b>	<b>0.4%</b>	<b>5.1%</b>	<b>1.0%</b>	<b>6.2%</b>

Total absence rate



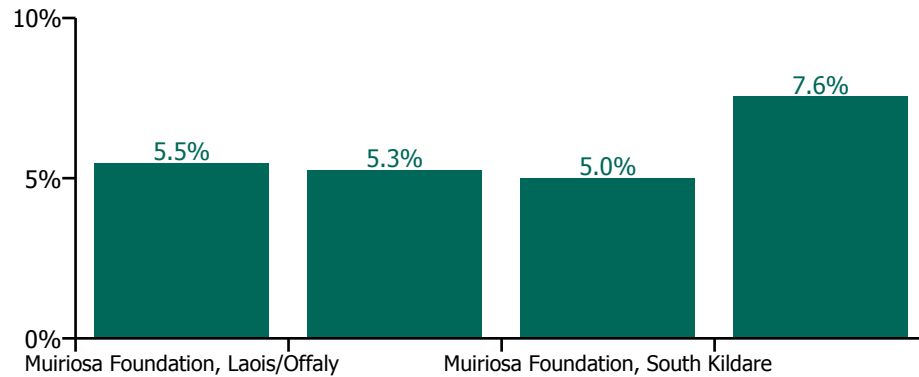
Non Covid-19 & Covid-19 Absence



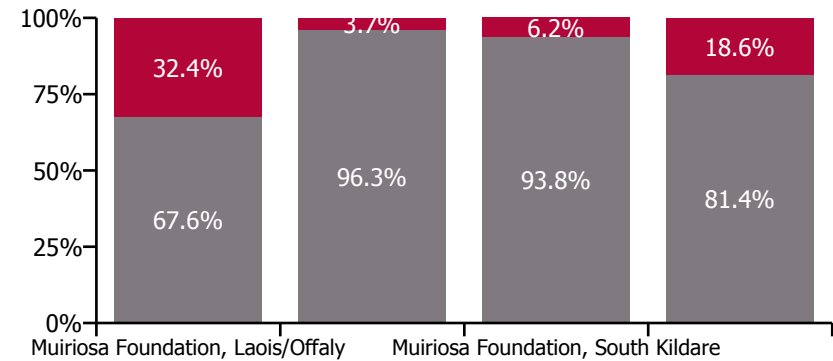
## September 2021

Health Service Absence Rate - by Care Group: Sep 2021	Medical & Dental	Nursing & Midwifery	Health & Social Care Professionals	Management & Administrative	General Support	Patient & Client Care	Certified absence	Self-certified absence	Non Covid-19 absence	Covid-19 absence	Total absence rate
<b>CHO 8</b>	<b>0.0%</b>	<b>6.8%</b>	<b>6.4%</b>	<b>3.8%</b>	<b>5.5%</b>	<b>6.1%</b>	<b>4.8%</b>	<b>0.4%</b>	<b>5.1%</b>	<b>1.0%</b>	<b>6.2%</b>
<b>Section 38 Voluntary Agencies</b>	<b>0.0%</b>	<b>6.8%</b>	<b>6.4%</b>	<b>3.8%</b>	<b>5.5%</b>	<b>6.1%</b>	<b>4.8%</b>	<b>0.4%</b>	<b>5.1%</b>	<b>1.0%</b>	<b>6.2%</b>
Muiriosa Foundation, Laois/Offaly		7.6%	5.4%	4.0%	0.0%	5.1%	3.5%	0.2%	3.7%	1.8%	5.5%
Muiriosa Foundation, Longford/Westmeath		0.0%	6.4%	0.0%	0.0%	5.1%	4.9%	0.1%	5.1%	0.2%	5.3%
Muiriosa Foundation, South Kildare		5.8%	5.2%	5.7%	1.6%	4.8%	4.4%	0.3%	4.7%	0.3%	5.0%
St. John of God, Drumcar	0.0%	7.2%	9.2%	2.9%	9.7%	7.6%	5.6%	0.6%	6.2%	1.4%	7.6%

**Total absence rate**



**Non Covid-19 & Covid-19 Absence**



## CHO 8 by Staff Category

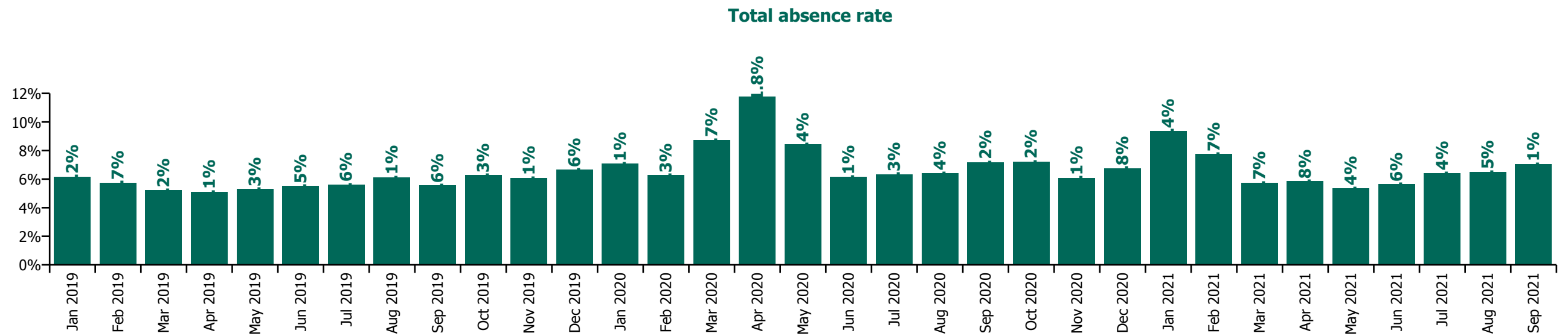
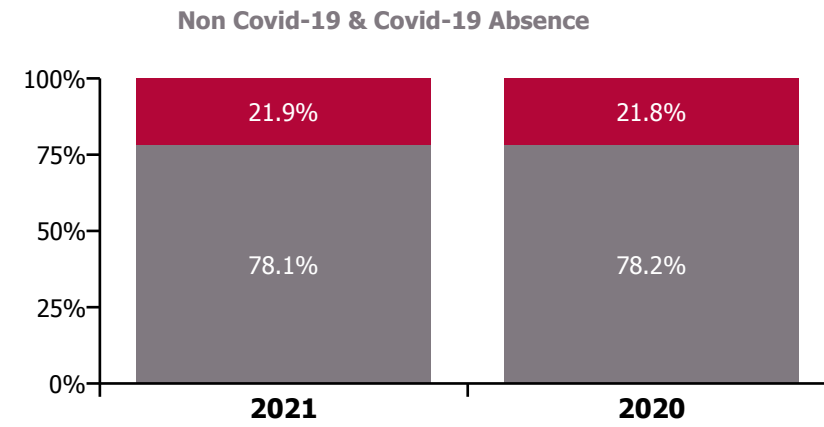
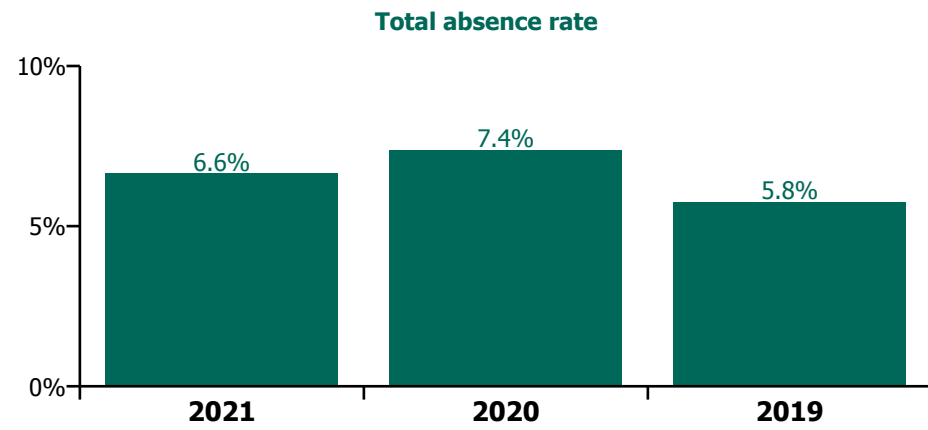
Year/ month	Medical & Dental	Nursing & Midwifery	Health & Social Care Professionals	Management & Administrative	General Support	Patient & Client Care	Certified absence	Self-certified absence	Non Covid-19 absence	Covid-19 absence	Total absence rate
<b>2021</b>	<b>2.4%</b>	<b>7.4%</b>	<b>4.8%</b>	<b>4.7%</b>	<b>6.3%</b>	<b>8.2%</b>	<b>4.8%</b>	<b>0.3%</b>	<b>5.2%</b>	<b>1.5%</b>	<b>6.6%</b>
Sep 2021	3.0%	7.7%	5.5%	5.1%	7.4%	8.6%	5.5%	0.4%	5.9%	1.1%	7.1%
Aug 2021	2.1%	7.4%	5.7%	4.7%	5.7%	7.4%	5.3%	0.3%	5.6%	0.9%	6.5%
Jul 2021	1.6%	7.0%	5.0%	4.8%	5.3%	8.0%	5.3%	0.3%	5.6%	0.8%	6.4%
Jun 2021	2.2%	6.7%	4.5%	4.1%	5.1%	6.3%	4.5%	0.4%	4.9%	0.7%	5.6%
May 2021	1.5%	6.3%	3.5%	3.2%	4.8%	6.7%	4.3%	0.3%	4.6%	0.8%	5.4%
Apr 2021	2.0%	6.1%	4.1%	4.0%	6.9%	7.6%	4.6%	0.3%	4.9%	0.9%	5.8%
Mar 2021	2.6%	5.9%	4.1%	3.9%	6.9%	7.5%	4.1%	0.3%	4.5%	1.2%	5.7%
Feb 2021	3.1%	8.6%	4.7%	5.2%	6.6%	10.1%	4.9%	0.4%	5.3%	2.4%	7.7%
Jan 2021	3.0%	11.0%	5.7%	7.0%	7.8%	11.6%	5.1%	0.2%	5.3%	4.0%	9.4%
<b>2020</b>	<b>2.7%</b>	<b>8.0%</b>	<b>5.2%</b>	<b>5.3%</b>	<b>7.1%</b>	<b>9.4%</b>	<b>5.4%</b>	<b>0.3%</b>	<b>5.8%</b>	<b>1.6%</b>	<b>7.4%</b>
Dec 2020	1.7%	8.7%	4.3%	4.8%	6.7%	7.7%	4.9%	0.3%	5.2%	1.6%	6.8%
Nov 2020	2.4%	6.9%	3.3%	4.2%	6.6%	8.0%	4.4%	0.3%	4.6%	1.5%	6.1%
Oct 2020	1.9%	7.6%	5.4%	5.0%	7.2%	9.4%	5.3%	0.3%	5.6%	1.6%	7.2%
Sep 2020	3.1%	8.5%	4.8%	4.6%	6.9%	8.8%	5.5%	0.3%	5.8%	1.4%	7.2%
Aug 2020	2.0%	6.7%	4.8%	4.9%	6.5%	8.1%	5.5%	0.3%	5.8%	0.6%	6.4%
Jul 2020	1.3%	6.6%	4.3%	3.9%	5.2%	9.0%	5.3%	0.3%	5.6%	0.7%	6.3%
Jun 2020	1.3%	6.2%	4.2%	3.8%	4.3%	8.9%	4.9%	0.3%	5.2%	1.0%	6.1%
May 2020	3.1%	8.9%	5.5%	4.5%	6.7%	11.9%	5.5%	0.3%	5.8%	2.7%	8.4%
Apr 2020	5.2%	13.2%	7.9%	6.9%	13.5%	15.1%	6.1%	0.2%	6.3%	5.5%	11.8%
Mar 2020	5.7%	9.3%	7.5%	7.9%	8.0%	9.6%	5.8%	0.4%	6.2%	2.6%	8.7%
Feb 2020	2.1%	6.2%	4.9%	6.2%	5.4%	7.6%	5.7%	0.6%	6.3%		6.3%
Jan 2020	2.0%	7.1%	5.8%	6.7%	8.1%	8.4%	6.5%	0.6%	7.1%		7.1%
<b>2019</b>	<b>1.3%</b>	<b>6.4%</b>	<b>4.6%</b>	<b>4.7%</b>	<b>5.9%</b>	<b>6.7%</b>	<b>5.2%</b>	<b>0.6%</b>	<b>5.8%</b>		<b>5.8%</b>
Dec 2019	2.0%	7.2%	5.7%	6.5%	6.3%	7.2%	6.0%	0.6%	6.6%		6.6%
Nov 2019	1.7%	6.8%	5.1%	4.9%	6.8%	6.9%	5.5%	0.5%	6.1%		6.1%
Oct 2019	1.5%	6.6%	5.0%	4.2%	6.5%	7.9%	5.7%	0.5%	6.3%		6.3%
Sep 2019	1.2%	5.7%	4.9%	4.2%	6.7%	6.6%	5.1%	0.5%	5.6%		5.6%
Aug 2019	2.0%	6.4%	4.5%	4.7%	7.2%	7.5%	5.7%	0.4%	6.1%		6.1%
Jul 2019	0.8%	5.6%	3.9%	5.1%	5.7%	7.3%	5.2%	0.4%	5.6%		5.6%
Jun 2019	0.9%	6.1%	3.8%	3.5%	5.6%	7.0%	5.1%	0.4%	5.5%		5.5%

May 2019	0.6%	5.8%	3.6%	4.1%	5.0%	6.8%	4.8%	0.5%	5.3%		5.3%
Apr 2019	1.0%	6.2%	4.4%	4.0%	5.2%	5.4%	4.6%	0.5%	5.1%		5.1%
Mar 2019	1.2%	5.6%	4.3%	4.6%	4.5%	6.0%	4.8%	0.4%	5.2%		5.2%
Feb 2019	1.5%	7.6%	4.5%	4.4%	5.5%	5.7%	4.8%	1.0%	5.7%		5.7%
Jan 2019	1.0%	6.8%	5.1%	5.8%	6.5%	6.8%	5.4%	0.8%	6.2%		6.2%
<b>2018</b>	<b>2.2%</b>	<b>6.4%</b>	<b>4.3%</b>	<b>5.0%</b>	<b>6.1%</b>	<b>7.0%</b>	<b>5.4%</b>	<b>0.5%</b>	<b>5.9%</b>		<b>5.9%</b>

CHO 8 by Care Group

Year/ month	CHWB	Mental Health	Primary Care	Disabilities	Older People	Health Service Executive	Disabilities	Section 38 Voluntary Agencies	Certified absence	Self-certified absence	Non Covid-19 absence	Covid-19 absence	Total absence rate
2021	3.0%	6.5%	5.2%	9.0%	9.3%	7.1%	5.6%	5.6%	4.8%	0.3%	5.2%	1.5%	6.6%
Sep 2021	4.5%	6.3%	6.2%	8.7%	9.6%	7.4%	6.2%	6.2%	5.5%	0.4%	5.9%	1.1%	7.1%
Aug 2021	2.4%	7.0%	5.2%	9.5%	8.8%	7.1%	5.2%	5.2%	5.3%	0.3%	5.6%	0.9%	6.5%
Jul 2021	1.6%	6.1%	5.2%	9.0%	8.8%	6.8%	5.4%	5.4%	5.3%	0.3%	5.6%	0.8%	6.4%
Jun 2021	2.3%	6.1%	4.3%	8.5%	7.7%	6.2%	4.2%	4.2%	4.5%	0.4%	4.9%	0.7%	5.6%
May 2021	2.1%	5.8%	4.0%	7.4%	7.4%	5.8%	4.2%	4.2%	4.3%	0.3%	4.6%	0.8%	5.4%
Apr 2021	2.5%	6.4%	4.3%	7.7%	7.9%	6.2%	4.9%	4.9%	4.6%	0.3%	4.9%	0.9%	5.8%
Mar 2021	2.7%	5.5%	4.1%	8.4%	8.0%	6.0%	4.9%	4.9%	4.1%	0.3%	4.5%	1.2%	5.7%
Feb 2021	2.5%	6.8%	5.6%	10.6%	12.0%	8.1%	6.7%	6.7%	4.9%	0.4%	5.3%	2.4%	7.7%
Jan 2021	6.3%	8.5%	8.4%	10.9%	13.1%	10.0%	8.1%	8.1%	5.1%	0.2%	5.3%	4.0%	9.4%
2020	4.7%	7.6%	6.0%	10.5%	10.2%	8.2%	5.4%	5.4%	5.4%	0.3%	5.8%	1.6%	7.4%
Dec 2020	7.8%	7.1%	5.5%	10.0%	10.3%	7.8%	3.9%	3.9%	4.9%	0.3%	5.2%	1.6%	6.8%
Nov 2020	4.2%	5.9%	4.6%	9.2%	9.6%	6.9%	4.0%	4.0%	4.4%	0.3%	4.6%	1.5%	6.1%
Oct 2020	2.0%	6.7%	6.1%	11.2%	10.7%	8.2%	4.7%	4.7%	5.3%	0.3%	5.6%	1.6%	7.2%
Sep 2020	2.1%	8.3%	5.7%	10.8%	10.1%	8.2%	4.4%	4.4%	5.5%	0.3%	5.8%	1.4%	7.2%
Aug 2020	2.6%	7.0%	5.4%	11.2%	8.7%	7.5%	4.2%	4.2%	5.5%	0.3%	5.8%	0.6%	6.4%
Jul 2020	6.9%	6.1%	4.8%	10.2%	8.5%	6.9%	4.7%	4.7%	5.3%	0.3%	5.6%	0.7%	6.3%
Jun 2020	7.1%	6.1%	4.8%	8.6%	9.1%	6.8%	4.3%	4.3%	4.9%	0.3%	5.2%	1.0%	6.1%
May 2020	6.3%	8.4%	5.5%	10.0%	11.8%	8.6%	7.9%	7.9%	5.5%	0.3%	5.8%	2.7%	8.4%
Apr 2020	6.7%	11.8%	8.9%	14.2%	14.5%	11.9%	11.4%	11.4%	6.1%	0.2%	6.3%	5.5%	11.8%
Mar 2020	6.4%	10.2%	8.5%	11.9%	11.0%	10.1%	5.9%	5.9%	5.8%	0.4%	6.2%	2.6%	8.7%
Feb 2020	0.4%	6.7%	5.6%	8.9%	8.7%	7.2%	4.0%	4.0%	5.7%	0.6%	6.3%		6.3%
Jan 2020		6.8%	6.7%	9.3%	9.1%	7.7%	5.1%	5.1%	6.5%	0.6%	7.1%		7.1%
2019		5.7%	5.4%	8.0%	7.9%	6.5%	4.0%	4.0%	5.2%	0.6%	5.8%		5.8%
Dec 2019		7.2%	7.0%	8.5%	8.8%	7.8%	3.8%	3.8%	6.0%	0.6%	6.6%		6.6%
Nov 2019		6.2%	5.8%	7.5%	8.6%	6.9%	3.9%	3.9%	5.5%	0.5%	6.1%		6.1%
Oct 2019		5.7%	5.6%	8.0%	9.5%	7.0%	4.3%	4.3%	5.7%	0.5%	6.3%		6.3%
Sep 2019		5.6%	4.9%	8.1%	7.8%	6.3%	4.1%	4.1%	5.1%	0.5%	5.6%		5.6%
Aug 2019		5.9%	5.6%	8.5%	8.2%	6.8%	4.4%	4.4%	5.7%	0.4%	6.1%		6.1%
Jul 2019		5.7%	4.5%	7.6%	7.5%	6.0%	4.5%	4.5%	5.2%	0.4%	5.6%		5.6%
Jun 2019		5.6%	4.6%	8.0%	7.5%	6.2%	4.0%	4.0%	5.1%	0.4%	5.5%		5.5%
May 2019		5.1%	4.3%	7.9%	6.9%	5.7%	4.1%	4.1%	4.8%	0.5%	5.3%		5.3%
Apr 2019		5.5%	5.1%	8.0%	6.6%	6.0%	3.3%	3.3%	4.6%	0.5%	5.1%		5.1%
Mar 2019		5.0%	4.5%	8.2%	7.0%	5.8%	3.8%	3.8%	4.8%	0.4%	5.2%		5.2%
Feb 2019		5.5%	6.6%	7.6%	7.7%	6.7%	3.5%	3.5%	4.8%	1.0%	5.7%		5.7%
Jan 2019		5.3%	6.2%	8.0%	8.8%	6.9%	4.1%	4.1%	5.4%	0.8%	6.2%		6.2%





CHO 8 Section 38's

Year/ month	Muiriosa Foundation, Laois/Offaly	Muiriosa Foundation, Longford/Westmeath	Muiriosa Foundation, South Kildare	St. John of God, Drumcar	Section 38 Voluntary Agencies	Certified absence	Self-certified absence	Non Covid-19 absence	Covid-19 absence	Total absence rate
2021	5.7%	4.4%	3.9%	7.0%	5.6%	4.0%	0.3%	4.3%	1.3%	5.6%
Sep 2021	5.5%	5.3%	5.0%	7.6%	6.2%	4.8%	0.4%	5.1%	1.0%	6.2%
Aug 2021	4.9%	5.5%	3.4%	6.6%	5.2%	4.6%	0.1%	4.7%	0.4%	5.2%
Jul 2021	5.9%	5.7%	3.6%	5.9%	5.4%	4.4%	0.3%	4.7%	0.7%	5.4%
Jun 2021	5.4%	4.2%	3.2%	4.1%	4.2%	3.2%	0.4%	3.5%	0.7%	4.2%
May 2021	4.8%	3.2%	2.3%	5.3%	4.2%	3.3%	0.2%	3.6%	0.7%	4.2%
Apr 2021	5.7%	2.7%	2.9%	6.2%	4.9%	4.0%	0.2%	4.2%	0.6%	4.9%
Mar 2021	4.8%	3.4%	3.4%	6.6%	4.9%	3.2%	0.4%	3.5%	1.4%	4.9%
Feb 2021	6.7%	4.5%	5.7%	8.1%	6.7%	3.8%	0.5%	4.3%	2.4%	6.7%
Jan 2021	7.1%	4.9%	5.4%	12.1%	8.1%	4.4%	0.2%	4.6%	3.5%	8.1%
2020	5.3%	3.5%	5.5%	6.1%	5.4%	3.9%	0.2%	4.2%	1.2%	5.4%
Dec 2020	3.8%	2.3%	3.7%	4.8%	3.9%	2.9%	0.2%	3.1%	0.7%	3.9%
Nov 2020	3.7%	1.6%	4.4%	4.9%	4.0%	2.9%	0.2%	3.0%	1.0%	4.0%
Oct 2020	4.9%	2.3%	3.9%	5.9%	4.7%	3.4%	0.2%	3.7%	1.0%	4.7%
Sep 2020	5.6%	3.5%	3.5%	4.7%	4.4%	3.4%	0.2%	3.6%	0.8%	4.4%
Aug 2020	5.3%	2.9%	4.4%	4.2%	4.2%	3.8%	0.2%	4.0%	0.2%	4.2%
Jul 2020	4.4%	3.0%	4.5%	5.7%	4.7%	4.3%	0.2%	4.6%	0.2%	4.7%
Jun 2020	4.1%	3.5%	6.7%	3.6%	4.3%	3.6%	0.2%	3.7%	0.6%	4.3%
May 2020	9.0%	5.6%	9.5%	7.4%	7.9%	5.0%	0.2%	5.1%	2.7%	7.9%
Apr 2020	9.1%	5.2%	9.9%	15.4%	11.4%	5.7%	0.1%	5.8%	5.6%	11.4%
Mar 2020	6.3%	4.9%	5.8%	6.2%	5.9%	3.9%	0.3%	4.2%	1.6%	5.9%
Feb 2020	3.1%	3.1%	4.0%	4.7%	4.0%	3.6%	0.4%	4.0%		4.0%
Jan 2020	3.4%	4.0%	5.1%	6.1%	5.1%	4.7%	0.5%	5.1%		5.1%
2019	3.0%	4.0%	4.5%	4.1%	4.0%	3.6%	0.4%	4.0%		4.0%
Dec 2019	4.0%	4.9%	4.3%	3.0%	3.8%	3.3%	0.4%	3.8%		3.8%
Nov 2019	3.5%	4.1%	3.4%	4.2%	3.9%	3.5%	0.4%	3.9%		3.9%
Oct 2019	4.2%	4.2%	3.8%	4.6%	4.3%	3.9%	0.4%	4.3%		4.3%
Sep 2019	3.5%	4.6%	5.1%	3.5%	4.1%	3.8%	0.3%	4.1%		4.1%
Aug 2019	3.1%	4.3%	4.2%	5.0%	4.4%	4.2%	0.3%	4.4%		4.4%
Jul 2019	3.3%	3.9%	5.4%	4.8%	4.5%	4.2%	0.3%	4.5%		4.5%
Jun 2019	2.2%	3.2%	4.5%	4.7%	4.0%	3.7%	0.3%	4.0%		4.0%
May 2019	2.3%	3.3%	5.1%	4.7%	4.1%	3.7%	0.4%	4.1%		4.1%
Apr 2019	1.7%	3.5%	4.2%	3.5%	3.3%	2.9%	0.4%	3.3%		3.3%
Mar 2019	3.1%	3.9%	4.3%	3.8%	3.8%	3.4%	0.3%	3.8%		3.8%
Feb 2019	3.0%	4.1%	4.4%	3.0%	3.5%	3.1%	0.4%	3.5%		3.5%
Jan 2019	2.9%	4.3%	4.9%	4.1%	4.1%	3.8%	0.4%	4.1%		4.1%

