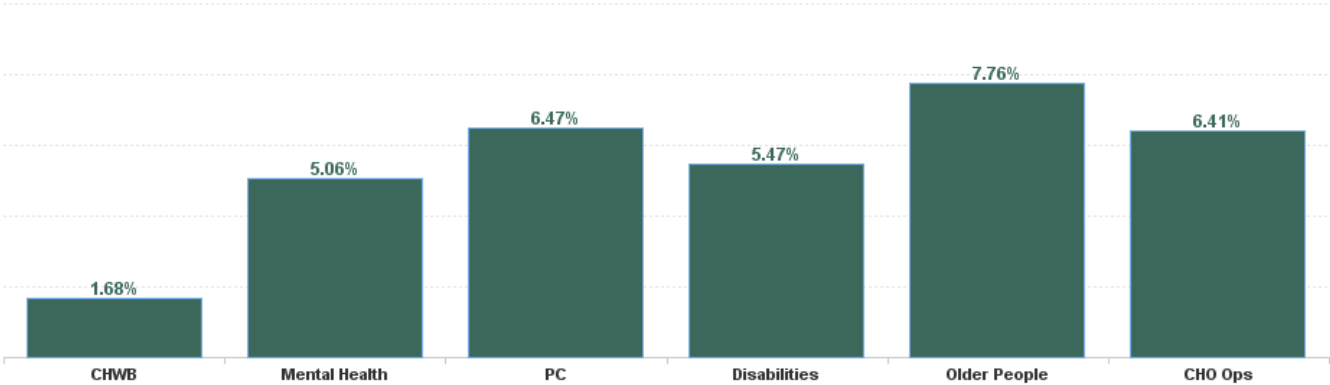


September 2024

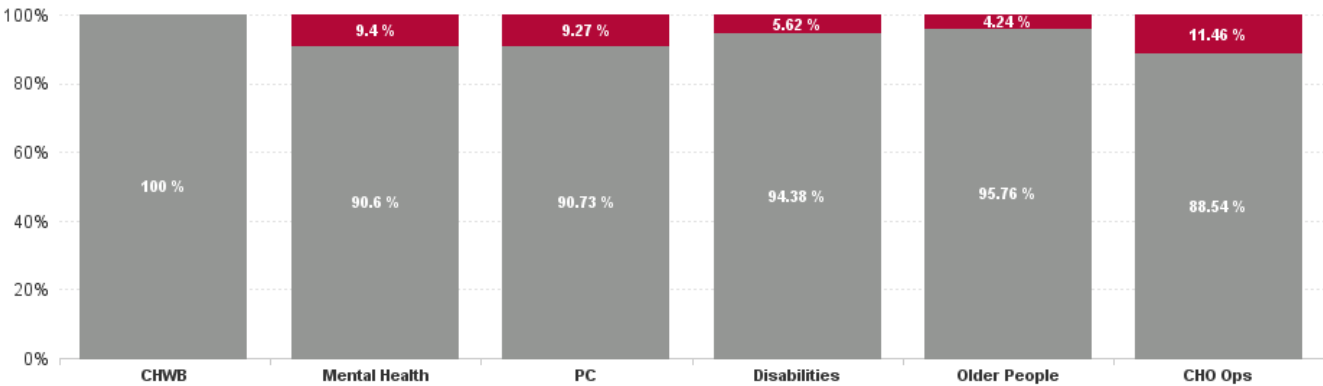
Health Service Absence Rate - by Staff Category: Sep 2024	Certified absence	Self- certified absence	Non Covid-19 absence	Covid-19 absence	Total absence rate	% Non Covid-19 absence	% Covid-19 absence
CHO 9	4.92%	0.56%	5.47%	0.40%	5.88%	93.16%	6.84%
Medical & Dental	2.05%	0.51%	2.56%	0.46%	3.02%	84.83%	15.17%
Nursing & Midwifery	4.76%	0.64%	5.40%	0.52%	5.92%	91.29%	8.71%
Health & Social Care Professionals	3.47%	0.37%	3.84%	0.31%	4.15%	92.47%	7.53%
Management & Administrative	5.34%	0.63%	5.96%	0.50%	6.47%	92.23%	7.77%
General Support	6.75%	0.45%	7.20%	0.34%	7.54%	95.50%	4.50%
Patient & Client Care	6.66%	0.67%	7.32%	0.30%	7.63%	96.00%	4.00%

Health Service Absence Rate - by Care Group: Sep 2024	Certified absence	Self- certified absence	Non Covid-19 absence	Covid-19 absence	Total absence rate	% Non Covid-19 absence	% Covid-19 absence
CHO 9	4.92%	0.56%	5.47%	0.40%	5.88%	93.16%	6.84%
Community Health & Wellbeing	1.04%	0.64%	1.68%	0.00%	1.68%	100.00%	0.00%
Primary Care	5.34%	0.53%	5.87%	0.60%	6.47%	90.73%	9.27%
Disabilities	4.75%	0.41%	5.16%	0.31%	5.47%	94.38%	5.62%
Mental Health	3.89%	0.70%	4.59%	0.48%	5.06%	90.60%	9.40%
Older People	6.47%	0.96%	7.43%	0.33%	7.76%	95.76%	4.24%
CHO Operations	5.12%	0.55%	5.68%	0.73%	6.41%	88.54%	11.46%
Community Services	4.92%	0.56%	5.47%	0.40%	5.88%	93.16%	6.84%

Total Absence Rate

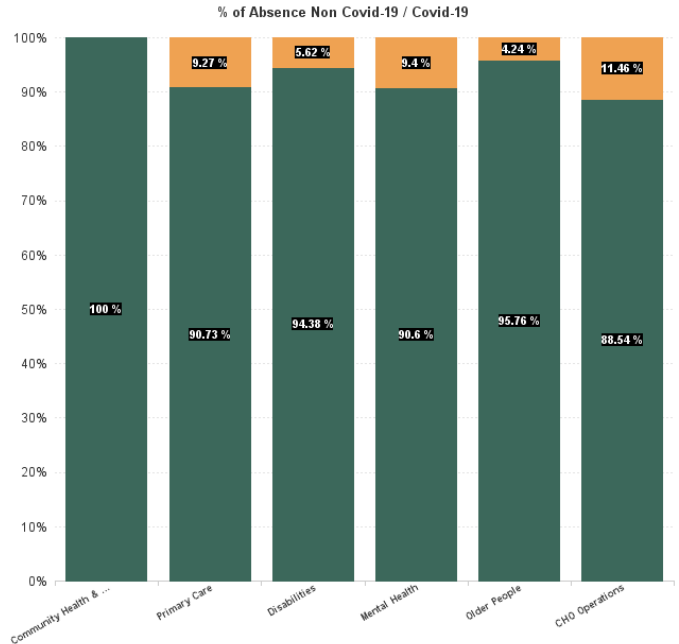
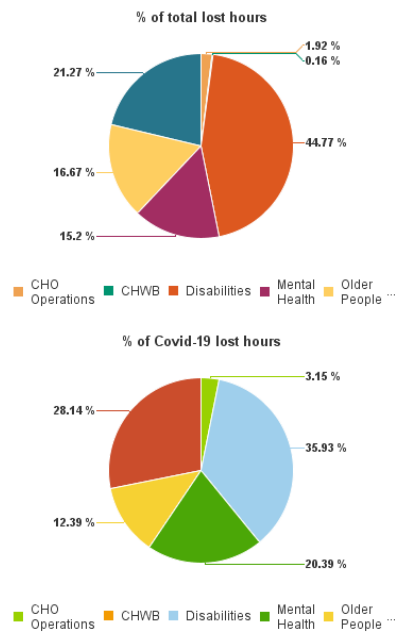


% of Absence Non Covid-19 / Covid-19



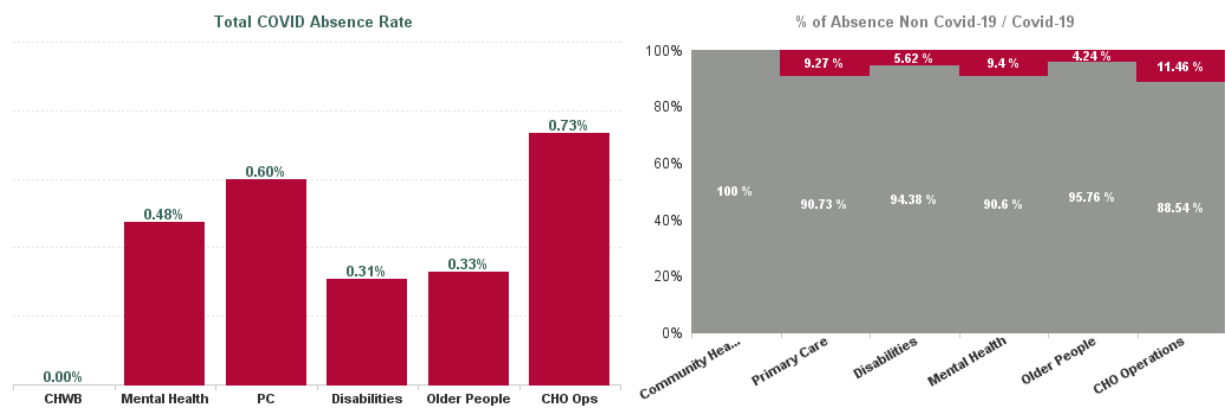
September 2024

Health Service Absence Rate - by Care Group : Sep 2024	Certified absence	Self- certified absence	Non Covid-19 absence	Covid-19 absence	Total absence rate	Medical & Dental	Nursing & Midwifery	Health & Social Care Professionals	Management & Administrative	General Support	Patient & Client Care
CHO 9	4.92%	0.56%	5.47%	0.40%	5.88%	3.02%	5.92%	4.15%	6.47%	7.54%	7.63%
Community Health & Wellbeing	1.04%	0.64%	1.68%	0.00%	1.68%			6.03%	1.96%		1.30%
Primary Care	5.34%	0.53%	5.87%	0.60%	6.47%	3.89%	7.32%	4.38%	7.07%	7.54%	9.68%
Disabilities	4.75%	0.41%	5.16%	0.31%	5.47%	0.41%	5.69%	4.06%	5.39%	7.35%	6.89%
Mental Health	3.89%	0.70%	4.59%	0.48%	5.06%	2.91%	4.20%	3.83%	8.24%	6.32%	8.64%
Older People	6.47%	0.96%	7.43%	0.33%	7.76%	1.68%	7.83%	3.71%	6.90%	9.14%	9.23%
CHO Operations	5.12%	0.55%	5.68%	0.73%	6.41%		0.70%	14.26%	6.03%	1.56%	
Community Services	4.92%	0.56%	5.47%	0.40%	5.88%	3.02%	5.92%	4.15%	6.47%	7.54%	7.63%



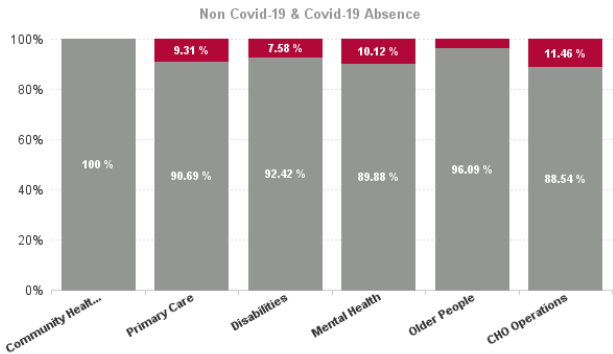
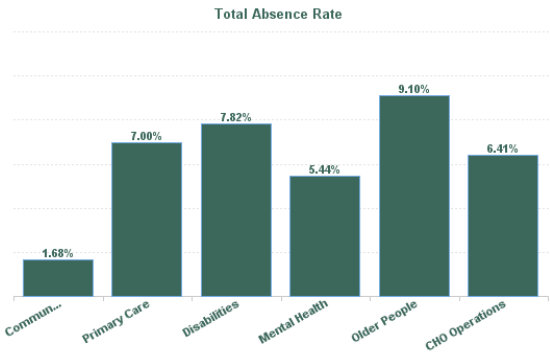
September 2024

Health Service Absence Rate - by Care Group : Sep 2024	Non Covid-19 absence	Covid-19 absence	Total absence rate	Medical & Dental	Nursing & Midwifery	Health & Social Care Professionals	Management & Administrative	General Support	Patient & Client Care
CHO 9	5.47%	0.40%	5.88%	0.46%	0.52%	0.31%	0.50%	0.34%	0.30%
Community Health & Wellbeing	1.68%	0.00%	1.68%			0.00%	0.00%		0.00%
Primary Care	5.87%	0.60%	6.47%	0.73%	0.70%	0.47%	0.40%	0.53%	0.89%
Disabilities	5.16%	0.31%	5.47%	0.00%	0.44%	0.26%	0.36%	0.16%	0.28%
Mental Health	4.59%	0.48%	5.06%	0.37%	0.50%	0.26%	1.01%	0.59%	0.16%
Older People	7.43%	0.33%	7.76%	0.00%	0.48%	0.34%	0.34%	0.31%	0.17%
CHO Operations	5.68%	0.73%	6.41%		0.00%	1.16%	0.76%	0.00%	
Community Services	5.47%	0.40%	5.88%	0.46%	0.52%	0.31%	0.50%	0.34%	0.30%



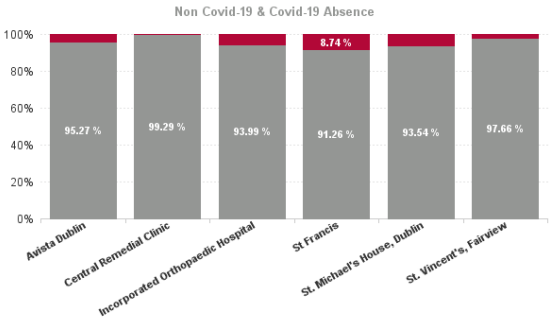
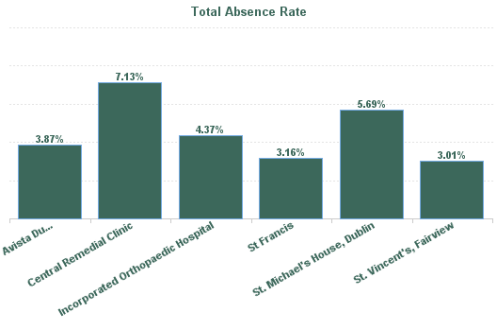
September 2024

Health Service Absence Rate - by Admin : Sep 2024	Certified absence	Self-certified absence	Non Covid-19 absence	Covid-19 absence	Total absence rate	Medical & Dental	Nursing & Midwifery	Health & Social Care Professionals	Management & Administrative	General Support	Patient & Client Care
Total	4.92%	0.56%	5.47%	0.40%	5.88%	3.02%	5.92%	4.15%	6.47%	7.54%	7.63%
Community Health & Wellbeing	1.04%	0.64%	1.68%	0.00%	1.68%			6.03%	1.96%		1.30%
Primary Care	5.79%	0.55%	6.34%	0.65%	7.00%	3.90%	8.05%	4.27%	8.02%	11.47%	11.36%
Disabilities	6.58%	0.65%	7.23%	0.59%	7.82%	0.00%	9.46%	0.34%	4.10%	11.92%	8.94%
Mental Health	4.18%	0.71%	4.89%	0.55%	5.44%	3.04%	4.65%	3.90%	8.89%	8.15%	8.86%
Older People	7.82%	0.93%	8.75%	0.36%	9.10%	1.48%	8.66%	5.28%	7.30%	11.98%	10.66%
CHO Operations	5.12%	0.55%	5.68%	0.73%	6.41%		0.70%	14.26%	6.03%	1.56%	
Health Service Executive	5.69%	0.68%	6.38%	0.55%	6.93%	3.28%	7.02%	4.21%	7.31%	10.24%	9.65%
Section 38 Voluntary Agencies	4.18%	0.44%	4.62%	0.26%	4.87%	1.23%	4.33%	4.13%	5.06%	5.49%	6.28%



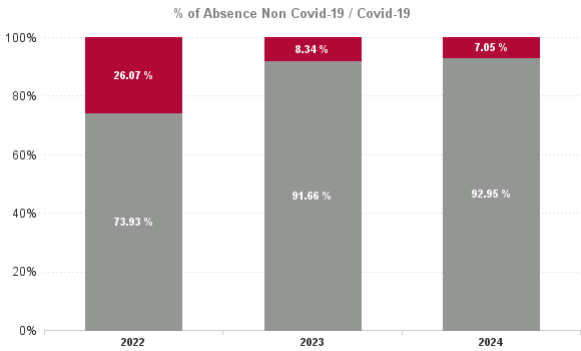
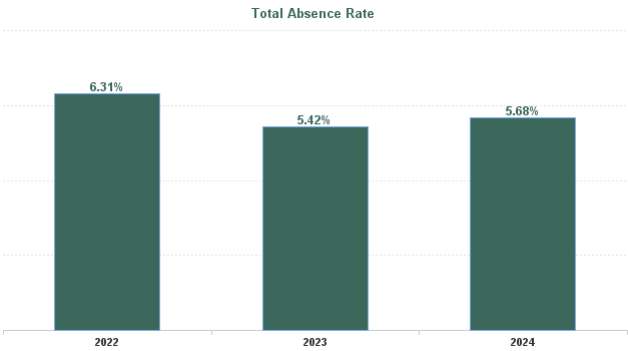
September 2024

Health Service Absence Rate - by Care Group : Sep 2024	Certified absence	Self- certified absence	Non Covid-19 absence	Covid-19 absence	Total absence rate	Medical & Dental	Nursing & Midwifery	Health & Social Care Professionals	Management & Administrative	General Support	Patient & Client Care
Total	4.18%	0.44%	4.62%	0.26%	4.87%	1.23%	4.33%	4.13%	5.06%	5.49%	6.28%
Avista Dublin	3.15%	0.54%	3.68%	0.18%	3.87%	0.00%	4.16%	3.09%	3.86%	3.18%	4.42%
Central Remedial Clinic	6.73%	0.35%	7.08%	0.05%	7.13%	0.00%	7.80%	4.13%	10.89%	5.15%	10.70%
Incorporated Orthopaedic Hospital	3.07%	1.03%	4.10%	0.26%	4.37%	2.07%	5.44%	1.70%	5.62%	3.84%	4.87%
St Francis	2.46%	0.42%	2.89%	0.28%	3.16%	3.82%	4.45%	6.10%	0.47%	0.81%	1.60%
St. Michael's House, Dublin	5.05%	0.27%	5.32%	0.37%	5.69%	0.77%	4.78%	4.61%	5.04%	12.13%	7.95%
St. Vincent's, Fairview	2.30%	0.64%	2.94%	0.07%	3.01%	0.00%	2.30%	1.45%	5.44%	2.52%	6.94%
Section 38 Voluntary Agencies	4.18%	0.44%	4.62%	0.26%	4.87%	1.23%	4.33%	4.13%	5.06%	5.49%	6.28%



Year / Month	Certified absence	Self-certified absence	Non Covid-19 absence	Covid-19 absence	Total absence rate	Medical & Dental	Nursing & Midwifery	Health & Social Care Professionals	Management & Administrative	General Support	Patient & Client Care
Sep 2024	4.92%	0.56%	5.47%	0.40%	5.88%	3.02%	5.92%	4.15%	6.47%	7.54%	7.63%
Aug 2024	4.86%	0.42%	5.29%	0.60%	5.89%	3.63%	5.51%	4.87%	5.99%	7.24%	7.59%
Jul 2024	4.78%	0.51%	5.29%	0.84%	6.14%	4.46%	5.99%	4.77%	6.86%	8.41%	7.24%
Jun 2024	4.56%	0.51%	5.06%	0.55%	5.61%	4.74%	5.44%	4.52%	5.63%	8.01%	6.55%
May 2024	4.52%	0.56%	5.09%	0.19%	5.28%	3.59%	5.14%	3.88%	5.06%	8.23%	6.76%
Apr 2024	4.78%	0.54%	5.32%	0.09%	5.41%	3.62%	4.94%	5.06%	5.07%	8.58%	6.15%
Mar 2024	4.85%	0.46%	5.31%	0.12%	5.43%	3.29%	5.38%	4.43%	5.78%	7.89%	6.17%
Feb 2024	4.78%	0.57%	5.35%	0.29%	5.64%	4.66%	4.78%	4.61%	5.82%	8.33%	7.34%
Jan 2024	4.69%	0.64%	5.33%	0.52%	5.85%	4.59%	4.88%	5.03%	6.54%	8.04%	7.35%
2024	4.75%	0.53%	5.28%	0.40%	5.68%	3.94%	5.33%	4.59%	5.92%	8.04%	6.97%
Dec 2023	5.08%	0.66%	5.74%	0.63%	6.36%	3.10%	5.85%	5.86%	6.59%	8.37%	7.53%
Nov 2023	4.66%	0.59%	5.25%	0.32%	5.57%	2.41%	5.31%	4.67%	5.61%	8.09%	6.93%
Oct 2023	4.77%	0.54%	5.30%	0.47%	5.77%	3.04%	5.49%	5.07%	5.67%	7.59%	7.07%
Sep 2023	4.41%	0.48%	4.89%	0.68%	5.57%	2.11%	5.47%	5.06%	4.99%	7.13%	6.92%
Aug 2023	4.38%	0.43%	4.81%	0.55%	5.36%	2.21%	5.56%	4.77%	4.99%	7.66%	6.00%
Jul 2023	4.17%	0.46%	4.63%	0.33%	4.96%	4.44%	4.87%	3.97%	4.38%	7.16%	6.10%
Jun 2023	4.51%	0.51%	5.03%	0.25%	5.28%	3.45%	4.95%	3.99%	5.41%	7.61%	6.89%
May 2023	4.37%	0.49%	4.86%	0.35%	5.21%	3.77%	5.33%	4.20%	4.48%	7.11%	6.45%
Apr 2023	4.11%	0.47%	4.58%	0.36%	4.95%	4.37%	4.78%	4.46%	4.44%	6.10%	5.80%
Mar 2023	4.44%	0.53%	4.97%	0.49%	5.46%	4.06%	5.20%	4.94%	5.35%	6.76%	6.40%
Feb 2023	4.14%	0.41%	4.55%	0.39%	4.94%	3.03%	5.32%	3.72%	4.94%	6.94%	6.20%
Jan 2023	4.48%	0.54%	5.02%	0.62%	5.64%	2.12%	5.61%	4.75%	5.58%	7.39%	6.94%
2023	4.46%	0.51%	4.97%	0.45%	5.42%	3.16%	5.31%	4.60%	5.21%	7.33%	6.61%
Dec 2022	4.91%	0.68%	5.59%	1.23%	6.82%	2.61%	6.89%	6.11%	6.52%	7.30%	8.33%
Nov 2022	3.95%	0.51%	4.45%	0.67%	5.12%	1.79%	5.74%	3.80%	4.78%	5.06%	7.23%
Oct 2022	4.14%	0.52%	4.65%	0.65%	5.30%	3.03%	5.81%	3.94%	4.78%	6.20%	7.07%
Sep 2022	4.31%	0.56%	4.87%	0.56%	5.42%	3.84%	5.84%	4.15%	4.84%	6.37%	6.82%
Aug 2022	4.02%	0.48%	4.50%	0.80%	5.30%	3.09%	5.63%	4.31%	5.13%	6.02%	6.28%
Jul 2022	4.29%	0.45%	4.74%	1.63%	6.37%	3.57%	6.12%	5.01%	6.28%	8.10%	8.31%
Jun 2022	4.20%	0.46%	4.65%	1.59%	6.24%	3.98%	6.01%	5.11%	6.52%	7.33%	7.77%
May 2022	4.19%	0.43%	4.61%	0.75%	5.36%	2.92%	5.37%	4.34%	4.85%	6.51%	6.91%
Apr 2022	4.27%	0.43%	4.70%	1.66%	6.36%	3.68%	6.28%	5.57%	5.22%	8.93%	7.72%
Mar 2022	4.42%	0.45%	4.86%	3.73%	8.60%	5.07%	8.76%	7.66%	8.07%	10.65%	9.86%
Feb 2022	3.90%	0.39%	4.29%	2.30%	6.59%	4.09%	6.75%	6.11%	5.71%	8.11%	7.39%
Jan 2022	3.81%	0.33%	4.15%	4.25%	8.39%	4.77%	9.19%	6.69%	7.70%	10.01%	9.90%
2022	4.19%	0.47%	4.67%	1.65%	6.31%	3.52%	6.55%	5.17%	5.87%	7.54%	7.80%
Dec 2021	4.08%	0.39%	4.47%	2.56%	7.03%	4.83%	6.96%	6.67%	5.98%	9.59%	7.79%
Nov 2021	4.58%	0.60%	5.18%	2.06%	7.24%	5.08%	7.28%	6.94%	6.27%	7.56%	8.47%
Oct 2021	4.37%	0.47%	4.84%	0.99%	5.82%	3.99%	5.71%	5.25%	4.07%	7.63%	7.41%
Sep 2021	4.17%	0.37%	4.55%	0.72%	5.27%	4.00%	5.53%	4.42%	3.43%	7.14%	6.67%
Aug 2021	4.19%	0.38%	4.57%	0.69%	5.26%	2.85%	5.64%	4.41%	3.61%	5.73%	6.87%
Jul 2021	4.10%	0.41%	4.50%	0.50%	5.00%	2.34%	5.15%	4.01%	4.03%	5.90%	6.66%
Jun 2021	3.68%	0.37%	4.06%	0.54%	4.60%	1.95%	4.72%	3.34%	3.48%	5.31%	6.68%
May 2021	3.29%	0.29%	3.58%	0.55%	4.12%	1.89%	4.24%	3.45%	2.62%	3.77%	5.85%
Apr 2021	3.29%	0.27%	3.56%	0.78%	4.34%	2.41%	4.87%	3.96%	2.61%	4.73%	5.16%
Mar 2021	3.42%	0.35%	3.76%	0.80%	4.56%	2.51%	4.90%	4.26%	2.92%	4.39%	5.69%
Feb 2021	3.47%	0.52%	3.98%	1.99%	5.97%	3.12%	6.27%	5.43%	3.72%	5.16%	8.11%
Jan 2021	3.69%	0.23%	3.91%	3.96%	7.87%	5.10%	8.32%	6.78%	4.48%	8.89%	10.34%
2021	3.86%	0.39%	4.25%	1.34%	5.59%	3.38%	5.79%	4.91%	3.96%	6.30%	7.12%

Year / Month	Certified absence	Self-certified absence	Total absence rate	Non Covid-19 absence	Covid-19 Absence	CHWB	Mental Health	PC	Disabilities	Older People	CHO Ops
Sep 2024	4.92%	0.56%	5.88%	5.47%	0.40%	1.68%	5.06%	6.47%	5.47%	7.76%	6.41%
Aug 2024	4.86%	0.42%	5.89%	5.29%	0.60%	5.09%	5.58%	6.39%	5.42%	7.60%	5.09%
Jul 2024	4.78%	0.51%	6.14%	5.29%	0.84%	3.81%	6.43%	6.51%	5.56%	7.51%	6.43%
Jun 2024	4.56%	0.51%	5.61%	5.06%	0.55%	4.79%	5.19%	5.96%	5.35%	6.53%	6.63%
May 2024	4.52%	0.56%	5.28%	5.09%	0.19%	7.43%	4.76%	6.03%	4.76%	6.59%	6.44%
Apr 2024	4.78%	0.54%	5.41%	5.32%	0.09%	5.50%	5.07%	5.85%	5.12%	6.50%	4.37%
Mar 2024	4.85%	0.46%	5.43%	5.31%	0.12%	4.32%	5.65%	6.03%	4.78%	7.20%	4.75%
Feb 2024	4.78%	0.57%	5.64%	5.35%	0.29%	2.86%	5.44%	6.41%	5.15%	6.89%	4.24%
Jan 2024	4.69%	0.64%	5.85%	5.33%	0.52%	6.22%	5.28%	7.04%	5.34%	7.08%	4.97%
2024	4.75%	0.53%	5.68%	5.28%	0.40%	4.66%	5.38%	6.30%	5.21%	7.07%	5.49%
Dec 2023	5.08%	0.66%	6.36%	5.74%	0.63%	7.87%	5.56%	7.35%	6.02%	7.45%	6.32%
Nov 2023	4.66%	0.59%	5.57%	5.25%	0.32%	2.95%	5.07%	5.66%	5.44%	6.94%	4.07%
Oct 2023	4.77%	0.54%	5.77%	5.30%	0.47%	3.75%	5.88%	5.72%	5.69%	6.31%	4.34%
Sep 2023	4.41%	0.48%	5.57%	4.89%	0.68%	2.41%	4.83%	5.53%	5.68%	6.71%	2.51%
Aug 2023	4.38%	0.43%	5.36%	4.81%	0.55%	4.20%	4.29%	5.70%	5.29%	7.10%	2.67%
Jul 2023	4.17%	0.46%	4.96%	4.63%	0.33%	2.38%	4.34%	5.41%	5.13%	4.86%	3.74%
Jun 2023	4.51%	0.51%	5.28%	5.03%	0.25%	1.80%	4.26%	5.81%	5.27%	6.23%	4.45%
May 2023	4.37%	0.49%	5.21%	4.86%	0.35%	1.39%	4.24%	5.59%	5.15%	6.55%	4.18%
Apr 2023	4.11%	0.47%	4.95%	4.58%	0.36%	2.38%	4.41%	5.48%	5.01%	5.03%	3.74%
Mar 2023	4.44%	0.53%	5.46%	4.97%	0.49%	3.33%	4.74%	6.80%	5.28%	5.83%	2.46%
Feb 2023	4.14%	0.41%	4.94%	4.55%	0.39%	2.71%	4.71%	6.39%	4.50%	5.64%	3.45%
Jan 2023	4.48%	0.54%	5.64%	5.02%	0.62%	2.92%	5.24%	7.02%	5.10%	6.45%	5.85%
2023	4.46%	0.51%	5.42%	4.97%	0.45%	3.12%	4.80%	6.03%	5.29%	6.25%	4.00%
Dec 2022	4.91%	0.68%	6.82%	5.59%	1.23%	7.01%	6.41%	8.12%	6.03%	8.80%	6.29%
Nov 2022	3.95%	0.51%	5.12%	4.45%	0.67%	2.40%	5.21%	6.17%	4.37%	7.13%	4.22%
Oct 2022	4.14%	0.52%	5.30%	4.65%	0.65%	2.46%	5.55%	6.47%	4.77%	5.95%	3.95%
Sep 2022	4.31%	0.56%	5.42%	4.87%	0.56%	2.12%	5.74%	5.98%	5.18%	5.60%	3.38%
Aug 2022	4.02%	0.48%	5.30%	4.50%	0.80%	1.77%	4.89%	6.08%	4.93%	6.37%	4.95%
Jul 2022	4.29%	0.45%	6.37%	4.74%	1.63%	4.49%	5.55%	7.18%	6.11%	7.53%	6.34%
Jun 2022	4.20%	0.46%	6.24%	4.65%	1.59%	5.63%	6.14%	6.79%	5.48%	8.43%	6.24%
May 2022	4.19%	0.43%	5.36%	4.61%	0.75%	2.28%	5.05%	5.10%	5.14%	6.91%	6.09%
Apr 2022	4.27%	0.43%	6.36%	4.70%	1.66%	5.34%	6.36%	5.56%	6.21%	8.26%	3.31%
Mar 2022	4.42%	0.45%	8.60%	4.86%	3.73%		8.03%	9.16%	7.75%	12.17%	5.39%
Feb 2022	3.90%	0.39%	6.59%	4.29%	2.30%	1.88%	5.07%	7.15%	6.09%	10.04%	
Jan 2022	3.81%	0.33%	8.39%	4.15%	4.25%	5.06%	8.55%	8.63%	7.99%	9.32%	
2022	4.19%	0.47%	6.31%	4.67%	1.65%	3.62%	6.05%	6.89%	5.81%	8.03%	5.00%
Dec 2021	4.08%	0.39%	7.03%	4.47%	2.56%	5.32%	7.31%	7.25%	6.53%	8.12%	
Nov 2021	4.58%	0.60%	7.24%	5.18%	2.06%	5.58%	7.72%	7.23%	7.06%	7.35%	
Oct 2021	4.37%	0.47%	5.82%	4.84%	0.99%	0.83%	5.46%	5.82%	5.90%	6.10%	
Sep 2021	4.17%	0.37%	5.27%	4.55%	0.72%	0.64%	5.10%	5.07%	5.02%	6.86%	
Aug 2021	4.19%	0.38%	5.26%	4.57%	0.69%	5.35%	4.55%	5.64%	4.88%	7.22%	
Jul 2021	4.10%	0.41%	5.00%	4.50%	0.50%	0.00%	4.27%	5.39%	4.88%	6.04%	
Jun 2021	3.88%	0.37%	4.60%	4.06%	0.54%	0.00%	4.33%	4.22%	4.49%	6.20%	
May 2021	3.29%	0.29%	4.12%	3.58%	0.55%	0.00%	4.00%	3.38%	4.33%	4.70%	
Apr 2021	3.29%	0.27%	4.34%	3.56%	0.78%	0.00%	3.70%	3.58%	4.63%	5.46%	
Mar 2021	3.42%	0.35%	4.56%	3.76%	0.80%	0.00%	4.01%	4.04%	4.72%	5.63%	
Feb 2021	3.47%	0.52%	5.97%	3.98%	1.99%	0.00%	5.70%	4.73%	5.56%	10.11%	
Jan 2021	3.69%	0.23%	7.87%	3.91%	3.96%	3.07%	6.82%	6.82%	7.84%	11.43%	
2021	3.86%	0.39%	5.59%	4.25%	1.34%	2.13%	5.24%	5.28%	5.48%	7.08%	



Year / Month	Certified absence	Self- certified absence	Non- Covid-19 absence	Covid-19 absence	Total absence rate	Community Health & Wellbeing	Primary Care	Disabilities	Mental Health	Older People	CHQ Operations	Health Service Executive	Primary Care	Disabilities	Mental Health	Older People	Section 38 Voluntary Agencies
Sep 2024	4.92%	0.56%	5.47%	0.40%	5.88%	1.68%	7.00%	7.82%	5.44%	9.10%	6.41%	6.93%	3.16%	5.15%	3.01%	4.37%	4.87%
Aug 2024	4.88%	0.42%	5.29%	0.60%	5.89%	5.09%	6.71%	7.38%	5.96%	8.65%	5.09%	6.86%	4.39%	5.14%	2.83%	4.81%	4.99%
Jul 2024	4.78%	0.51%	5.29%	0.84%	6.14%	3.81%	6.50%	6.72%	6.79%	8.28%	6.43%	6.90%	6.60%	5.40%	3.66%	5.41%	5.39%
Jun 2024	4.56%	0.51%	5.06%	0.55%	5.61%	4.79%	6.30%	5.90%	5.47%	7.56%	6.63%	6.21%	4.07%	5.27%	2.98%	4.04%	5.02%
May 2024	4.52%	0.56%	5.09%	0.19%	5.28%	7.43%	6.18%	6.16%	5.01%	7.27%	6.44%	6.03%	5.03%	4.55%	2.74%	4.87%	4.53%
Apr 2024	4.78%	0.54%	5.32%	0.09%	5.41%	5.50%	6.05%	6.48%	5.34%	7.03%	4.37%	5.98%	4.61%	4.91%	3.00%	5.19%	4.84%
Mar 2024	4.85%	0.46%	5.31%	0.12%	5.43%	4.32%	6.35%	7.50%	5.61%	7.28%	4.75%	6.35%	4.27%	4.43%	6.01%	7.01%	4.64%
Feb 2024	4.78%	0.57%	5.35%	0.29%	5.64%	2.86%	6.56%	5.99%	5.62%	6.77%	4.24%	6.16%	5.48%	5.03%	2.39%	7.15%	5.11%
Jan 2024	4.69%	0.64%	5.33%	0.52%	5.85%	6.22%	7.04%	6.24%	5.55%	7.51%	4.97%	6.47%		5.21%	3.03%	5.95%	5.17%
2024	4.79%	0.53%	5.28%	0.40%	5.68%	4.66%	6.53%	6.67%	5.66%	7.72%	5.49%	6.43%	4.70%	5.00%	3.29%	5.42%	4.90%
Dec 2023	5.08%	0.68%	5.74%	0.63%	6.36%	7.87%	7.35%	7.94%	5.68%	7.39%	6.32%	6.89%		5.74%	4.65%	7.61%	5.83%
Nov 2023	4.66%	0.59%	5.25%	0.32%	5.57%	2.95%	5.66%	7.60%	5.04%	7.58%	4.07%	5.96%		5.11%	5.36%	5.31%	5.13%
Oct 2023	4.77%	0.54%	5.30%	0.47%	5.77%	3.75%	5.72%	8.41%	5.83%	6.75%	4.34%	6.21%		5.26%	6.36%	5.15%	5.29%
Sep 2023	4.41%	0.48%	4.89%	0.68%	5.57%	2.41%	5.53%	7.10%	4.73%	7.26%	2.51%	5.66%		5.47%	5.69%	5.26%	5.47%
Aug 2023	4.38%	0.43%	4.81%	0.55%	5.36%	4.20%	5.70%	7.59%	4.56%	8.07%	2.67%	5.90%		4.95%	2.41%	4.43%	4.80%
Jul 2023	4.17%	0.46%	4.63%	0.33%	4.96%	2.38%	5.41%	5.98%	4.53%	5.54%	3.74%	5.14%		5.01%	2.99%	3.39%	4.79%
Jun 2023	4.51%	0.51%	5.03%	0.25%	5.28%	1.80%	5.81%	6.18%	4.44%	6.74%	4.45%	5.52%		5.13%	3.07%	4.97%	5.02%
May 2023	4.37%	0.49%	4.86%	0.35%	5.21%	1.39%	5.59%	7.15%	4.48%	6.82%	4.18%	5.58%		4.83%	2.54%	5.85%	4.81%
Apr 2023	4.11%	0.47%	4.58%	0.36%	4.95%	2.38%	5.48%	5.98%	4.53%	5.54%	3.74%	5.17%		4.86%	3.55%	3.96%	4.71%
Mar 2023	4.44%	0.53%	4.97%	0.49%	5.46%	3.33%	6.80%	5.28%	4.72%	6.09%	2.46%	5.64%		5.28%	4.87%	5.30%	5.27%
Feb 2023	4.14%	0.41%	4.55%	0.39%	4.94%	2.71%	6.39%	5.85%	4.67%	5.80%	3.45%	5.58%		4.33%	3.62%	5.30%	4.37%
Jan 2023	4.48%	0.54%	5.02%	0.62%	5.64%	2.92%	7.02%	6.61%	5.51%	7.01%	5.85%	6.40%		4.87%	3.20%	5.15%	4.82%
2023	4.46%	0.51%	4.97%	0.45%	5.42%	3.12%	6.03%	6.82%	4.91%	6.73%	4.90%	5.81%		5.06%	3.94%	5.19%	5.02%
Dec 2022	4.91%	0.68%	5.59%	1.23%	6.82%	7.01%	8.12%	7.36%	6.64%	8.06%	6.29%	7.47%		5.82%	4.94%	10.64%	6.16%
Nov 2022	3.95%	0.51%	4.45%	0.67%	5.12%	2.40%	6.17%	6.05%	5.36%	7.70%	4.22%	6.06%		4.16%	3.98%	5.51%	4.23%
Oct 2022	4.14%	0.52%	4.65%	0.65%	5.30%	2.46%	6.47%	5.31%	5.71%	6.37%	3.95%	5.92%		4.70%	4.35%	4.76%	4.69%
Sep 2022	4.31%	0.56%	4.87%	0.56%	5.42%	2.12%	5.96%	5.93%	5.80%	5.86%	3.38%	5.75%		5.06%	5.31%	4.92%	5.06%
Aug 2022	4.02%	0.48%	4.50%	0.80%	5.30%	1.77%	6.08%	5.41%	5.10%	7.18%	4.95%	5.80%		4.86%	3.44%	4.36%	4.75%
Jul 2022	4.29%	0.45%	4.74%	1.63%	6.37%	4.49%	7.18%	9.42%	5.91%	7.68%	6.34%	7.11%		5.59%	2.95%	7.20%	5.61%
Jun 2022	4.20%	0.46%	4.65%	1.59%	6.24%	5.63%	6.79%	6.32%	6.01%	8.67%	6.24%	6.80%		5.33%	7.07%	7.79%	5.61%
May 2022	4.19%	0.43%	4.61%	0.75%	5.36%	2.28%	5.10%	7.31%	5.17%	6.99%	6.09%	5.76%		4.77%	4.21%	6.73%	4.91%
Apr 2022	4.27%	0.43%	4.70%	1.66%	6.36%	5.34%	5.56%	7.77%	6.35%	8.96%	3.31%	6.64%		5.95%	6.42%	6.72%	6.04%
Mar 2022	4.42%	0.45%	4.86%	3.73%	8.60%		9.16%	10.07%	8.13%	10.80%	5.39%	9.14%		7.39%	7.31%	15.99%	8.00%
Feb 2022	3.90%	0.39%	4.29%	2.30%	6.59%	1.88%	7.15%	7.52%	5.29%	7.91%		6.74%		5.88%	3.55%	16.10%	6.44%
Jan 2022	3.81%	0.33%	4.15%	4.25%	8.39%	5.06%	8.63%	9.91%	8.86%	9.37%		8.98%		7.67%	6.57%	9.20%	7.75%
2022	4.19%	0.47%	4.67%	1.65%	6.31%	3.62%	6.89%	7.38%	6.19%	7.96%	5.00%			5.56%	5.05%	8.29%	5.74%
Dec 2021	4.08%	0.39%	4.47%	2.56%	7.03%	5.32%	7.25%	7.32%	7.28%	8.76%		7.52%		6.40%	7.51%	6.77%	6.49%
Nov 2021	4.58%	0.60%	5.18%	2.06%	7.24%	5.58%	7.23%	10.03%	7.85%	7.33%		7.79%		6.53%	6.86%	7.43%	6.61%
Oct 2021	4.37%	0.47%	4.84%	0.99%	5.82%	0.83%	5.82%	6.77%	5.76%	5.84%		5.92%		5.75%	3.50%	6.84%	5.72%
Sep 2021	4.17%	0.37%	4.55%	0.72%	5.27%	0.64%	5.07%	5.94%	5.27%	6.49%		5.47%		4.87%	4.13%	7.92%	5.04%
Aug 2021	4.19%	0.38%	4.57%	0.69%	5.26%	5.35%	5.64%	6.31%	4.71%	6.75%		5.65%		4.64%	3.64%	8.57%	4.85%
Jul 2021	4.10%	0.41%	4.50%	0.50%	5.00%	0.00%	5.39%	5.85%	4.54%	6.68%		5.40%		4.72%	2.75%	4.29%	4.58%
Jun 2021	3.68%	0.37%	4.06%	0.54%	4.60%	0.00%	4.22%	6.98%	4.71%	6.59%		5.13%		4.05%	2.11%	5.07%	4.00%
May 2021	3.29%	0.29%	3.58%	0.55%	4.12%	0.00%	3.38%	6.12%	4.11%	5.16%		4.28%		4.04%	3.32%	3.33%	3.96%
Apr 2021	3.29%	0.27%	3.56%	0.78%	4.34%	0.00%	3.58%	5.58%	4.02%	5.78%		4.36%		4.46%	1.87%	4.66%	4.32%
Mar 2021	3.42%	0.35%	3.76%	0.80%	4.56%	0.00%	4.04%	6.29%	4.12%	6.04%		4.70%		4.48%	3.40%	4.66%	4.43%
Feb 2021	3.47%	0.52%	3.98%	1.99%	5.97%	0.00%	4.73%	6.79%	5.71%	10.36%		6.23%		5.36%	5.60%	9.56%	5.70%
Jan 2021	3.69%	0.23%	3.91%	3.96%	7.87%	3.07%	6.82%	10.37%	6.86%	12.28%		8.24%		7.41%	6.64%	8.98%	7.47%
2021	3.86%	0.39%	4.25%	1.34%	5.59%	2.13%	5.28%	7.85%	5.41%	7.39%		5.90%		5.21%	4.22%	6.51%	5.25%

Year / Month	Certified absence	Self-certified absence	Non Covid-19 absence	Covid-19 absence	Total absence rate	Avista Dublin	Central Remedial Clinic	Incorporated Orthopaedic Hospital	St Francis	St. Michael's House, Dublin	St. Vincent's, Fairview	Section 38 Voluntary Agencies
Sep 2024	4.18%	0.44%	4.62%	0.26%	4.87%	3.87%	7.13%	4.37%	3.16%	5.69%	3.01%	4.87%
Aug 2024	4.03%	0.35%	4.38%	0.61%	4.99%	4.28%	6.40%	4.81%	4.39%	5.58%	2.83%	4.99%
Jul 2024	4.07%	0.40%	4.47%	0.92%	5.39%	4.47%	5.23%	5.41%	6.60%	6.13%	3.66%	5.39%
Jun 2024	3.94%	0.40%	4.35%	0.68%	5.02%	4.50%	6.48%	4.04%	4.07%	5.60%	2.96%	5.02%
May 2024	3.95%	0.41%	4.36%	0.17%	4.53%	3.82%	5.42%	4.87%	5.03%	4.95%	2.74%	4.53%
Apr 2024	4.27%	0.46%	4.73%	0.11%	4.84%	3.93%	5.68%	5.19%	4.61%	5.49%	3.00%	4.84%
Mar 2024	4.16%	0.38%	4.54%	0.10%	4.64%	3.41%	4.78%	7.01%	4.27%	4.97%	6.01%	4.64%
Feb 2024	4.32%	0.53%	4.84%	0.27%	5.11%	4.13%	4.86%	7.15%	5.48%	5.73%	2.39%	5.11%
Jan 2024	4.13%	0.56%	4.69%	0.48%	5.17%	5.40%	5.19%	5.99%		5.07%	3.03%	5.17%
2024	4.12%	0.44%	4.55%	0.40%	4.95%	4.21%	5.66%	5.42%	4.70%	5.45%	3.29%	4.95%
Dec 2023	4.68%	0.55%	5.23%	0.60%	5.83%	5.52%	5.23%	7.61%		5.97%	4.65%	5.83%
Nov 2023	4.29%	0.53%	4.81%	0.32%	5.13%	5.10%	4.14%	5.31%		5.31%	5.36%	5.13%
Oct 2023	4.23%	0.48%	4.71%	0.57%	5.29%	5.41%	4.63%	5.15%		5.28%	6.36%	5.29%
Sep 2023	4.38%	0.39%	4.77%	0.70%	5.47%	4.80%	5.44%	5.26%		5.92%	5.69%	5.47%
Aug 2023	3.97%	0.31%	4.28%	0.51%	4.80%	4.69%	5.02%	4.43%		5.12%	2.41%	4.80%
Jul 2023	4.03%	0.42%	4.45%	0.33%	4.79%	5.56%	4.07%	3.39%		4.82%	2.99%	4.79%
Jun 2023	4.19%	0.53%	4.73%	0.30%	5.02%	5.58%	4.04%	4.97%		5.04%	3.07%	5.02%
May 2023	3.94%	0.49%	4.43%	0.37%	4.81%	4.37%	5.16%	5.85%		5.10%	2.54%	4.81%
Apr 2023	3.87%	0.44%	4.32%	0.40%	4.71%	3.95%	6.01%	3.96%		5.26%	3.55%	4.71%
Mar 2023	4.25%	0.48%	4.73%	0.54%	5.27%	4.46%	5.74%	5.30%		5.80%	4.87%	5.27%
Feb 2023	3.63%	0.29%	3.92%	0.45%	4.37%	4.82%	3.92%	5.30%		4.13%	3.62%	4.37%
Jan 2023	3.76%	0.46%	4.22%	0.60%	4.82%	4.83%	4.05%	5.15%		5.06%	3.20%	4.82%
2023	4.09%	0.45%	4.54%	0.47%	5.02%	4.92%	4.78%	5.10%		5.21%	3.94%	5.02%
Dec 2022	4.26%	0.56%	4.82%	1.34%	6.16%	6.32%	5.25%	10.64%		5.56%	4.94%	6.16%
Nov 2022	3.25%	0.41%	3.66%	0.57%	4.23%	5.04%	3.41%	5.51%		3.82%	3.98%	4.23%
Oct 2022	3.69%	0.37%	4.07%	0.62%	4.69%	5.64%	3.66%	4.76%		4.33%	4.35%	4.69%
Sep 2022	4.11%	0.50%	4.61%	0.45%	5.06%	5.15%	2.25%	4.92%		5.57%	5.31%	5.06%
Aug 2022	3.47%	0.33%	3.81%	0.94%	4.75%	4.89%	2.87%	4.36%		5.22%	3.44%	4.75%
Jul 2022	3.95%	0.36%	4.31%	1.30%	5.61%	6.61%	4.20%	7.20%		5.10%	2.95%	5.61%
Jun 2022	4.13%	0.37%	4.50%	1.11%	5.61%	5.41%	3.36%	7.79%		5.69%	7.07%	5.61%
May 2022	3.87%	0.34%	4.21%	0.71%	4.91%	5.56%	3.26%	6.73%		4.47%	4.21%	4.91%
Apr 2022	4.19%	0.34%	4.53%	1.51%	6.04%	6.76%	3.33%	6.72%		5.81%	6.42%	6.04%
Mar 2022	4.67%	0.31%	4.97%	3.03%	8.00%	7.97%	5.90%	15.99%		7.21%	7.31%	8.00%
Feb 2022	4.02%	0.37%	4.39%	2.04%	6.44%	7.54%	4.69%	16.10%		5.06%	3.55%	6.44%
Jan 2022	3.63%	0.30%	3.93%	3.81%	7.75%	9.81%	4.10%	9.20%		6.79%	6.57%	7.75%
2022	3.92%	0.38%	4.30%	1.44%	5.74%	6.39%	3.85%	8.20%		5.30%	5.05%	5.74%
Dec 2021	3.92%	0.32%	4.24%	2.26%	6.49%	7.14%	3.57%	6.77%		6.24%	7.51%	6.49%
Nov 2021	3.95%	0.51%	4.47%	2.14%	6.61%	6.60%	5.22%	7.43%		6.76%	6.86%	6.61%
Oct 2021	4.22%	0.31%	4.53%	1.19%	5.72%	6.13%	4.13%	6.84%		5.76%	3.50%	5.72%
Sep 2021	4.09%	0.26%	4.35%	0.69%	5.04%	4.84%	2.37%	7.92%		5.39%	4.13%	5.04%
Aug 2021	3.91%	0.29%	4.20%	0.65%	4.85%	4.39%	2.43%	8.57%		5.24%	3.64%	4.85%
Jul 2021	3.87%	0.31%	4.18%	0.40%	4.58%	4.44%	2.62%	4.29%		5.33%	2.75%	4.58%
Jun 2021	3.26%	0.31%	3.56%	0.44%	4.00%	4.03%	1.54%	5.07%		4.56%	2.11%	4.00%
May 2021	3.19%	0.25%	3.43%	0.53%	3.96%	4.18%	3.23%	3.33%		4.07%	3.32%	3.96%
Apr 2021	3.21%	0.20%	3.41%	0.91%	4.32%	4.33%	1.33%	4.66%		5.11%	1.87%	4.32%
Mar 2021	3.33%	0.29%	3.63%	0.80%	4.43%	4.52%	1.11%	4.66%		5.09%	3.40%	4.43%
Feb 2021	3.15%	0.59%	3.74%	1.97%	5.70%	5.81%	1.64%	9.56%		5.74%	5.60%	5.70%
Jan 2021	3.43%	0.19%	3.62%	3.85%	7.47%	7.29%	3.14%	8.98%		8.28%	6.64%	7.47%
2021	3.62%	0.32%	3.94%	1.31%	5.25%	5.30%	2.70%	6.51%		5.61%	4.22%	5.25%