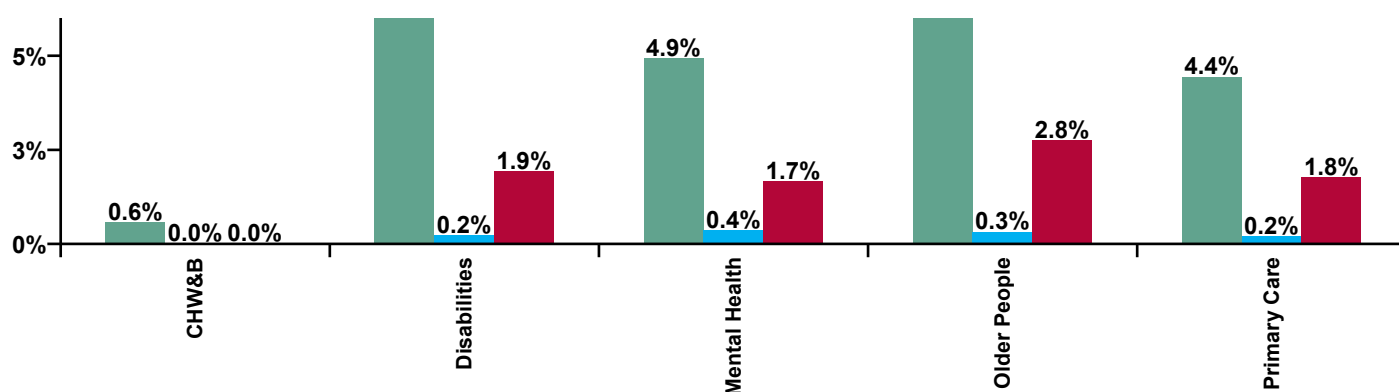


## October 2020

CHO 1 Absence Rate - by Staff Category: Oct 2020	Certified absence	Self-certified absence	COVID-19 absence	Total absence rate	Certified	Self-certified	COVID-19
<b>CHO 1</b>	<b>5.7%</b>	<b>0.3%</b>	<b>2.0%</b>	<b>8.0%</b>	<b>71.2%</b>	<b>3.3%</b>	<b>25.4%</b>
Medical & Dental	4.6%	0.1%	1.3%	6.1%	76.4%	2.2%	21.4%
Nursing & Midwifery	6.4%	0.3%	2.4%	9.1%	70.5%	3.5%	26.0%
Health & Social Care Professionals	4.2%	0.1%	0.8%	5.1%	81.8%	2.9%	15.3%
Management & Administrative	3.9%	0.1%	1.4%	5.4%	71.7%	2.4%	25.9%
General Support	4.6%	0.3%	2.4%	7.2%	63.2%	4.1%	32.8%
Patient & Client Care	6.5%	0.3%	2.3%	9.2%	71.1%	3.4%	25.5%

CHO 1 Absence Rate - by Care Group: Oct 2020	Certified absence	Self-certified absence	COVID-19 absence	Total absence rate	Certified	Self-certified	COVID-19
<b>CHO 1</b>	<b>5.7%</b>	<b>0.3%</b>	<b>2.0%</b>	<b>8.0%</b>	<b>71.2%</b>	<b>3.3%</b>	<b>25.4%</b>
Community Health & Wellbeing	0.6%			0.6%	100.0%	0.0%	0.0%
Disabilities	6.4%	0.2%	1.9%	8.6%	75.0%	2.5%	22.4%
Older People	6.7%	0.3%	2.8%	9.7%	68.5%	3.3%	28.2%
Mental Health	4.9%	0.4%	1.7%	6.9%	70.9%	5.2%	23.8%
Primary Care	4.4%	0.2%	1.8%	6.4%	69.2%	3.2%	27.6%

Certified, self-certified & COVID-19: Oct 2020

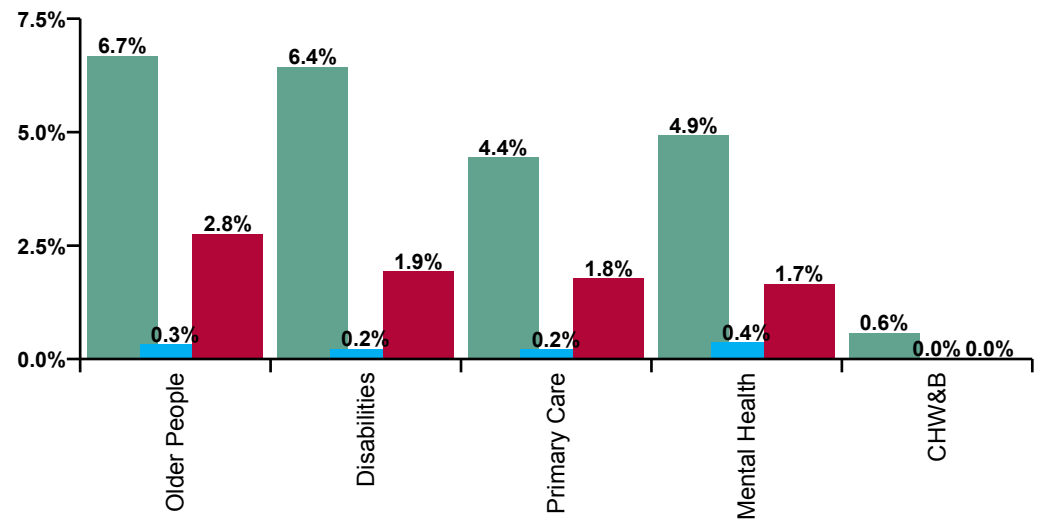
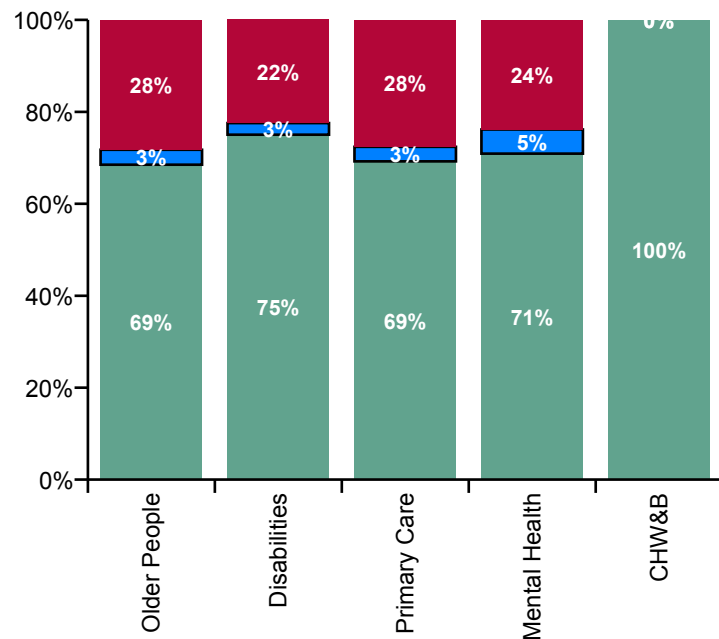


Legend

Certified absence
Self-certified absence
COVID-19 absence



CHO 1 Overall Absence Rate - by Care Group & Staff Category: Oct 2020	Medical & Dental	Nursing & Midwifery	Health & Social Care Professionals	Management & Administrative	General Support	Patient & Client Care	Certified absence	Self-certified absence	COVID-19 absence	Total absence
<b>CHO 1</b>	<b>6.1%</b>	<b>9.1%</b>	<b>5.1%</b>	<b>5.4%</b>	<b>7.2%</b>	<b>9.2%</b>	<b>5.7%</b>	<b>0.3%</b>	<b>2.0%</b>	<b>8.0%</b>
CHW&B		0.0%	0.0%	0.7%			0.6%	0.0%	0.0%	<b>0.6%</b>
Disabilities	0.0%	10.2%	7.3%	3.8%	5.1%	8.5%	6.4%	0.2%	1.9%	<b>8.6%</b>
Older People	0.0%	8.6%	6.6%	5.9%	12.7%	10.9%	6.7%	0.3%	2.8%	<b>9.7%</b>
Mental Health	8.5%	8.2%	4.5%	5.1%	3.7%	6.4%	4.9%	0.4%	1.7%	<b>6.9%</b>
Primary Care	4.9%	9.4%	4.6%	6.0%	3.6%	6.5%	4.4%	0.2%	1.8%	<b>6.4%</b>



Certified absence

Self-certified absence

COVID-19 absence



## CHO 1 Absence Rate - by Care Group, Staff Category & Absence type: Oct 2020

Community Health & Wellbeing by Staff Category Oct 2020	Certified absence	Self-certified absence	COVID-19 absence	Total absence	Certified	Self-certified	COVID-19
<b>Total</b>	<b>0.6%</b>	<b>0.0%</b>	<b>0.0%</b>	<b>0.6%</b>	<b>100.0%</b>	<b>0.0%</b>	<b>0.0%</b>

Disabilities by Staff Category Oct 2020	Certified absence	Self-certified absence	COVID-19 absence	Total absence	Certified	Self-certified	COVID-19
<b>Total</b>	<b>6.4%</b>	<b>0.2%</b>	<b>1.9%</b>	<b>8.6%</b>	<b>75.0%</b>	<b>2.5%</b>	<b>22.4%</b>
Medical & Dental				<b>0.0%</b>			
Nursing & Midwifery	8.1%	0.2%	1.8%	<b>10.2%</b>	79.8%	2.4%	17.8%
Health & Social Care Professionals	4.9%	0.3%	2.1%	<b>7.3%</b>	66.9%	3.9%	29.2%
Management & Administrative	2.7%	0.1%	1.1%	<b>3.8%</b>	69.7%	1.4%	28.9%
General Support	2.4%	0.3%	2.5%	<b>5.1%</b>	46.0%	5.6%	48.4%
Patient & Client Care	6.3%	0.2%	2.0%	<b>8.5%</b>	73.7%	2.4%	23.8%

Older People by Staff Category Oct 2020	Certified absence	Self-certified absence	COVID-19 absence	Total absence	Certified	Self-certified	COVID-19
<b>Total</b>	<b>6.7%</b>	<b>0.3%</b>	<b>2.8%</b>	<b>9.7%</b>	<b>68.5%</b>	<b>3.3%</b>	<b>28.2%</b>
Medical & Dental				<b>0.0%</b>			
Nursing & Midwifery	5.9%	0.2%	2.4%	<b>8.6%</b>	69.0%	2.5%	28.5%
Health & Social Care Professionals	5.9%	0.0%	0.7%	<b>6.6%</b>	89.7%	0.0%	10.3%
Management & Administrative	5.0%	0.0%	0.9%	<b>5.9%</b>	84.4%	0.8%	14.9%
General Support	9.1%	0.2%	3.4%	<b>12.7%</b>	71.9%	1.4%	26.7%
Patient & Client Care	7.1%	0.5%	3.3%	<b>10.9%</b>	65.3%	4.4%	30.2%

Mental Health by Staff Category Oct 2020	Certified absence	Self-certified absence	COVID-19 absence	Total absence	Certified	Self-certified	COVID-19
<b>Total</b>	<b>4.9%</b>	<b>0.4%</b>	<b>1.7%</b>	<b>6.9%</b>	<b>70.9%</b>	<b>5.2%</b>	<b>23.8%</b>
Medical & Dental	6.4%	0.2%	1.9%	<b>8.5%</b>	75.6%	2.2%	22.2%
Nursing & Midwifery	5.6%	0.5%	2.1%	<b>8.2%</b>	68.3%	5.9%	25.8%
Health & Social Care Professionals	3.9%	0.1%	0.5%	<b>4.5%</b>	86.3%	3.2%	10.5%
Management & Administrative	3.1%	0.4%	1.6%	<b>5.1%</b>	60.8%	7.2%	32.0%
General Support	2.0%	0.3%	1.5%	<b>3.7%</b>	52.9%	8.0%	39.2%
Patient & Client Care	5.9%	0.1%	0.3%	<b>6.4%</b>	92.7%	2.3%	5.0%

Primary Care by Staff Category Oct 2020	Certified absence	Self-certified absence	COVID-19 absence	Total absence	Certified	Self-certified	COVID-19
<b>Total</b>	<b>4.4%</b>	<b>0.2%</b>	<b>1.8%</b>	<b>6.4%</b>	<b>69.2%</b>	<b>3.2%</b>	<b>27.6%</b>
Medical & Dental	3.8%	0.1%	1.0%	<b>4.9%</b>	77.6%	2.3%	20.1%
Nursing & Midwifery	5.6%	0.3%	3.5%	<b>9.4%</b>	59.3%	3.2%	37.5%
Health & Social Care Professionals	4.0%	0.1%	0.5%	<b>4.6%</b>	85.9%	2.8%	11.3%
Management & Administrative	4.3%	0.1%	1.6%	<b>6.0%</b>	70.9%	1.8%	27.3%
General Support	1.5%	0.5%	1.6%	<b>3.6%</b>	41.9%	13.8%	44.4%
Patient & Client Care	5.4%	0.2%	0.9%	<b>6.5%</b>	82.9%	3.5%	13.6%



CHO 1 Absence Rate - by Staff Category & Care Group	CHW&B	Disabilities	Mental Health	Older People	Primary Care	Total absence	Certified absence	Self-certified absence	COVID-19 absence
CHO 1: 2020 overall	0.5%	7.1%	6.9%	8.9%	5.8%	7.2%	5.7%	0.3%	1.2%
Medical & Dental		0.0%	4.0%	2.4%	3.4%	3.6%	2.4%	0.1%	1.0%
Nursing & Midwifery	0.0%	8.2%	7.2%	8.7%	7.1%	7.8%	6.1%	0.3%	1.4%
Health & Social Care Professionals	0.0%	4.1%	5.4%	3.6%	5.6%	5.2%	4.2%	0.2%	0.8%
Management & Administrative	0.5%	2.9%	7.1%	5.5%	5.9%	5.5%	4.5%	0.2%	0.8%
General Support		5.3%	6.7%	10.3%	3.9%	7.2%	6.1%	0.2%	0.9%
Patient & Client Care	1.4%	7.3%	9.8%	9.7%	5.3%	8.2%	6.4%	0.4%	1.5%
Total October:	0.6%	8.6%	6.9%	9.7%	6.4%	8.0%	5.7%	0.3%	2.0%
Medical & Dental		0.0%	8.5%	0.0%	4.9%	6.1%	4.6%	0.1%	1.3%
Nursing & Midwifery	0.0%	10.2%	8.2%	8.6%	9.4%	9.1%	6.4%	0.3%	2.4%
Health & Social Care Professionals	0.0%	7.3%	4.5%	6.6%	4.6%	5.1%	4.2%	0.1%	0.8%
Management & Administrative	0.7%	3.8%	5.1%	5.9%	6.0%	5.4%	3.9%	0.1%	1.4%
General Support		5.1%	3.7%	12.7%	3.6%	7.2%	4.6%	0.3%	2.4%
Patient & Client Care		8.5%	6.4%	10.9%	6.5%	9.2%	6.5%	0.3%	2.3%
Total September:	0.7%	7.6%	6.7%	9.2%	6.0%	7.4%	6.1%	0.3%	1.0%
Medical & Dental		0.0%	5.4%	0.0%	3.9%	4.2%	2.9%	0.1%	1.1%
Nursing & Midwifery		9.6%	6.6%	8.2%	7.0%	7.9%	6.5%	0.3%	1.1%
Health & Social Care Professionals		6.1%	6.4%	5.7%	5.7%	5.9%	5.0%	0.2%	0.7%
Management & Administrative	0.7%	3.2%	6.5%	6.5%	5.9%	5.6%	5.0%	0.3%	0.4%
General Support		5.6%	5.7%	11.9%	2.7%	7.3%	6.5%	0.3%	0.4%
Patient & Client Care		7.3%	9.6%	10.1%	8.1%	8.6%	6.9%	0.4%	1.3%
Total August:	0.0%	7.0%	6.2%	7.8%	5.1%	6.7%	5.9%	0.3%	0.5%
Medical & Dental		0.0%	4.8%	0.0%	2.6%	3.3%	2.4%	0.1%	0.7%
Nursing & Midwifery		7.9%	6.5%	6.5%	5.7%	6.8%	6.0%	0.3%	0.5%
Health & Social Care Professionals		4.6%	6.6%	0.3%	4.8%	4.9%	4.5%	0.1%	0.3%
Management & Administrative	0.0%	2.8%	5.2%	5.9%	5.3%	5.0%	4.7%	0.1%	0.2%
General Support		7.3%	4.6%	10.4%	2.5%	6.7%	6.5%	0.2%	0.1%
Patient & Client Care	0.0%	7.1%	9.1%	8.8%	8.1%	7.9%	6.7%	0.4%	0.9%
Total July:	0.0%	6.1%	6.0%	7.2%	4.5%	6.0%	5.4%	0.3%	0.4%
Medical & Dental		0.0%	2.8%	3.1%	1.3%	2.0%	1.6%	0.1%	0.4%
Nursing & Midwifery		6.9%	6.6%	5.7%	6.3%	6.4%	5.9%	0.3%	0.3%
Health & Social Care Professionals		2.1%	4.1%	0.0%	4.1%	3.5%	3.2%	0.1%	0.2%
Management & Administrative	0.0%	1.8%	4.6%	5.8%	4.0%	4.0%	3.6%	0.1%	0.2%
General Support		6.1%	7.4%	10.8%	2.6%	7.2%	6.6%	0.2%	0.4%
Patient & Client Care	0.0%	6.5%	9.1%	8.0%	5.4%	7.2%	6.3%	0.3%	0.6%
Total June:	0.0%	5.6%	5.5%	7.4%	4.5%	5.8%	5.2%	0.2%	0.4%
Medical & Dental		0.0%	0.1%	4.3%	1.3%	1.0%	0.9%	0.1%	
Nursing & Midwifery		5.5%	5.5%	7.4%	6.2%	6.1%	5.4%	0.3%	0.3%
Health & Social Care Professionals		1.8%	2.4%	1.3%	4.6%	3.4%	3.1%	0.2%	0.1%
Management & Administrative	0.0%	1.5%	5.5%	4.1%	4.4%	4.0%	3.7%	0.1%	0.2%
General Support		4.3%	8.1%	9.5%	2.7%	6.7%	6.5%	0.1%	
Patient & Client Care	0.0%	6.8%	12.0%	7.7%	2.8%	7.2%	6.3%	0.2%	0.7%
Total May:	0.0%	6.2%	6.1%	12.1%	5.1%	7.5%	5.6%	0.2%	1.6%
Medical & Dental		0.0%	1.2%	4.3%	3.2%	2.4%	1.4%	0.1%	0.9%
Nursing & Midwifery		6.6%	6.0%	12.4%	6.4%	7.8%	5.7%	0.3%	1.8%
Health & Social Care Professionals		2.0%	3.7%	0.0%	4.8%	3.7%	3.0%	0.1%	0.6%
Management & Administrative	0.0%	2.4%	7.1%	5.2%	5.7%	5.3%	4.3%	0.1%	0.9%
General Support		4.8%	7.8%	10.2%	4.0%	7.3%	6.0%	0.1%	1.2%
Patient & Client Care	0.0%	7.0%	11.7%	14.0%	2.2%	9.7%	7.2%	0.2%	2.2%
Total April:	0.0%	8.8%	8.7%	14.8%	7.7%	10.1%	6.0%	0.1%	3.9%
Medical & Dental		0.0%	6.1%	3.9%	5.2%	5.4%	2.3%	0.0%	3.1%
Nursing & Midwifery		9.7%	9.2%	17.3%	10.1%	11.4%	6.5%	0.1%	4.8%
Health & Social Care Professionals		4.1%	4.7%	3.7%	7.3%	5.9%	3.6%	0.0%	2.3%
Management & Administrative	0.0%	3.2%	10.4%	7.3%	8.0%	7.4%	4.9%	0.1%	2.5%
General Support		5.3%	6.7%	14.1%	4.9%	8.8%	6.6%	0.1%	2.1%
Patient & Client Care	0.0%	9.7%	13.3%	15.4%	4.8%	11.8%	6.9%	0.2%	4.6%
Total March:	0.0%	9.2%	9.8%	8.1%	8.5%	8.8%	6.1%	0.3%	2.5%
Medical & Dental		0.0%	9.0%	4.4%	5.6%	6.9%	4.3%	0.1%	2.5%
Nursing & Midwifery		10.7%	10.2%	8.2%	9.7%	9.8%	6.6%	0.3%	2.8%
Health & Social Care Professionals		7.0%	7.3%	6.0%	9.7%	8.5%	5.2%	0.1%	3.1%
Management & Administrative	0.0%	5.3%	11.1%	5.8%	7.7%	7.5%	5.6%	0.2%	1.7%
General Support		5.0%	8.3%	10.7%	7.9%	8.6%	6.5%	0.3%	1.8%
Patient & Client Care	0.0%	9.3%	10.5%	8.0%	6.8%	8.7%	6.0%	0.3%	2.4%
Total February:	0.9%	5.5%	6.2%	6.1%	4.8%	5.6%	5.2%	0.4%	
Medical & Dental		0.0%	1.3%	2.9%	3.3%	2.3%	2.1%	0.3%	
Nursing & Midwifery		7.2%	6.3%	6.3%	5.2%	6.4%	5.8%	0.6%	
Health & Social Care Professionals		2.8%	6.0%	7.0%	4.8%	4.9%	4.6%	0.3%	
Management & Administrative	0.9%	4.0%	8.5%	3.8%	5.2%	5.3%	5.0%	0.3%	
General Support		3.6%	7.3%	7.0%	4.4%	5.9%	5.6%	0.3%	
Patient & Client Care	0.0%	4.9%	6.9%	6.2%	4.2%	5.4%	5.0%	0.5%	
Total January:	1.5%	6.2%	6.7%	6.4%	5.1%	6.1%	5.5%	0.6%	
Medical & Dental		0.0%	0.8%	0.9%	3.2%	1.9%	1.8%	0.1%	
Nursing & Midwifery		7.6%	6.6%	6.0%	4.9%	6.4%	5.9%	0.6%	
Health & Social Care Professionals	0.0%	3.6%	8.7%	4.8%	5.3%	5.7%	5.1%	0.6%	
Management & Administrative	1.4%	1.6%	6.9%	4.8%	6.3%	5.3%	4.9%	0.4%	
General Support		6.4%	7.4%	6.3%	4.1%	6.1%	5.6%	0.5%	
Patient & Client Care	9.3%	6.0%	9.6%	7.3%	3.0%	6.5%	5.8%	0.7%	
CHO 1: 2019 overall		7.2%	6.1%	6.1%	5.8%	6.4%	5.9%	0.5%	
Medical & Dental		0.6%	1.5%	0.0%	2.2%	1.7%	1.5%	0.2%	
Nursing & Midwifery		9.7%	6.3%	5.5%	7.4%	7.2%	6.6%	0.6%	
Health & Social Care Professionals		3.1%	5.4%	5.7%	4.8%	4.7%	4.3%	0.4%	
Management & Administrative		1.5%	6.1%	4.6%	5.7%	4.9%	4.6%	0.3%	
General Support		4.7%	8.7%	6.1%	6.7%	6.5%	6.2%	0.3%	
Patient & Client Care		7.2%	7.7%	7.0%	6.0%	7.1%	6.6%	0.4%	