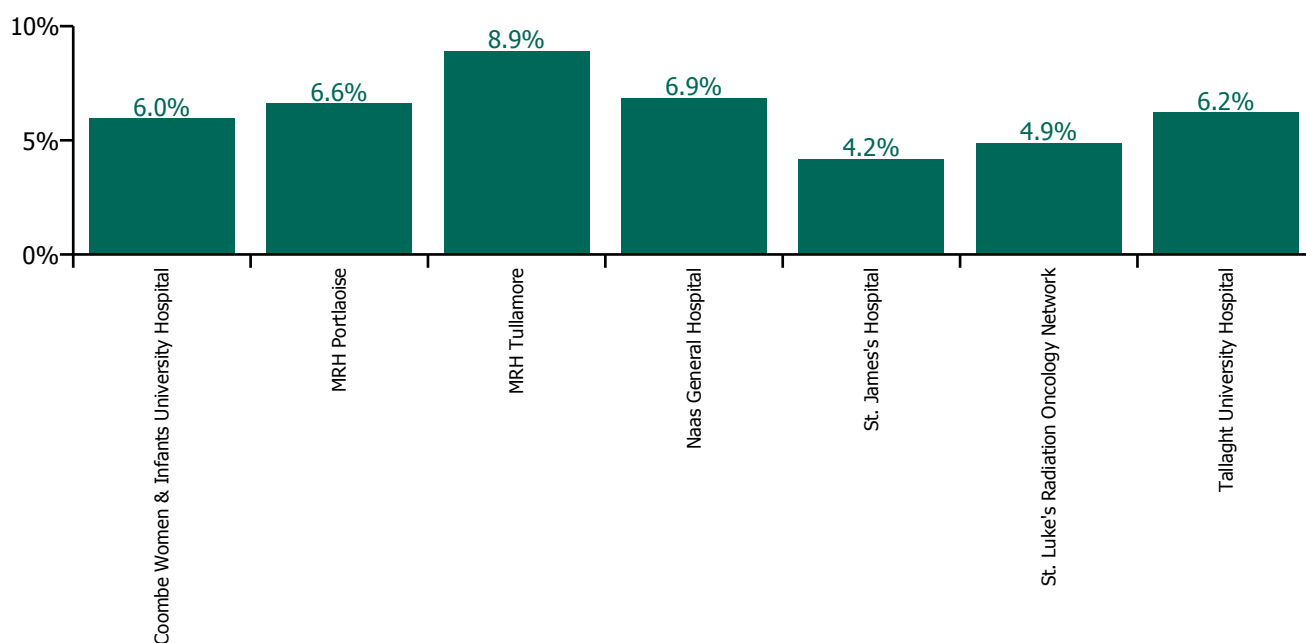


September 2021

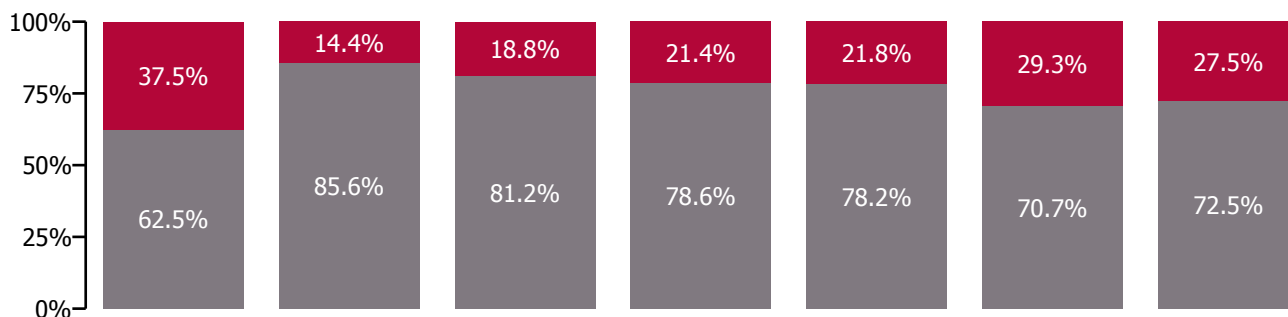
Health Service Absence Rate - by Staff Category: Sep 2021	Certified absence	Self-certified absence	Non Covid-19 absence	Covid-19 absence	Total absence rate	% Non Covid-19 absence	% Covid-19 absence
Dublin Midlands Hospital Group	3.7%	0.6%	4.3%	1.3%	5.6%	76.0%	24.0%
Medical & Dental	1.0%	0.2%	1.1%	0.5%	1.6%	71.4%	28.6%
Nursing & Midwifery	4.0%	0.9%	4.9%	1.7%	6.5%	74.7%	25.3%
Health & Social Care Professionals	2.7%	0.3%	3.0%	1.2%	4.3%	70.7%	29.3%
Management & Administrative	3.6%	0.3%	3.9%	1.1%	5.1%	77.5%	22.5%
General Support	4.7%	0.5%	5.2%	1.6%	6.8%	76.3%	23.7%
Patient & Client Care	7.1%	0.6%	7.7%	1.7%	9.4%	82.3%	17.7%

Health Service Absence Rate - by Hospital: Sep 2021	Certified absence	Self-certified absence	Non Covid-19 absence	Covid-19 absence	Total absence rate	% Non Covid-19 absence	% Covid-19 absence
Dublin Midlands Hospital Group	3.7%	0.6%	4.3%	1.3%	5.6%	76.0%	24.0%
Coombe Women & Infants University Hospital	2.7%	1.0%	3.7%	2.2%	6.0%	62.5%	37.5%
MRH Portlaoise	5.0%	0.7%	5.7%	0.9%	6.6%	85.6%	14.4%
MRH Tullamore	6.7%	0.6%	7.2%	1.7%	8.9%	81.2%	18.8%
Naas General Hospital	4.6%	0.8%	5.4%	1.5%	6.9%	78.6%	21.4%
St. James's Hospital	2.8%	0.5%	3.3%	0.9%	4.2%	78.2%	21.8%
St. Luke's Radiation Oncology Network	3.1%	0.3%	3.4%	1.4%	4.9%	70.7%	29.3%
Tallaght University Hospital	4.1%	0.5%	4.5%	1.7%	6.2%	72.5%	27.5%

Total absence rate

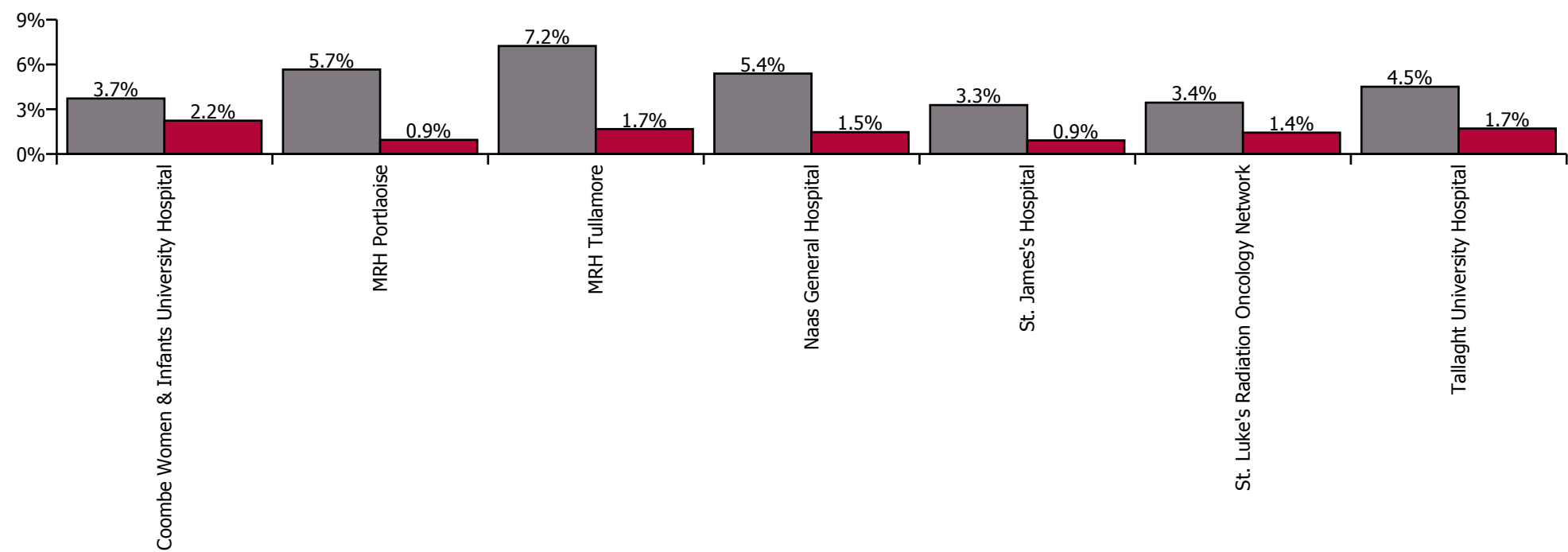


% of Absence Non Covid-19 / Covid-19



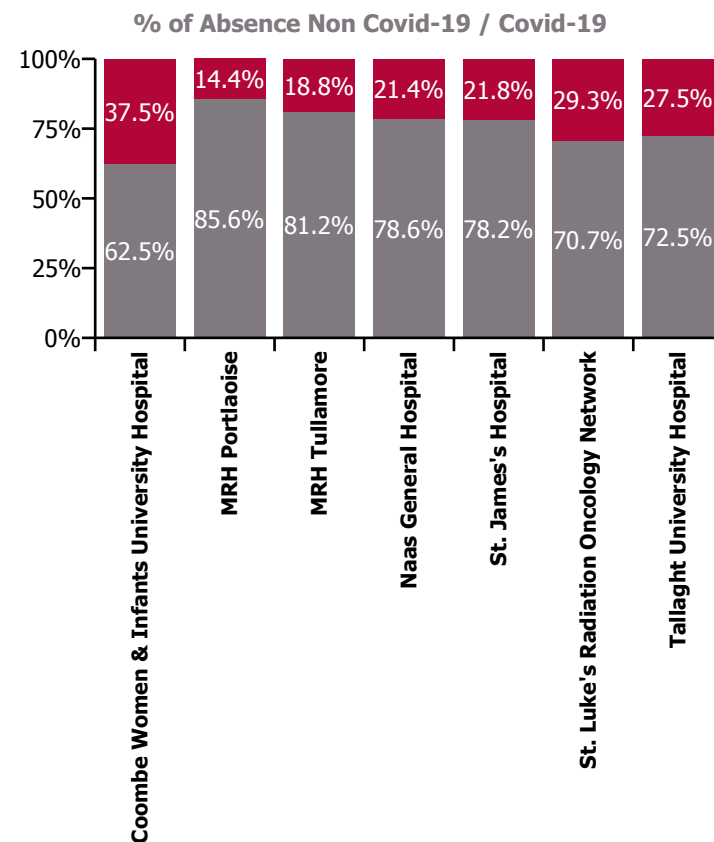
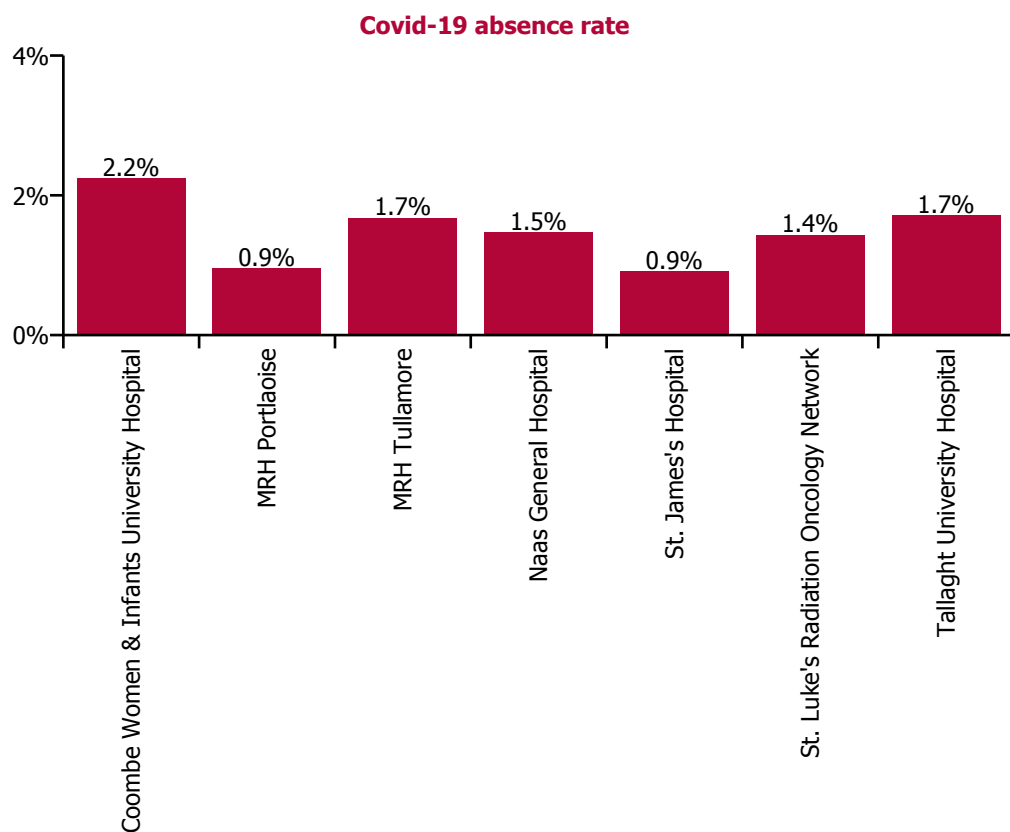
September 2021

Health Service Absence Rate by Hospital: Sep 2021	Medical & Dental	Nursing & Midwifery	Health & Social Care Professionals	Management & Administrative	General Support	Patient & Client Care	Certified absence	Self-certified absence	Non Covid-19 absence	Covid-19 absence	Total absence rate
Dublin Midlands Hospital Group	1.6%	6.5%	4.3%	5.1%	6.8%	9.4%	3.7%	0.6%	4.3%	1.3%	5.6%
Coombe Women & Infants University Hospital	1.8%	9.4%	0.7%	3.9%	4.1%	6.6%	2.7%	1.0%	3.7%	2.2%	6.0%
MRH Portlaoise	1.3%	6.2%	6.4%	11.2%	9.6%	7.7%	5.0%	0.7%	5.7%	0.9%	6.6%
MRH Tullamore	1.8%	8.3%	8.4%	7.6%	12.3%	15.1%	6.7%	0.6%	7.2%	1.7%	8.9%
Naas General Hospital	2.5%	9.5%	3.0%	3.5%	2.8%	10.6%	4.6%	0.8%	5.4%	1.5%	6.9%
St. James's Hospital	0.6%	5.3%	2.9%	3.2%	6.0%	8.0%	2.8%	0.5%	3.3%	0.9%	4.2%
St. Luke's Radiation Oncology Network	1.7%	6.5%	3.1%	2.4%	9.8%	25.5%	3.1%	0.3%	3.4%	1.4%	4.9%
Tallaght University Hospital	3.2%	6.2%	7.0%	7.5%	8.0%	5.8%	4.1%	0.5%	4.5%	1.7%	6.2%



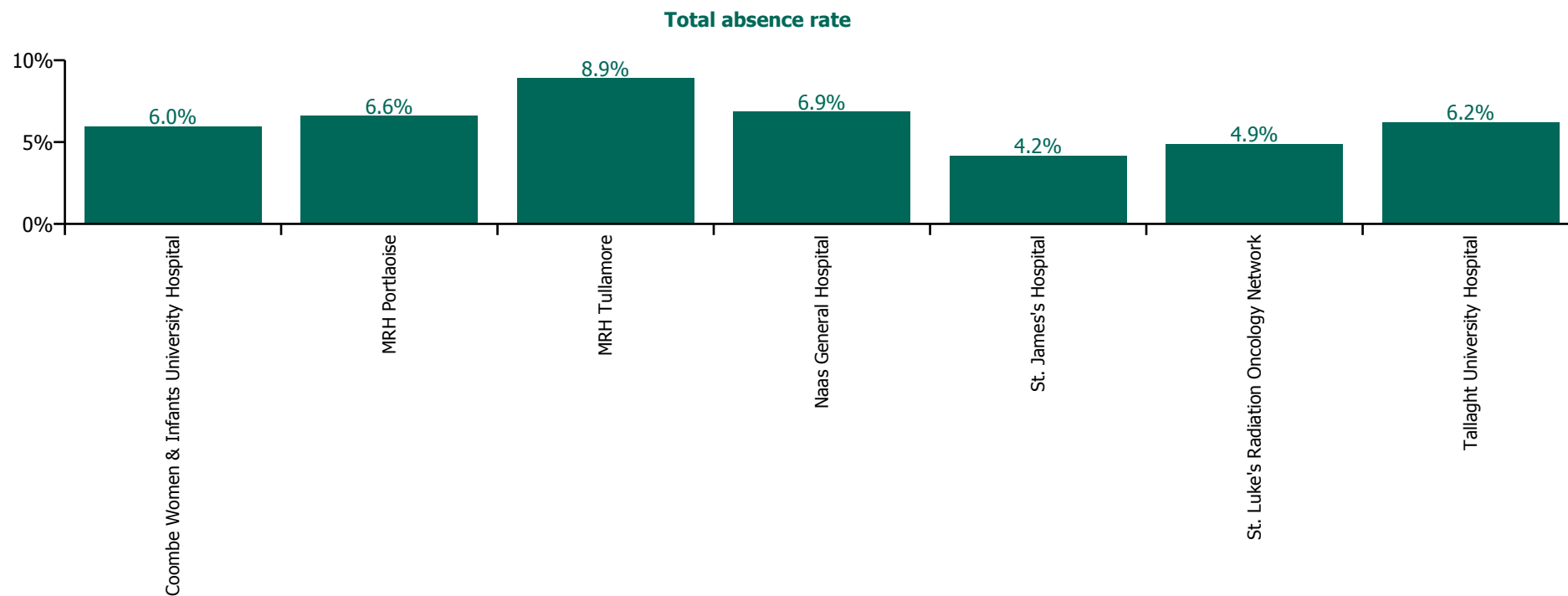
September 2021

Health Service Covid-19 Absence Rate - by Staff Category & Hospital: Sep 2021	Medical & Dental	Nursing & Midwifery	Health & Social Care Professionals	Management & Administrative	General Support	Patient & Client Care	Covid-19 absence	Non Covid-19 absence	Total absence rate
Dublin Midlands Hospital Group	0.5%	1.7%	1.2%	5.1%	1.6%	1.7%	1.3%	4.3%	5.6%
Coombe Women & Infants University Hospital	1.2%	3.7%	0.2%	3.9%	1.0%	4.7%	2.2%	3.7%	6.0%
MRH Portlaoise	0.3%	1.1%	0.2%	11.2%	0.0%	0.3%	0.9%	5.7%	6.6%
MRH Tullamore	0.3%	1.6%	0.5%	7.6%	2.2%	3.7%	1.7%	7.2%	8.9%
Naas General Hospital	0.1%	2.1%	1.1%	3.5%	1.0%	2.3%	1.5%	5.4%	6.9%
St. James's Hospital	0.1%	1.2%	1.1%	3.2%	1.7%	0.5%	0.9%	3.3%	4.2%
St. Luke's Radiation Oncology Network	0.0%	0.8%	1.6%	2.4%	1.9%	11.1%	1.4%	3.4%	4.9%
Tallaght University Hospital	1.3%	1.8%	2.1%	7.5%	2.1%	0.8%	1.7%	4.5%	6.2%



September 2021

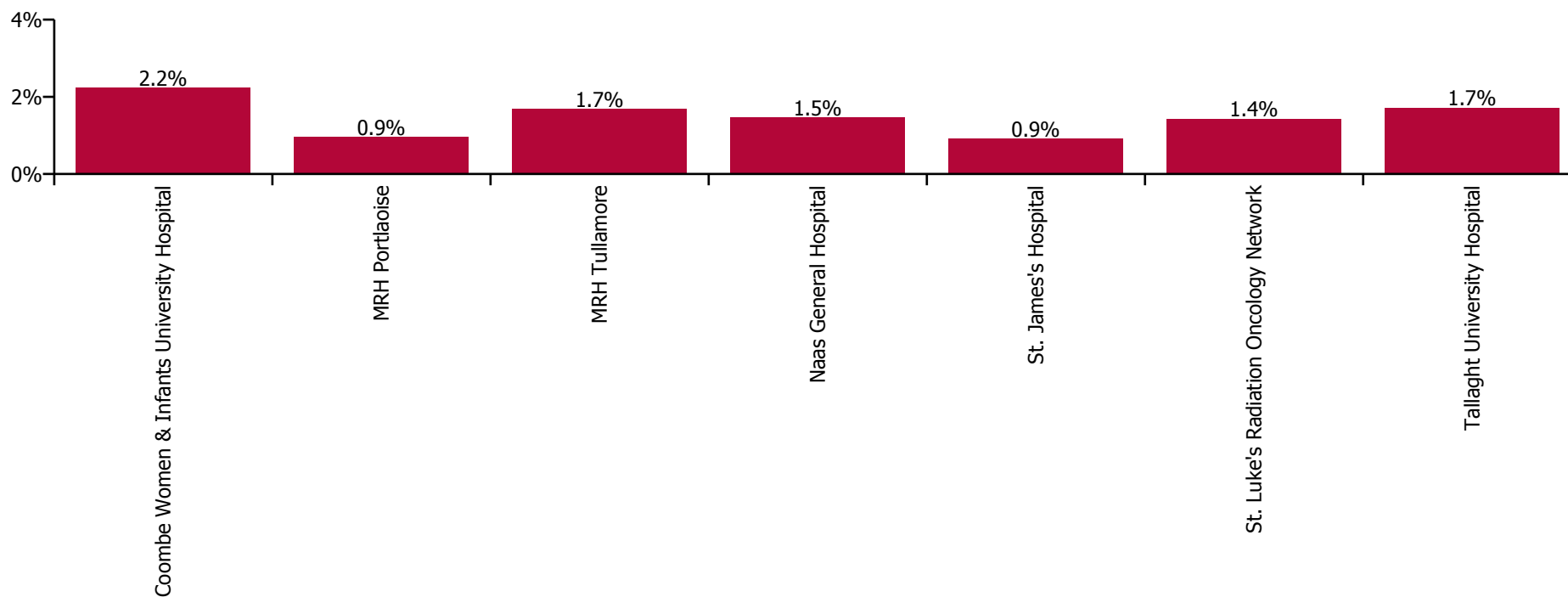
Health Service Absence Rate - by Ho[pital & Staff Category: Sep 2021	Medical & Dental	Nursing & Midwifery	Health & Social Care Professionals	Management & Administrative	General Support	Patient & Client Care	Certified absence	Self-certified absence	Non Covid-19 absence	Covid-19 absence	Total absence rate
Dublin Midlands Hospital Group	1.6%	6.5%	4.3%	5.1%	6.8%	9.4%	3.7%	0.6%	4.3%	1.3%	5.6%
Coombe Women & Infants University Hospital	1.8%	9.4%	0.7%	3.9%	4.1%	6.6%	2.7%	1.0%	3.7%	2.2%	6.0%
MRH Portlaoise	1.3%	6.2%	6.4%	11.2%	9.6%	7.7%	5.0%	0.7%	5.7%	0.9%	6.6%
MRH Tullamore	1.8%	8.3%	8.4%	7.6%	12.3%	15.1%	6.7%	0.6%	7.2%	1.7%	8.9%
Naas General Hospital	2.5%	9.5%	3.0%	3.5%	2.8%	10.6%	4.6%	0.8%	5.4%	1.5%	6.9%
St. James's Hospital	0.6%	5.3%	2.9%	3.2%	6.0%	8.0%	2.8%	0.5%	3.3%	0.9%	4.2%
St. Luke's Radiation Oncology Network	1.7%	6.5%	3.1%	2.4%	9.8%	25.5%	3.1%	0.3%	3.4%	1.4%	4.9%
Tallaght University Hospital	3.2%	6.2%	7.0%	7.5%	8.0%	5.8%	4.1%	0.5%	4.5%	1.7%	6.2%



September 2021

Health Service Covid-19 Absence Rate - by Staff Category & Hospital: Sep 2021	Medical & Dental	Nursing & Midwifery	Health & Social Care Professionals	Management & Administrative	General Support	Patient & Client Care	Covid-19 absence	Non Covid-19 absence	Total absence rate
Dublin Midlands Hospital Group	0.5%	1.7%	1.2%	5.1%	1.6%	1.7%	1.3%	4.3%	5.6%
Coombe Women & Infants University Hospital	1.2%	3.7%	0.2%	3.9%	1.0%	4.7%	2.2%	3.7%	6.0%
MRH Portlaoise	0.3%	1.1%	0.2%	11.2%	0.0%	0.3%	0.9%	5.7%	6.6%
MRH Tullamore	0.3%	1.6%	0.5%	7.6%	2.2%	3.7%	1.7%	7.2%	8.9%
Naas General Hospital	0.1%	2.1%	1.1%	3.5%	1.0%	2.3%	1.5%	5.4%	6.9%
St. James's Hospital	0.1%	1.2%	1.1%	3.2%	1.7%	0.5%	0.9%	3.3%	4.2%
St. Luke's Radiation Oncology Network	0.0%	0.8%	1.6%	2.4%	1.9%	11.1%	1.4%	3.4%	4.9%
Tallaght University Hospital	1.3%	1.8%	2.1%	7.5%	2.1%	0.8%	1.7%	4.5%	6.2%

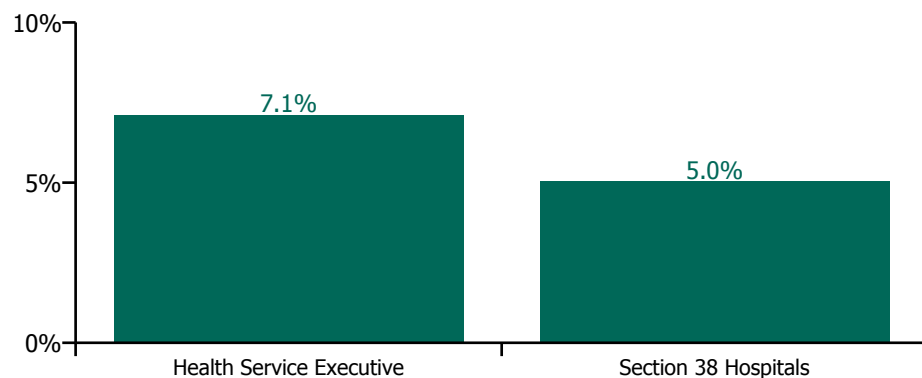
Covid-19 absence rate



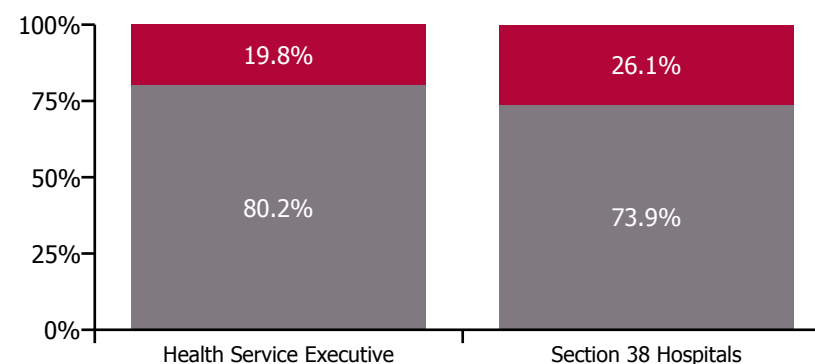
September 2021

Health Service Absence Rate - by Admin & Hospital: Sep 2021	Medical & Dental	Nursing & Midwifery	Health & Social Care Professionals	Management & Administrative	General Support	Patient & Client Care	Certified absence	Self-certified absence	Non Covid-19 absence	Covid-19 absence	Total absence rate
Dublin Midlands Hospital Group	1.6%	6.5%	4.3%	5.1%	6.8%	9.4%	3.7%	0.6%	4.3%	1.3%	5.6%
Health Service Executive	1.8%	7.9%	4.8%	6.1%	9.1%	12.1%	5.1%	0.6%	5.7%	1.4%	7.1%
MRH Portlaoise	1.3%	6.2%	6.4%	11.2%	9.6%	7.7%	5.0%	0.7%	5.7%	0.9%	6.6%
MRH Tullamore	1.8%	8.3%	8.4%	7.6%	12.3%	15.1%	6.7%	0.6%	7.2%	1.7%	8.9%
Naas General Hospital	2.5%	9.5%	3.0%	3.5%	2.8%	10.6%	4.6%	0.8%	5.4%	1.5%	6.9%
St. Luke's Radiation Oncology Network	1.7%	6.5%	3.1%	2.4%	9.8%	25.5%	3.1%	0.3%	3.4%	1.4%	4.9%
Section 38 Hospitals	1.5%	6.1%	4.0%	4.8%	6.2%	7.2%	3.2%	0.6%	3.7%	1.3%	5.0%
Coombe Women & Infants University Hospital	1.8%	9.4%	0.7%	3.9%	4.1%	6.6%	2.7%	1.0%	3.7%	2.2%	6.0%
St. James's Hospital	0.6%	5.3%	2.9%	3.2%	6.0%	8.0%	2.8%	0.5%	3.3%	0.9%	4.2%
Tallaght University Hospital	3.2%	6.2%	7.0%	7.5%	8.0%	5.8%	4.1%	0.5%	4.5%	1.7%	6.2%

Total absence rate



Non Covid-19 & Covid-19 Absence



September 2021

Coombe Women & Infants University Hospital absence by Staff Category	Certified absence	Self-certified absence	Non Covid-19 absence	Covid-19 absence	Total absence rate	% Non Covid-19 absence	% Covid-19 absence
Coombe Women & Infants University Hospital	2.7%	1.0%	3.7%	2.2%	6.0%	62.5%	37.5%
Medical & Dental	0.5%	0.1%	0.6%	1.2%	1.8%	34.3%	65.7%
Nursing & Midwifery	4.0%	1.8%	5.7%	3.7%	9.4%	60.9%	39.1%
Health & Social Care Professionals	0.5%	0.0%	0.5%	0.2%	0.7%	72.7%	27.3%
Management & Administrative	2.9%	0.4%	3.3%	0.6%	3.9%	84.4%	15.6%
General Support	2.3%	0.9%	3.1%	1.0%	4.1%	76.1%	23.9%
Patient & Client Care	1.3%	0.6%	2.0%	4.7%	6.6%	29.7%	70.3%

September 2021

MRH Portlaoise absence by Staff Category	Certified absence	Self-certified absence	Non Covid-19 absence	Covid-19 absence	Total absence rate	% Non Covid-19 absence	% Covid-19 absence
MRH Portlaoise	5.0%	0.7%	5.7%	0.9%	6.6%	85.6%	14.4%
Medical & Dental	0.8%	0.3%	1.0%	0.3%	1.3%	80.0%	20.0%
Nursing & Midwifery	4.2%	0.9%	5.1%	1.1%	6.2%	82.1%	17.9%
Health & Social Care Professionals	5.9%	0.3%	6.2%	0.2%	6.4%	97.2%	2.8%
Management & Administrative	7.5%	0.4%	7.9%	3.3%	11.2%	70.6%	29.4%
General Support	8.8%	0.8%	9.6%	0.0%	9.6%	100.0%	0.0%
Patient & Client Care	6.6%	0.8%	7.4%	0.3%	7.7%	96.1%	3.9%

September 2021

MRH Tullamore absence by Staff Category	Certified absence	Self-certified absence	Non Covid-19 absence	Covid-19 absence	Total absence rate	% Non Covid-19 absence	% Covid-19 absence
MRH Tullamore	6.7%	0.6%	7.2%	1.7%	8.9%	81.2%	18.8%
Medical & Dental	0.9%	0.6%	1.5%	0.3%	1.8%	85.4%	14.6%
Nursing & Midwifery	6.1%	0.5%	6.7%	1.6%	8.3%	80.5%	19.5%
Health & Social Care Professionals	7.4%	0.5%	7.9%	0.5%	8.4%	93.8%	6.2%
Management & Administrative	6.3%	0.5%	6.8%	0.8%	7.6%	89.0%	11.0%
General Support	9.5%	0.6%	10.1%	2.2%	12.3%	82.0%	18.0%
Patient & Client Care	10.7%	0.7%	11.3%	3.7%	15.1%	75.2%	24.8%

September 2021

Naas General Hospital absence by Staff Category	Certified absence	Self-certified absence	Non Covid-19 absence	Covid-19 absence	Total absence rate	% Non Covid-19 absence	% Covid-19 absence
Naas General Hospital	4.6%	0.8%	5.4%	1.5%	6.9%	78.6%	21.4%
Medical & Dental	2.1%	0.3%	2.4%	0.1%	2.5%	95.7%	4.3%
Nursing & Midwifery	6.1%	1.3%	7.4%	2.1%	9.5%	77.9%	22.1%
Health & Social Care Professionals	1.4%	0.5%	1.9%	1.1%	3.0%	63.9%	36.1%
Management & Administrative	3.0%	0.2%	3.2%	0.3%	3.5%	91.8%	8.2%
General Support	0.9%	0.9%	1.8%	1.0%	2.8%	63.7%	36.3%
Patient & Client Care	7.9%	0.4%	8.3%	2.3%	10.6%	78.7%	21.3%

September 2021

St. James's Hospital absence by Staff Category	Certified absence	Self-certified absence	Non Covid-19 absence	Covid-19 absence	Total absence rate	% Non Covid-19 absence	% Covid-19 absence
St. James's Hospital	2.8%	0.5%	3.3%	0.9%	4.2%	78.2%	21.8%
Medical & Dental	0.5%	0.0%	0.5%	0.1%	0.6%	90.6%	9.4%
Nursing & Midwifery	3.2%	1.0%	4.1%	1.2%	5.3%	78.1%	21.9%
Health & Social Care Professionals	1.6%	0.2%	1.8%	1.1%	2.9%	62.9%	37.1%
Management & Administrative	2.1%	0.2%	2.4%	0.8%	3.2%	73.7%	26.3%
General Support	4.1%	0.3%	4.4%	1.7%	6.0%	72.7%	27.3%
Patient & Client Care	6.6%	0.8%	7.5%	0.5%	8.0%	93.5%	6.5%

September 2021

St. Luke's Radiation Oncology Network absence by Staff Category	Certified absence	Self-certified absence	Non Covid-19 absence	Covid-19 absence	Total absence rate	% Non Covid-19 absence	% Covid-19 absence
St. Luke's Radiation Oncology Network	3.1%	0.3%	3.4%	1.4%	4.9%	70.7%	29.3%
Medical & Dental	1.7%	0.1%	1.7%	0.0%	1.7%	100.0%	0.0%
Nursing & Midwifery	5.4%	0.3%	5.7%	0.8%	6.5%	88.2%	11.8%
Health & Social Care Professionals	1.3%	0.3%	1.6%	1.6%	3.1%	50.3%	49.7%
Management & Administrative	1.3%	0.4%	1.7%	0.8%	2.4%	68.5%	31.5%
General Support	7.5%	0.4%	8.0%	1.9%	9.8%	81.0%	19.0%
Patient & Client Care	14.4%	0.0%	14.4%	11.1%	25.5%	56.4%	43.6%

September 2021

Tallaght University Hospital absence by Staff Category	Certified absence	Self-certified absence	Non Covid-19 absence	Covid-19 absence	Total absence rate	% Non Covid-19 absence	% Covid-19 absence
Tallaght University Hospital	4.1%	0.5%	4.5%	1.7%	6.2%	72.5%	27.5%
Medical & Dental	1.5%	0.3%	1.8%	1.3%	3.2%	58.1%	41.9%
Nursing & Midwifery	3.8%	0.5%	4.4%	1.8%	6.2%	70.7%	29.3%
Health & Social Care Professionals	4.5%	0.5%	5.0%	2.1%	7.0%	70.3%	29.7%
Management & Administrative	5.3%	0.5%	5.8%	1.7%	7.5%	77.4%	22.6%
General Support	5.5%	0.5%	6.0%	2.1%	8.0%	74.4%	25.6%
Patient & Client Care	4.7%	0.2%	4.9%	0.8%	5.8%	85.6%	14.4%

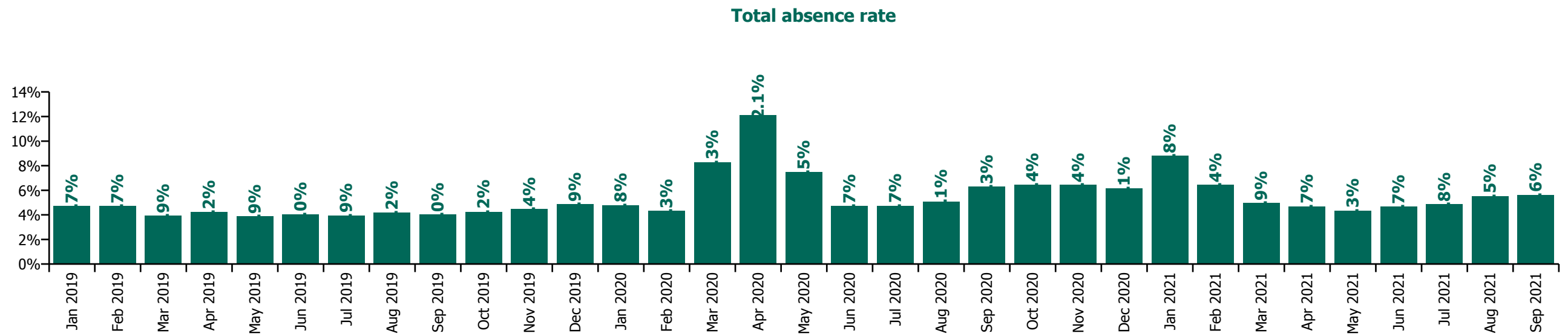
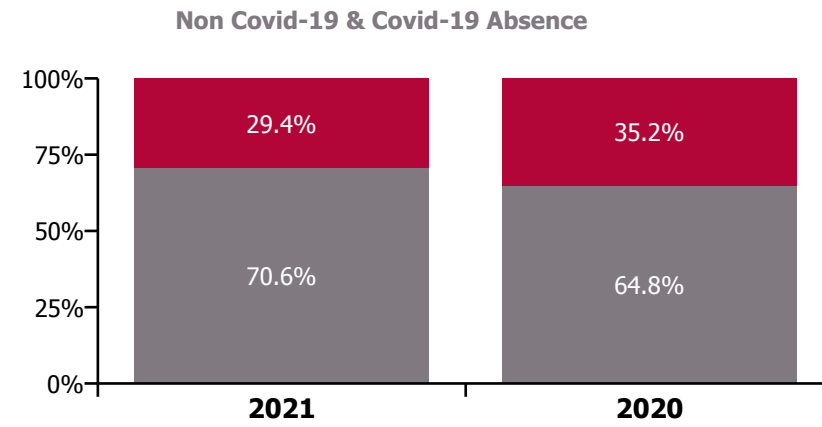
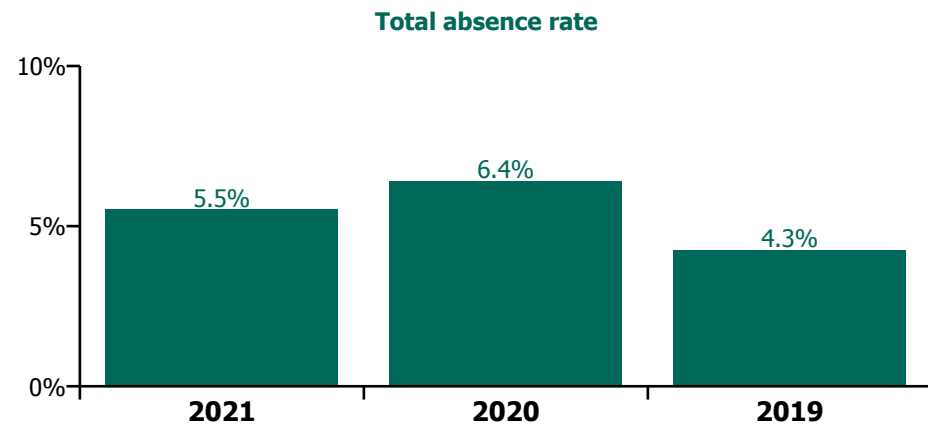
Dublin Midlands Hospital Group

Year/ month	Medical & Dental	Nursing & Midwifery	Health & Social Care Professionals	Management & Administrative	General Support	Patient & Client Care	Certified absence	Self-certified absence	Non Covid-19 absence	Covid-19 absence	Total absence rate
2021	1.2%	6.5%	4.1%	5.0%	7.2%	9.0%	3.4%	0.5%	3.9%	1.6%	5.5%
Sep 2021	1.6%	6.5%	4.3%	5.1%	6.8%	9.4%	3.7%	0.6%	4.3%	1.3%	5.6%
Aug 2021	1.2%	6.4%	4.2%	5.5%	6.3%	9.0%	3.7%	0.5%	4.2%	1.3%	5.5%
Jul 2021	0.8%	5.9%	3.9%	4.3%	5.4%	7.8%	3.4%	0.5%	3.9%	0.9%	4.8%
Jun 2021	0.7%	5.7%	3.6%	3.7%	5.3%	8.0%	3.5%	0.5%	3.9%	0.7%	4.7%
May 2021	0.5%	5.1%	3.3%	4.4%	5.2%	6.9%	3.0%	0.5%	3.5%	0.8%	4.3%
Apr 2021	0.8%	5.6%	3.3%	3.9%	6.1%	8.1%	3.2%	0.4%	3.6%	1.0%	4.7%
Mar 2021	0.7%	5.6%	3.7%	4.2%	8.1%	8.2%	3.3%	0.4%	3.7%	1.3%	4.9%
Feb 2021	1.6%	7.1%	4.5%	6.0%	10.0%	10.8%	3.4%	0.5%	3.9%	2.5%	6.4%
Jan 2021	3.0%	10.1%	6.5%	7.8%	12.2%	12.6%	3.5%	0.6%	4.1%	4.7%	8.8%
2020	2.2%	7.5%	4.6%	5.8%	8.3%	10.0%	3.7%	0.5%	4.2%	2.3%	6.4%
Dec 2020	1.8%	7.1%	4.6%	5.5%	8.2%	9.5%	3.5%	0.6%	4.1%	2.0%	6.1%
Nov 2020	1.9%	7.6%	4.6%	5.5%	7.8%	11.1%	3.6%	0.5%	4.0%	2.4%	6.4%
Oct 2020	2.0%	7.1%	5.1%	6.0%	9.5%	9.8%	3.8%	0.5%	4.3%	2.2%	6.4%
Sep 2020	1.3%	7.3%	5.3%	6.0%	9.1%	9.1%	3.9%	0.5%	4.4%	1.9%	6.3%
Aug 2020	1.3%	5.3%	4.1%	5.5%	7.4%	8.0%	3.6%	0.5%	4.1%	0.9%	5.1%
Jul 2020	0.9%	5.3%	3.5%	4.5%	6.9%	8.0%	3.4%	0.5%	3.9%	0.8%	4.7%
Jun 2020	1.1%	5.6%	2.8%	4.3%	6.7%	8.1%	3.1%	0.4%	3.5%	1.1%	4.7%
May 2020	2.3%	9.5%	4.3%	5.4%	8.9%	12.0%	3.5%	0.3%	3.8%	3.7%	7.5%
Apr 2020	6.4%	15.6%	6.8%	9.2%	11.8%	18.2%	4.1%	0.3%	4.4%	7.7%	12.1%
Mar 2020	4.7%	9.6%	6.5%	7.3%	9.3%	11.0%	3.7%	0.5%	4.2%	4.0%	8.3%
Feb 2020	1.2%	4.3%	3.6%	4.8%	6.7%	6.5%	3.7%	0.6%	4.3%		4.3%
Jan 2020	1.1%	4.7%	3.9%	5.6%	7.6%	7.4%	4.1%	0.7%	4.8%		4.8%
2019	1.0%	4.5%	3.4%	4.4%	6.5%	6.6%	3.6%	0.6%	4.3%		4.3%
Dec 2019	1.1%	4.9%	4.1%	5.3%	7.9%	7.1%	4.1%	0.8%	4.9%		4.9%
Nov 2019	1.0%	4.7%	4.0%	4.7%	6.6%	6.4%	3.9%	0.6%	4.4%		4.4%
Oct 2019	0.7%	4.3%	3.3%	4.8%	6.5%	7.1%	3.7%	0.6%	4.2%		4.2%
Sep 2019	1.0%	4.3%	2.7%	4.7%	6.1%	6.1%	3.5%	0.6%	4.0%		4.0%
Aug 2019	1.3%	4.5%	3.0%	4.3%	6.1%	6.3%	3.7%	0.5%	4.2%		4.2%
Jul 2019	0.9%	4.3%	3.0%	4.1%	5.8%	5.9%	3.5%	0.5%	3.9%		3.9%
Jun 2019	1.0%	4.0%	3.0%	4.2%	6.1%	7.2%	3.4%	0.7%	4.0%		4.0%

May 2019	1.0%	4.0%	3.4%	3.9%	5.6%	6.2%	3.4%	0.5%	3.9%		3.9%
Apr 2019	1.1%	4.4%	3.7%	3.9%	6.0%	7.1%	3.7%	0.5%	4.2%		4.2%
Mar 2019	0.9%	4.0%	3.7%	3.7%	7.0%	5.3%	3.3%	0.6%	3.9%		3.9%
Feb 2019	1.3%	5.5%	3.5%	4.7%	5.9%	7.0%	3.8%	0.9%	4.7%		4.7%
Jan 2019	1.0%	5.1%	3.6%	4.5%	8.0%	7.1%	4.0%	0.7%	4.7%		4.7%
2018	0.8%	4.3%	3.2%	4.1%	6.6%	7.4%	3.7%	0.5%	4.2%		4.2%

Dublin Midlands Hospital Group

Year/ month	Coombe Women & Infants University Hospital	MRH Portlaoise	MRH Tullamore	Naas General Hospital	St. James's Hospital	St. Luke's Radiation Oncology Network	Tallaght University Hospital	Acute Services absence rate	Certified absence	Self-certified absence	Non Covid-19 absence	Covid-19 absence	Total absence rate
2021	6.0%	7.9%	8.3%	7.5%	4.1%	5.0%	5.8%	5.5%	3.4%	0.5%	3.9%	1.6%	5.5%
Sep 2021	6.0%	6.6%	8.9%	6.9%	4.2%	4.9%	6.2%	5.6%	3.7%	0.6%	4.3%	1.3%	5.60%
Aug 2021	5.9%	7.1%	8.1%	5.6%	4.3%	6.5%	6.1%	5.5%	3.7%	0.5%	4.2%	1.3%	5.51%
Jul 2021	4.6%	6.6%	7.6%	6.6%	3.8%	3.0%	5.3%	4.8%	3.4%	0.5%	3.9%	0.9%	4.84%
Jun 2021	5.5%	6.7%	7.7%	7.1%	3.3%	4.0%	4.6%	4.7%	3.5%	0.5%	3.9%	0.7%	4.65%
May 2021	4.5%	7.1%	7.2%	6.5%	2.9%	4.6%	4.3%	4.3%	3.0%	0.5%	3.5%	0.8%	4.33%
Apr 2021	5.8%	7.0%	7.8%	6.9%	3.1%	4.2%	4.9%	4.7%	3.2%	0.4%	3.6%	1.0%	4.68%
Mar 2021	4.8%	6.2%	8.2%	7.5%	3.4%	4.5%	5.7%	4.9%	3.3%	0.4%	3.7%	1.3%	4.95%
Feb 2021	6.3%	9.3%	8.8%	9.6%	4.9%	4.9%	6.9%	6.4%	3.4%	0.5%	3.9%	2.5%	6.43%
Jan 2021	10.8%	14.6%	10.3%	10.8%	7.1%	8.4%	8.4%	8.8%	3.5%	0.6%	4.1%	4.7%	8.79%
2020	5.4%	7.4%	8.4%	9.9%	5.5%	6.1%	6.6%	6.4%	3.7%	0.5%	4.2%	2.3%	6.4%
Dec 2020	5.8%	7.8%	9.1%	10.7%	4.4%	6.6%	6.6%	6.1%	3.5%	0.6%	4.1%	2.0%	6.12%
Nov 2020	4.6%	6.8%	8.4%	15.2%	4.9%	6.6%	6.3%	6.4%	3.6%	0.5%	4.0%	2.4%	6.43%
Oct 2020	5.5%	9.1%	9.8%	11.3%	4.8%	7.0%	6.2%	6.4%	3.8%	0.5%	4.3%	2.2%	6.44%
Sep 2020	6.1%	6.4%	10.0%	8.4%	4.9%	6.7%	6.6%	6.3%	3.9%	0.5%	4.4%	1.9%	6.27%
Aug 2020	5.1%	6.8%	6.2%	9.0%	4.0%	5.8%	5.0%	5.1%	3.6%	0.5%	4.1%	0.9%	5.08%
Jul 2020	4.6%	6.2%	6.5%	7.1%	3.8%	4.0%	5.0%	4.7%	3.4%	0.5%	3.9%	0.8%	4.72%
Jun 2020	4.4%	6.4%	6.7%	6.7%	3.7%	4.0%	4.9%	4.7%	3.1%	0.4%	3.5%	1.1%	4.70%
May 2020	5.3%	7.1%	8.8%	10.1%	7.3%	4.8%	7.8%	7.5%	3.5%	0.3%	3.8%	3.7%	7.46%
Apr 2020	8.0%	10.0%	14.0%	14.6%	12.3%	10.7%	12.7%	12.1%	4.1%	0.3%	4.4%	7.7%	12.10%
Mar 2020	6.8%	8.3%	9.7%	10.0%	8.4%	8.1%	7.6%	8.3%	3.7%	0.5%	4.2%	4.0%	8.27%
Feb 2020	3.9%	6.0%	5.5%	5.9%	3.3%	4.1%	5.0%	4.3%	3.7%	0.6%	4.3%		4.30%
Jan 2020	4.3%	7.4%	6.0%		3.8%	5.1%	5.5%	4.8%	4.1%	0.7%	4.8%		4.77%
2019	4.2%	6.0%	6.2%	4.7%	3.3%	4.3%	4.7%	4.3%	3.6%	0.6%	4.3%		4.3%
Dec 2019	5.3%	7.5%	7.1%	4.6%	3.6%	5.5%	5.5%	4.9%	4.1%	0.8%	4.9%		4.85%
Nov 2019	4.1%	6.2%	6.4%	4.8%	3.5%	4.0%	5.0%	4.4%	3.9%	0.6%	4.4%		4.45%
Oct 2019	4.3%	5.3%	6.4%	5.7%	3.3%	3.5%	4.4%	4.2%	3.7%	0.6%	4.2%		4.23%
Sep 2019	4.0%	6.5%	5.8%	4.7%	3.0%	3.7%	4.3%	4.0%	3.5%	0.6%	4.0%		4.03%
Aug 2019	3.6%	7.0%	6.5%	4.5%	3.4%	4.1%	4.1%	4.2%	3.7%	0.5%	4.2%		4.17%
Jul 2019	4.0%	5.2%	5.7%	4.5%	3.2%	2.9%	4.3%	3.9%	3.5%	0.5%	3.9%		3.93%
Jun 2019	4.1%	5.9%	6.5%	4.5%	3.0%	3.8%	4.4%	4.0%	3.4%	0.7%	4.0%		4.03%
May 2019	4.1%	5.5%	6.0%	4.3%	2.8%	4.4%	4.2%	3.9%	3.4%	0.5%	3.9%		3.86%
Apr 2019	4.7%	6.3%	5.7%	5.0%	3.0%	5.0%	4.7%	4.2%	3.7%	0.5%	4.2%		4.21%
Mar 2019	3.8%	4.6%	5.6%	3.9%	2.9%	4.9%	4.7%	3.9%	3.3%	0.6%	3.9%		3.90%
Feb 2019	4.0%	5.8%	6.5%	4.9%	3.6%	4.4%	5.9%	4.7%	3.8%	0.9%	4.7%		4.70%
Jan 2019	3.7%	5.8%	6.3%	4.8%	3.9%	6.0%	5.4%	4.7%	4.0%	0.7%	4.7%		4.71%



Dublin Midlands Hospital Group

Year/ month	Health Service Executive	Section 38 Hospitals	Acute Services absence rate	Certified absence	Self-certified absence	Non Covid-19 absence	Covid-19 absence	Total absence rate
2021	7.4%	4.8%	5.5%	3.4%	0.5%	3.9%	1.6%	5.5%
Sep 2021	7.1%	5.0%	5.6%	3.7%	0.6%	4.3%	1.3%	5.6%
Aug 2021	7.0%	5.0%	5.5%	3.7%	0.5%	4.2%	1.3%	5.5%
Jul 2021	6.2%	4.4%	4.8%	3.4%	0.5%	3.9%	0.9%	4.8%
Jun 2021	6.7%	3.9%	4.7%	3.5%	0.5%	3.9%	0.7%	4.7%
May 2021	6.5%	3.5%	4.3%	3.0%	0.5%	3.5%	0.8%	4.3%
Apr 2021	6.7%	3.9%	4.7%	3.2%	0.4%	3.6%	1.0%	4.7%
Mar 2021	6.9%	4.3%	4.9%	3.3%	0.4%	3.7%	1.3%	4.9%
Feb 2021	8.3%	5.7%	6.4%	3.4%	0.5%	3.9%	2.5%	6.4%
Jan 2021	11.1%	7.9%	8.8%	3.5%	0.6%	4.1%	4.7%	8.8%
2020	8.1%	5.8%	6.4%	3.7%	0.5%	4.2%	2.3%	6.4%
Dec 2020	8.7%	5.2%	6.1%	3.5%	0.6%	4.1%	2.0%	6.1%
Nov 2020	9.4%	5.3%	6.4%	3.6%	0.5%	4.0%	2.4%	6.4%
Oct 2020	9.5%	5.3%	6.4%	3.8%	0.5%	4.3%	2.2%	6.4%
Sep 2020	8.2%	5.5%	6.3%	3.9%	0.5%	4.4%	1.9%	6.3%
Aug 2020	6.9%	4.4%	5.1%	3.6%	0.5%	4.1%	0.9%	5.1%
Jul 2020	6.1%	4.2%	4.7%	3.4%	0.5%	3.9%	0.8%	4.7%
Jun 2020	6.1%	4.2%	4.7%	3.1%	0.4%	3.5%	1.1%	4.7%
May 2020	8.0%	7.2%	7.5%	3.5%	0.3%	3.8%	3.7%	7.5%
Apr 2020	12.6%	11.9%	12.1%	4.1%	0.3%	4.4%	7.7%	12.1%
Mar 2020	9.2%	7.9%	8.3%	3.7%	0.5%	4.2%	4.0%	8.3%
Feb 2020	5.4%	3.9%	4.3%	3.7%	0.6%	4.3%		4.3%
Jan 2020	6.2%	4.4%	4.8%	4.1%	0.7%	4.8%		4.8%
2019	5.4%	3.8%	4.3%	3.6%	0.6%	4.3%		4.3%
Dec 2019	6.3%	4.3%	4.9%	4.1%	0.8%	4.9%		4.9%
Nov 2019	5.5%	4.0%	4.4%	3.9%	0.6%	4.4%		4.4%
Oct 2019	5.4%	3.8%	4.2%	3.7%	0.6%	4.2%		4.2%
Sep 2019	5.3%	3.6%	4.0%	3.5%	0.6%	4.0%		4.0%
Aug 2019	5.7%	3.6%	4.2%	3.7%	0.5%	4.2%		4.2%
Jul 2019	4.8%	3.6%	3.9%	3.5%	0.5%	3.9%		3.9%
Jun 2019	5.4%	3.5%	4.0%	3.4%	0.7%	4.0%		4.0%
May 2019	5.2%	3.4%	3.9%	3.4%	0.5%	3.9%		3.9%
Apr 2019	5.5%	3.7%	4.2%	3.7%	0.5%	4.2%		4.2%
Mar 2019	4.8%	3.6%	3.9%	3.3%	0.6%	3.9%		3.9%
Feb 2019	5.6%	4.4%	4.7%	3.8%	0.9%	4.7%		4.7%
Jan 2019	5.7%	4.3%	4.7%	4.0%	0.7%	4.7%		4.7%
2018	5.5%	3.7%	4.2%	3.7%	0.5%	4.2%		4.2%
Dec 2018	5.6%	4.2%	4.6%	3.9%	0.7%	4.6%		4.6%

Dublin Midlands Hospital Group

Year/ month	Health Service Executive	Section 38 Hospitals	Acute Services absence rate	Certified absence	Self-certified absence	Non Covid-19 absence	Covid-19 absence	Total absence rate
Nov 2018	4.8%	4.1%	4.3%	3.7%	0.6%	4.3%		4.3%
Oct 2018	5.9%	3.9%	4.4%	3.8%	0.6%	4.4%		4.4%
Sep 2018	5.4%	3.6%	4.1%	3.6%	0.5%	4.1%		4.1%
Aug 2018	5.5%	3.7%	4.2%	3.8%	0.4%	4.2%		4.2%
Jul 2018	4.8%	3.4%	3.8%	3.3%	0.4%	3.8%		3.8%
Jun 2018	5.1%	3.4%	3.9%	3.5%	0.4%	3.9%		3.9%
May 2018	5.3%	3.2%	3.8%	3.4%	0.4%	3.8%		3.8%
Apr 2018	5.2%	3.1%	3.7%	3.2%	0.5%	3.7%		3.7%
Mar 2018	5.3%	3.3%	3.8%	3.4%	0.4%	3.8%		3.8%
Feb 2018	6.0%	3.9%	4.5%	3.9%	0.6%	4.5%		4.5%
Jan 2018	6.7%	4.7%	5.3%	4.5%	0.8%	5.3%		5.3%

