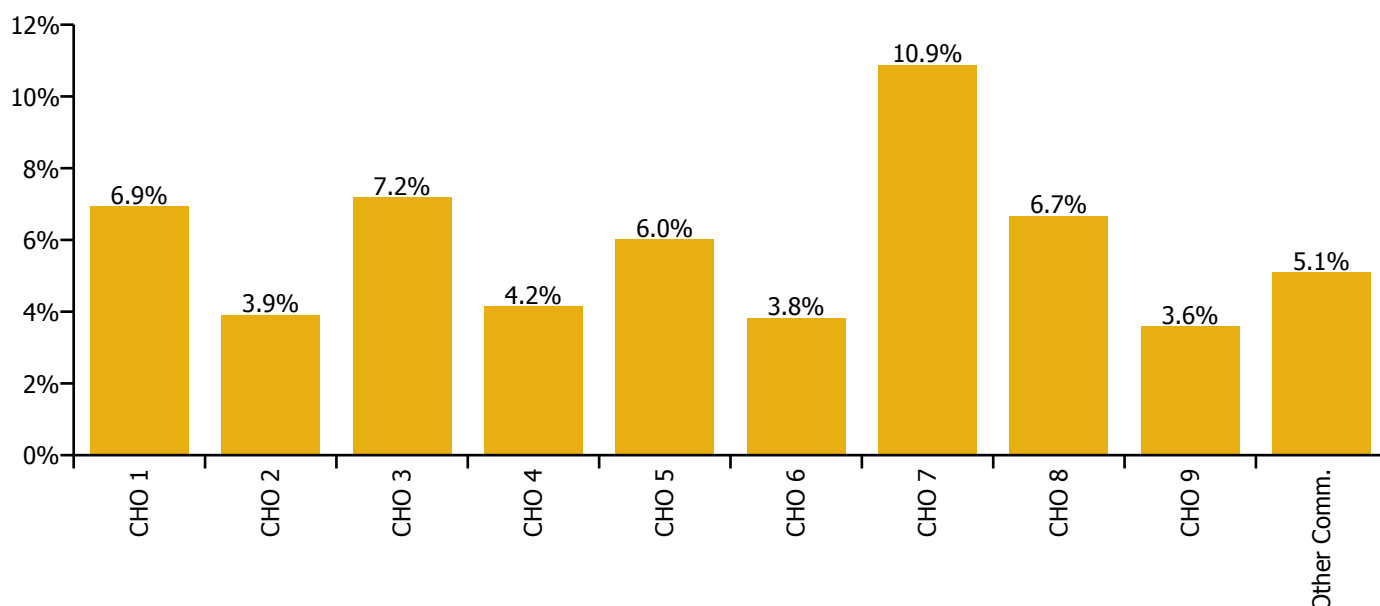


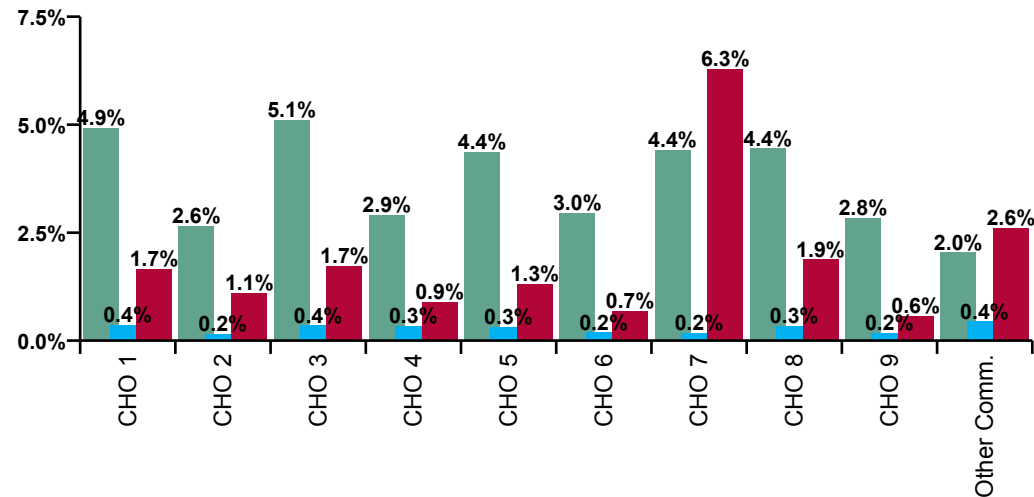
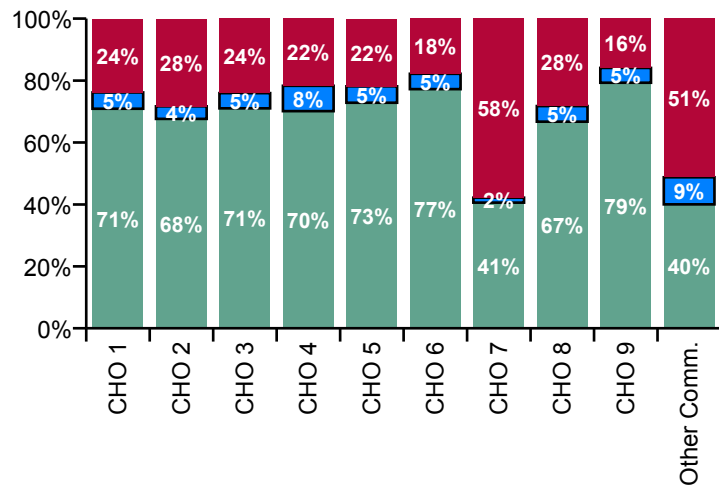
## October 2020

Mental Health Absence Rate - by Staff Category: Oct 2020	Certified absence	Self-certified absence	COVID-19 absence	Total absence rate	Certified	Self-certified	COVID-19
<b>Mental Health</b>	<b>3.5%</b>	<b>0.3%</b>	<b>1.5%</b>	<b>5.3%</b>	<b>65.7%</b>	<b>5.5%</b>	<b>28.8%</b>
Medical & Dental	1.7%	0.1%	0.6%	2.4%	68.2%	5.4%	26.5%
Nursing & Midwifery	4.2%	0.4%	2.3%	6.9%	60.6%	6.2%	33.2%
Health & Social Care Professionals	2.9%	0.1%	0.4%	3.5%	84.6%	3.1%	12.3%
Management & Administrative	2.3%	0.2%	0.4%	3.0%	78.1%	6.9%	15.1%
General Support	4.3%	0.3%	1.0%	5.5%	76.8%	5.0%	18.3%
Patient & Client Care	3.7%	0.2%	2.0%	5.9%	63.0%	3.6%	33.3%

Mental Health Absence Rate - by Care Group: Oct 2020	Certified absence	Self-certified absence	COVID-19 absence	Total absence rate	Certified	Self-certified	COVID-19
<b>Mental Health</b>	<b>3.5%</b>	<b>0.3%</b>	<b>1.5%</b>	<b>5.3%</b>	<b>65.7%</b>	<b>5.5%</b>	<b>28.8%</b>
CHO 1	4.9%	0.4%	1.7%	6.9%	70.9%	5.2%	23.8%
CHO 2	2.6%	0.2%	1.1%	3.9%	67.6%	4.1%	28.3%
CHO 3	5.1%	0.4%	1.7%	7.2%	71.1%	4.9%	24.0%
CHO 4	2.9%	0.3%	0.9%	4.2%	70.1%	8.2%	21.7%
CHO 5	4.4%	0.3%	1.3%	6.0%	72.8%	5.3%	21.8%
Health Service Executive	3.2%	0.2%	1.1%	4.5%	70.8%	5.0%	24.2%
Section 38 Voluntary Agencies	2.6%	0.1%		2.7%	95.0%	5.0%	0.0%
CHO 6	3.0%	0.2%	0.7%	3.8%	77.2%	5.0%	17.8%
CHO 7	4.4%	0.2%	6.3%	10.9%	40.6%	1.6%	57.8%
CHO 8	4.4%	0.3%	1.9%	6.7%	66.7%	5.0%	28.2%
Health Service Executive	3.1%	0.2%	0.6%	3.8%	79.5%	4.8%	15.7%
Section 38 Voluntary Agencies	1.6%	0.1%	0.4%	2.1%	76.8%	4.8%	18.4%
CHO 9	2.8%	0.2%	0.6%	3.6%	79.3%	4.8%	15.9%
Other Community Services	2.0%	0.4%	2.6%	5.1%	40.0%	8.8%	51.2%



Mental Health Overall Absence Rate - by Care Group & Staff Category: Oct 2020	Medical & Dental	Nursing & Midwifery	Health & Social Care Professionals	Management & Administrative	General Support	Patient & Client Care	Certified absence	Self-certified absence	COVID-19 absence	Total absence
<b>Mental Health</b>	<b>2.4%</b>	<b>6.9%</b>	<b>3.5%</b>	<b>3.0%</b>	<b>5.5%</b>	<b>5.9%</b>	<b>3.5%</b>	<b>0.3%</b>	<b>1.5%</b>	<b>5.3%</b>
CHO 1	8.5%	8.2%	4.5%	5.1%	3.7%	6.4%	4.9%	0.4%	1.7%	6.9%
CHO 2	0.8%	5.1%	2.5%	2.5%	4.4%	3.9%	2.6%	0.2%	1.1%	3.9%
CHO 3	1.1%	10.4%	2.7%	5.6%	3.4%	7.7%	5.1%	0.4%	1.7%	7.2%
CHO 4	2.4%	5.4%	2.7%	3.6%	5.1%	3.1%	2.9%	0.3%	0.9%	4.2%
CHO 5	3.0%	6.5%	7.0%	4.6%	6.2%	5.2%	4.4%	0.3%	1.3%	6.0%
Health Service Executive	0.3%	4.7%	5.8%	1.2%	8.9%	4.1%	3.2%	0.2%	1.1%	4.5%
Section 38 Voluntary Agencies	2.9%	2.5%	1.3%	5.7%	4.3%	0.0%	2.6%	0.1%		2.7%
CHO 6	1.8%	4.2%	2.9%	3.8%	7.8%	3.9%	3.0%	0.2%	0.7%	3.8%
CHO 7	3.4%	21.8%	3.4%	5.3%	13.4%	16.7%	4.4%	0.2%	6.3%	10.9%
CHO 8	1.5%	7.8%	4.3%	4.6%	4.9%	10.2%	4.4%	0.3%	1.9%	6.7%
Health Service Executive	2.1%	4.4%	3.7%	4.5%	5.1%	2.5%	3.1%	0.2%	0.6%	3.8%
Section 38 Voluntary Agencies	0.2%	2.4%	0.5%	0.9%	2.8%	0.0%	1.6%	0.1%	0.4%	2.1%
CHO 9	2.1%	4.0%	3.6%	3.8%	4.4%	2.4%	2.8%	0.2%	0.6%	3.6%
Other Community Services	0.0%	7.5%	1.8%	0.4%	8.4%	12.8%	2.0%	0.4%	2.6%	5.1%



Certified absence

Self-certified absence

COVID-19 absence

## Mental Health Absence Rate - by Care Group, Staff Category & Absence type: Oct 2020

CHO 1 by Staff Category Oct 2020	Certified absence	Self-certified absence	COVID-19 absence	Total absence	Certified	Self-certified	COVID-19
<b>Mental Health</b>	<b>4.9%</b>	<b>0.4%</b>	<b>1.7%</b>	<b>6.9%</b>	<b>70.9%</b>	<b>5.2%</b>	<b>23.8%</b>
Medical & Dental	6.4%	0.2%	1.9%	8.5%	75.6%	2.2%	22.2%
Nursing & Midwifery	5.6%	0.5%	2.1%	8.2%	68.3%	5.9%	25.8%
Health & Social Care Professionals	3.9%	0.1%	0.5%	4.5%	86.3%	3.2%	10.5%
Management & Administrative	3.1%	0.4%	1.6%	5.1%	60.8%	7.2%	32.0%
General Support	2.0%	0.3%	1.5%	3.7%	52.9%	8.0%	39.2%
Patient & Client Care	5.9%	0.1%	0.3%	6.4%	92.7%	2.3%	5.0%

CHO 2 by Staff Category Oct 2020	Certified absence	Self-certified absence	COVID-19 absence	Total absence	Certified	Self-certified	COVID-19
<b>Mental Health</b>	<b>2.6%</b>	<b>0.2%</b>	<b>1.1%</b>	<b>3.9%</b>	<b>67.6%</b>	<b>4.1%</b>	<b>28.3%</b>
Medical & Dental	0.8%	0.0%	0.0%	0.8%	100.0%	0.0%	0.0%
Nursing & Midwifery	3.0%	0.2%	1.8%	5.1%	59.2%	4.6%	36.2%
Health & Social Care Professionals	2.2%	0.0%	0.3%	2.5%	86.3%	0.0%	13.7%
Management & Administrative	1.9%	0.1%	0.6%	2.5%	73.2%	2.9%	23.9%
General Support	2.5%	0.1%	1.8%	4.4%	57.0%	2.8%	40.2%
Patient & Client Care	3.3%	0.2%	0.4%	3.9%	84.0%	4.9%	11.0%

CHO 3 by Staff Category Oct 2020	Certified absence	Self-certified absence	COVID-19 absence	Total absence	Certified	Self-certified	COVID-19
<b>Mental Health</b>	<b>5.1%</b>	<b>0.4%</b>	<b>1.7%</b>	<b>7.2%</b>	<b>71.1%</b>	<b>4.9%</b>	<b>24.0%</b>
Medical & Dental	0.6%	0.0%	0.5%	1.1%	58.1%	0.0%	41.9%
Nursing & Midwifery	6.7%	0.5%	3.1%	10.4%	64.7%	5.2%	30.1%
Health & Social Care Professionals	2.2%	0.0%	0.5%	2.7%	80.0%	1.3%	18.7%
Management & Administrative	5.1%	0.3%	0.3%	5.6%	90.2%	4.5%	5.3%
General Support	2.3%	0.6%	0.6%	3.4%	65.9%	17.5%	16.6%
Patient & Client Care	7.4%	0.2%	0.0%	7.7%	96.8%	3.2%	0.0%

CHO 4 by Staff Category Oct 2020	Certified absence	Self-certified absence	COVID-19 absence	Total absence	Certified	Self-certified	COVID-19
<b>Mental Health</b>	<b>2.9%</b>	<b>0.3%</b>	<b>0.9%</b>	<b>4.2%</b>	<b>70.1%</b>	<b>8.2%</b>	<b>21.7%</b>
Medical & Dental	0.8%	0.5%	1.1%	2.4%	34.2%	20.1%	45.7%
Nursing & Midwifery	3.6%	0.5%	1.4%	5.4%	66.3%	8.7%	25.0%
Health & Social Care Professionals	2.4%	0.1%	0.2%	2.7%	89.5%	4.9%	5.6%
Management & Administrative	3.4%	0.2%	0.0%	3.6%	93.9%	6.1%	0.0%
General Support	4.4%	0.2%	0.5%	5.1%	86.3%	3.4%	10.2%
Patient & Client Care	2.0%	0.2%	0.8%	3.1%	66.5%	6.4%	27.1%

CHO 5 by Staff Category Oct 2020	Certified absence	Self-certified absence	COVID-19 absence	Total absence	Certified	Self-certified	COVID-19
<b>Mental Health</b>	<b>4.4%</b>	<b>0.3%</b>	<b>1.3%</b>	<b>6.0%</b>	<b>72.8%</b>	<b>5.3%</b>	<b>21.8%</b>
Medical & Dental	2.4%	0.0%	0.6%	3.0%	79.1%	0.0%	20.9%
Nursing & Midwifery	4.6%	0.4%	1.5%	6.5%	71.1%	5.9%	23.0%
Health & Social Care Professionals	6.8%	0.2%	0.0%	7.0%	96.9%	3.1%	0.0%
Management & Administrative	3.0%	0.3%	1.3%	4.6%	64.7%	6.7%	28.6%
General Support	4.0%	0.4%	1.7%	6.2%	64.7%	7.2%	28.1%
Patient & Client Care	4.0%	0.0%	1.3%	5.2%	75.4%	0.0%	24.6%

CHO 6 by Staff Category Oct 2020	Certified absence	Self-certified absence	COVID-19 absence	Total absence	Certified	Self-certified	COVID-19
<b>Mental Health</b>	<b>3.0%</b>	<b>0.2%</b>	<b>0.7%</b>	<b>3.8%</b>	<b>77.2%</b>	<b>5.0%</b>	<b>17.8%</b>
Medical & Dental	1.5%	0.3%	0.0%	1.8%	84.6%	15.4%	0.0%
Nursing & Midwifery	3.2%	0.2%	0.8%	4.2%	75.3%	5.1%	19.7%
Health & Social Care Professionals	1.9%	0.0%	0.9%	2.9%	67.4%	0.0%	32.6%
Management & Administrative	3.4%	0.2%	0.1%	3.8%	90.1%	6.0%	3.9%
General Support	7.6%	0.1%	0.1%	7.8%	97.2%	1.3%	1.5%
Patient & Client Care	2.1%	0.4%	1.4%	3.9%	53.0%	11.0%	36.0%

CHO 7 by Staff Category Oct 2020	Certified absence	Self-certified absence	COVID-19 absence	Total absence	Certified	Self-certified	COVID-19
<b>Mental Health</b>	<b>4.4%</b>	<b>0.2%</b>	<b>6.3%</b>	<b>10.9%</b>	<b>40.6%</b>	<b>1.6%</b>	<b>57.8%</b>
Medical & Dental	2.6%	0.1%	0.7%	3.4%	77.1%	1.9%	21.0%
Nursing & Midwifery	5.5%	0.1%	16.3%	21.8%	25.0%	0.4%	74.6%
Health & Social Care Professionals	3.0%	0.3%	0.2%	3.4%	87.2%	7.3%	5.5%
Management & Administrative	4.8%	0.5%	0.0%	5.3%	91.0%	9.0%	0.0%
General Support	9.3%	0.3%	3.8%	13.4%	69.3%	2.2%	28.5%
Patient & Client Care	7.5%	0.0%	9.2%	16.7%	45.0%	0.0%	55.0%

CHO 8 by Staff Category Oct 2020	Certified absence	Self-certified absence	COVID-19 absence	Total absence	Certified	Self-certified	COVID-19
<b>Mental Health</b>	<b>4.4%</b>	<b>0.3%</b>	<b>1.9%</b>	<b>6.7%</b>	<b>66.7%</b>	<b>5.0%</b>	<b>28.2%</b>
Medical & Dental	1.4%	0.0%	0.2%	1.5%	89.3%	0.0%	10.7%
Nursing & Midwifery	5.6%	0.4%	1.7%	7.8%	72.7%	5.5%	21.8%
Health & Social Care Professionals	3.4%	0.2%	0.7%	4.3%	79.6%	4.5%	15.9%
Management & Administrative	3.7%	0.5%	0.5%	4.6%	79.1%	11.0%	9.9%
General Support	4.0%	0.4%	0.6%	4.9%	81.2%	7.5%	11.3%
Patient & Client Care	3.9%	0.2%	6.0%	10.2%	38.6%	2.3%	59.1%

CHO 9 by Staff Category Oct 2020	Certified absence	Self-certified absence	COVID-19 absence	Total absence	Certified	Self-certified	COVID-19
<b>Mental Health</b>	<b>2.8%</b>	<b>0.2%</b>	<b>0.6%</b>	<b>3.6%</b>	<b>79.3%</b>	<b>4.8%</b>	<b>15.9%</b>
Medical & Dental	1.1%	0.0%	0.9%	2.1%	54.8%	0.0%	45.2%
Nursing & Midwifery	3.2%	0.2%	0.6%	4.0%	80.3%	4.8%	14.9%
Health & Social Care Professionals	2.7%	0.1%	0.8%	3.6%	76.3%	2.0%	21.7%
Management & Administrative	2.9%	0.3%	0.6%	3.8%	77.4%	6.7%	15.9%
General Support	4.0%	0.2%	0.3%	4.4%	90.1%	4.0%	5.9%
Patient & Client Care	2.0%	0.3%	0.1%	2.4%	83.8%	11.8%	4.5%

Other Community Services by Staff Category Oct 2020	Certified absence	Self-certified absence	COVID-19 absence	Total absence	Certified	Self-certified	COVID-19
<b>Mental Health</b>	<b>2.0%</b>	<b>0.4%</b>	<b>2.6%</b>	<b>5.1%</b>	<b>40.0%</b>	<b>8.8%</b>	<b>51.2%</b>
Medical & Dental				0.0%			
Nursing & Midwifery	2.0%	1.0%	4.5%	7.5%	27.0%	12.8%	60.2%
Health & Social Care Professionals	1.7%	0.1%	0.0%	1.8%	91.8%	8.2%	0.0%
Management & Administrative	0.3%	0.0%	0.0%	0.4%	93.1%	6.9%	0.0%
General Support	8.4%	0.0%	0.0%	8.4%	100.0%	0.0%	0.0%
Patient & Client Care	5.8%	0.3%	6.8%	12.8%	45.0%	2.1%	52.9%



Mental Health Absence Rate - by Staff Category & Care Group	CHO 1	CHO 2	CHO 3	CHO 4	CHO 5	HSE	S38	CHO 6	CHO 7	CHO 8	HSE	S38	CHO 9	Other Comm.	Total absence	Certified absence	Self-certified absence	COVID-19 absence
Mental Health: 2020 overall	6.9%	4.2%	7.6%	4.3%	5.8%	5.2%	4.3%	4.8%	8.4%	7.9%	5.0%	4.4%	4.9%	4.4%	5.6%	3.8%	0.3%	1.5%
Medical & Dental	4.0%	1.4%	3.9%	2.6%	2.7%	2.6%	2.2%	2.3%	5.0%	4.1%	3.2%	1.6%	3.2%	1.8%	3.0%	1.7%	0.1%	1.2%
Nursing & Midwifery	7.2%	5.4%	9.6%	4.7%	6.3%	5.0%	5.1%	5.0%	9.8%	8.0%	5.3%	4.2%	5.1%	6.5%	6.4%	4.1%	0.4%	1.9%
Health & Social Care Professionals	5.4%	3.1%	3.7%	3.2%	4.3%	4.7%	3.3%	3.7%	5.2%	5.9%	4.0%	2.7%	3.9%	1.7%	4.0%	3.0%	0.2%	0.9%
Management & Administrative	7.1%	2.8%	7.0%	3.3%	4.8%	3.4%	6.2%	5.1%	7.3%	6.5%	5.4%	3.4%	5.0%	0.6%	3.7%	2.9%	0.2%	0.6%
General Support	6.7%	2.7%	5.7%	7.9%	6.7%	10.2%	10.3%	10.2%	15.4%	8.9%	6.4%	6.7%	6.5%	4.9%	6.8%	5.5%	0.3%	0.9%
Patient & Client Care	9.8%	4.0%	9.7%	3.6%	5.5%	5.5%	3.7%	5.4%	12.7%	11.9%	5.9%	1.7%	5.7%	11.4%	7.1%	5.5%	0.3%	0.9%
Total October:	6.9%	3.9%	7.2%	4.2%	6.0%	4.5%	2.7%	3.8%	10.9%	6.7%	3.8%	2.1%	3.6%	5.1%	5.3%	3.5%	0.3%	1.5%
Medical & Dental	8.5%	0.8%	1.1%	2.4%	3.0%	0.3%	2.9%	1.8%	3.4%	1.5%	2.1%	0.2%	2.1%	0.0%	2.4%	1.7%	0.1%	0.6%
Nursing & Midwifery	8.2%	5.1%	10.4%	5.4%	6.5%	4.7%	2.5%	4.2%	21.8%	7.8%	4.4%	2.4%	4.0%	7.5%	6.9%	4.2%	0.4%	2.3%
Health & Social Care Professionals	4.5%	2.5%	2.7%	2.7%	7.0%	5.8%	1.3%	2.9%	3.4%	4.3%	3.7%	0.5%	3.6%	1.8%	3.5%	2.9%	0.1%	0.4%
Management & Administrative	5.1%	2.5%	5.6%	3.6%	4.6%	1.2%	5.7%	3.8%	5.3%	4.6%	4.5%	0.9%	3.8%	0.4%	3.0%	2.3%	0.2%	0.4%
General Support	3.7%	4.4%	3.4%	5.1%	6.2%	8.9%	4.3%	7.8%	13.4%	4.9%	5.1%	2.8%	4.4%	8.4%	5.5%	4.3%	0.3%	1.0%
Patient & Client Care	6.4%	3.9%	7.7%	3.1%	5.2%	4.1%	0.0%	3.9%	16.7%	10.2%	2.5%	0.0%	2.4%	12.8%	5.9%	3.7%	0.2%	2.0%
Total September:	6.7%	4.5%	7.4%	3.8%	5.8%	5.6%	2.5%	4.4%	8.2%	8.3%	4.1%	3.0%	4.0%	4.5%	5.4%	3.9%	0.3%	1.2%
Medical & Dental	5.4%	0.8%	1.8%	1.8%	2.5%	0.6%	0.6%	0.6%	1.8%	4.5%	1.4%	0.0%	1.4%	1.1%	2.1%	1.5%	0.1%	0.6%
Nursing & Midwifery	6.6%	5.1%	8.8%	4.1%	7.0%	5.8%	4.2%	5.4%	7.5%	10.2%	4.8%	3.7%	4.6%	5.6%	6.4%	4.4%	0.4%	1.6%
Health & Social Care Professionals	6.4%	6.1%	4.4%	2.1%	3.2%	4.2%	2.0%	2.8%	4.7%	4.5%	3.2%	1.4%	3.2%	1.1%	4.0%	3.3%	0.2%	0.5%
Management & Administrative	6.5%	3.1%	8.5%	5.4%	2.9%	3.4%	2.8%	3.0%	8.1%	4.0%	3.4%	0.0%	2.8%	0.4%	3.2%	2.7%	0.2%	0.3%
General Support	5.7%	2.6%	3.0%	5.9%	7.0%	14.5%	0.9%	11.1%	9.8%	9.5%	8.0%	3.6%	6.8%	9.6%	6.9%	5.5%	0.3%	1.0%
Patient & Client Care	9.6%	4.8%	10.3%	3.7%	3.4%	4.9%	0.0%	4.7%	5.1%	10.5%	4.1%	4.4%	4.1%	15.0%	7.3%	4.6%	0.3%	2.3%
Total August:	6.2%	3.9%	7.4%	3.4%	5.3%	4.4%	1.9%	3.4%	6.2%	7.0%	3.9%	1.6%	3.5%	4.7%	4.9%	3.8%	0.3%	0.8%
Medical & Dental	4.8%	1.0%	1.3%	2.4%	2.7%	0.7%	0.1%	0.4%	1.5%	2.1%	2.2%	6.5%	2.3%	0.0%	1.9%	1.5%	0.1%	0.3%
Nursing & Midwifery	6.5%	5.0%	8.5%	3.7%	6.5%	3.6%	2.8%	3.4%	7.1%	7.0%	4.2%	1.8%	3.8%	6.6%	5.7%	4.3%	0.5%	0.9%
Health & Social Care Professionals	6.6%	3.6%	3.7%	2.9%	3.0%	4.9%	1.2%	2.3%	4.5%	4.8%	1.5%	0.0%	1.4%	0.2%	3.2%	2.8%	0.1%	0.3%
Management & Administrative	5.2%	2.1%	9.4%	2.9%	3.0%	1.4%	3.1%	2.4%	5.4%	6.7%	2.9%	0.6%	2.4%	0.6%	2.9%	2.7%	0.1%	0.1%
General Support	4.6%	2.7%	3.6%	4.0%	4.3%	7.7%	6.9%	7.5%	21.3%	8.8%	5.5%	1.5%	4.4%	4.7%	5.1%	4.3%	0.3%	0.5%
Patient & Client Care	9.1%	4.1%	11.8%	3.6%	5.5%	8.1%	0.0%	7.7%	8.3%	11.4%	6.3%	1.0%	6.1%	14.7%	7.5%	5.1%	0.3%	2.1%
Total July:	6.0%	3.5%	6.3%	3.7%	4.4%	3.8%	2.1%	3.1%	6.3%	6.1%	3.7%	2.5%	3.6%	3.8%	4.5%	3.5%	0.3%	0.7%
Medical & Dental	2.8%	2.7%	1.3%	2.8%	1.0%	4.9%	0.6%	2.3%	6.6%	1.3%	2.1%	0.0%	2.1%	0.0%	2.2%	2.0%	0.1%	0.1%
Nursing & Midwifery	6.6%	4.4%	7.7%	3.7%	5.1%	2.5%	3.6%	2.8%	6.1%	6.0%	4.2%	1.9%	3.8%	5.6%	5.0%	3.8%	0.4%	0.9%
Health & Social Care Professionals	4.1%	2.1%	3.0%	3.0%	2.9%	4.7%	0.2%	1.7%	5.4%	3.3%	2.0%	4.9%	2.1%	1.0%	2.8%	2.5%	0.1%	0.2%
Management & Administrative	4.6%	3.2%	7.4%	2.4%	2.9%	1.0%	3.3%	2.4%	3.0%	5.3%	1.5%	4.2%	2.0%	0.6%	2.6%	2.4%	0.1%	0.1%
General Support	7.4%	2.2%	4.0%	7.4%	5.3%	8.2%	11.7%	9.0%	14.4%	6.0%	4.8%	3.6%	4.4%	5.6%	5.7%	5.0%	0.3%	0.5%
Patient & Client Care	9.1%	2.8%	10.0%	3.9%	3.9%	5.5%	2.9%	5.4%	8.8%	12.8%	6.8%	0.0%	6.5%	10.1%	6.6%	4.7%	0.4%	1.6%
Total June:	5.5%	3.0%	6.9%	3.8%	5.0%	4.2%	2.1%	3.4%	4.7%	6.1%	3.2%	3.2%	3.2%	3.8%	4.4%	3.2%	0.3%	0.9%
Medical & Dental	0.1%	0.3%	2.9%	1.3%	0.1%	7.7%	0.3%	3.4%	4.2%	1.5%	0.6%	0.0%	0.6%	0.2%	1.3%	1.1%	0.1%	0.1%
Nursing & Midwifery	5.5%	4.3%	8.7%	4.3%	5.7%	2.3%	3.7%	2.7%	4.5%	6.3%	3.8%	2.5%	3.5%	5.8%	5.1%	3.6%	0.4%	1.1%
Health & Social Care Professionals	2.4%	1.8%	2.4%	1.9%	1.6%	5.0%	0.2%	1.7%	3.1%	3.1%	2.7%	0.0%	2.6%	0.9%	2.2%	2.0%	0.1%	0.1%
Management & Administrative	5.5%	1.0%	7.0%	4.1%	2.5%	8.7%	3.4%	5.5%	3.3%	4.8%	1.4%	6.1%	2.3%	0.4%	2.7%	2.3%	0.1%	0.3%
General Support	8.1%	0.6%	6.2%	8.0%	7.3%	10.0%	12.7%	10.6%	14.0%	5.4%	5.3%	4.6%	5.1%	0.7%	6.2%	5.2%	0.3%	0.6%
Patient & Client Care	12.0%	3.1%	10.0%	4.7%	4.8%	2.6%	0.0%	2.5%	8.0%	12.0%	4.4%	0.0%	4.2%	10.8%	6.8%	4.5%	0.3%	2.0%
Total May:	6.1%	4.4%	9.7%	5.6%	6.6%	4.7%	3.7%	4.3%	7.1%	8.4%	5.8%	5.9%	5.8%	5.5%	6.2%	3.5%	0.2%	2.5%
Medical & Dental	1.2%	0.0%	8.2%	3.1%	1.7%	1.9%	1.3%	1.6%	1.7%	5.0%	3.6%	0.0%	3.5%	2.4%	2.7%	1.4%	0.1%	1.2%
Nursing & Midwifery	6.0%	6.7%	13.3%	6.9%	6.8%	4.7%	6.8%	5.2%	12.4%	8.7%	6.4%	5.4%	6.3%	8.5%	7.7%	4.1%	0.3%	3.3%
Health & Social Care Professionals	3.7%	2.4%	1.9%	3.1%	3.6%	5.7%	1.8%	2.8%	2.5%	4.8%	2.2%	2.8%	2.3%	0.0%	2.8%	2.1%	0.0%	0.6%
Management & Administrative	7.1%	2.4%	6.6%	3.2%	7.6%	3.9%	3.9%	3.9%	3.5%	6.7%	4.6%	8.0%	5.3%	0.3%	3.7%	2.4%	0.1%	1.2%
General Support	7.8%	1.0%	7.9%	10.6%	8.0%	10.8%	10.8%	10.8%	14.7%	7.1%	4.5%	8.1%	5.5%	2.2%	7.2%	5.5%	0.3%	1.5%
Patient & Client Care	11.7%	3.6%	9.5%	3.8%	7.4%	2.1%	2.0%	2.1%	6.4%	14.2%	10.5%	0.0%	10.2%	14.9%	8.4%	4.4%	0.3%	3.7%
Total April:	8.7%	5.9%	9.9%	6.5%	7.7%	7.4%	13.0%	9.6%	14.2%	11.8%	8.3%	6.1%	7.9%	6.8%	8.3%	3.7%	0.2%	4.4%
Medical & Dental	6.1%	3.3%	8.1%	4.7%	8.4%	0.8%	10.4%	6.3%	7.0%	8.5%	6.5%	4.7%	6.5%	5.7%	6.3%	1.5%	0.1%	4.6%
Nursing & Midwifery	9.2%	7.9%	12.2%	7.2%	7.9%	8.2%	10.9%	8.8%	23.7%	11.9%	8.0%	6.1%	7.7%	9.8%	9.5%	4.0%	0.2%	5.2%
Health & Social Care Professionals	4.7%	3.3%	6.1%	5.7%	4.9%	5.1%	12.7%	10.4%	2.9%	8.1%	8.6%	0.0%	8.3%	6.9%	6.3%	3.1%	0.2%	3.1%
Management & Administrative	10.4%	2.4%	7.5%	3.7%	7.5%	4.4%	16.8%	11.7%	8.0%	9.1%	8.6%	2.0%	7.3%	0.8%	5.2%	2.6%	0.3%	2.4%
General Support	6.7%	1.2%	8.9%	12.2%	8.8%	14.6%	27.1%	17.5%	22.0%	16.2%	7.9%	11.5%	9.0%	1.2%	9.5%	6.2%	0.3%	3.0%
Patient & Client Care	13.3%	6.7%	9.4%	4.4%	6.7%	7.5%	0.0%	7.1%	29.0%	16.4%	10.2%	0.0%	9.8%	16.8%	9.7%	4.2%	0.1%	5.4%
Total March:	9.8%	6.4%	9.4%	4.2%	6.0%	7.1%	5.5%	6.4%	24.9%	10.2%	8.1%	8.3%	8.1%	5.8%	7.7%	4.1%	0.4%	3.2%
Medical & Dental	9.0%	3.2%	6.7%	3.6%	1.4%	5.9%	4.0%	4.8%	28.5%	8.4%	8.5%	4.5%	8.4%	8.1%	6.9%	2.5%	0.2%	4.2%
Nursing & Midwifery	10.2%	7.9%	11.1%	4.0%	7.1%	6.0%	5.4%	5.8%	22.6%	9.2%	7.5%	8.5%	7.7%	8.8%	8.3%	4.1%	0.4%	3.7%
Health & Social Care Professionals	7.3%	5.6%	7.5%	4.3%	4.5%	8.9%	4.9%	5.8%	19.2%	12.1%	8.8%	7.8%	8.7%	3.9%	7.4%	3.8%	0.3%	3.3%
Management & Administrative	11.1%	4.9%	6.0%	4.9%	4.3%	7.5%	6.5%	6.9%	30.3%	9.7%	10.1%	7.4%	9.5%	0.8%	5.5%	3.7%	0.4%	1.4%
General Support	8.3%	4.5%	8.9%	7.6%	5.5%	10.1%	8.2%	9.6%	39.0%	10.1%	9.2%	10.2%	9.5%	3.4%	7.4%	5.9%	0.5%	1.0%
Patient & Client Care	10.5%	5.9%	9.5%	2.9%	6.6%	8.5%	26.3%	9.4%	54.2%	13.6%	7.1%	0.0%	6.8%	11.0%	8.4%	4.7%	0.4%	3.4%
Total February:	6.2%	2.3%	5.7%	3.9%	4.8%	4.3%	4.5%	4.4%	6.8%	6.7%	4.5%	5.7%	4.7%	2.2%	4.5%	4.0%	0.5%	
Medical & Dental	1.3%	0.9%	2.7%	1.3%	3.0%	3.5%	0.5%	1.7%	4.0%	4.5%	2.3%	0.0%	2.2%	0.4%	2.1%	1.8%	0.3%	
Nursing & Midwifery	6.3%	3.1%	6.7%	4.1%	4.5%	4.5%	3.6%	4.3%	5.6%	5.8%	4.3%	5.5%	4.5%	3.0%	4.6%	4.0%	0.6%	
Health & Social Care Professionals	6.0%	1.2%	1.8%	3.0%	4.0%	1.2%	3.5%	2.9%	8.2%	7.5%	4.0%	4.2%	4.0%	0.3%	3.6%	3.4%	0.3%	
Management & Administrative	8.5%	2.9%	5.3%	3.0%	3.7%	1.8%	10.6%	7.2%	16.3%	7.2%	8.0%	2.1%	6.9%	0.9%	4.2%	3.9%	0.2%	
General Support	7.3%	2.5%	6.6%	8.7%	7.3%	5.2%	10.9%	6.7%	0.0%	9.9%	8.4%	10.9%	9.1%	7.4%	7.4%	7.1%	0.3%	
Patient & Client Care	6.9%	1.4%	10.7%	3.7%	4.6%	6.7%	0.0%	6.4%	20.0%	9.2%	3.2%	0.0%	3.0%	3.7%	4.8%	4.3%	0.5%	
Total January:	6.7%	4.1%	6.3%	3.9%	6.2%	5.6%	5.1%	5.4%	6.8%	6.8%	4.7%	5.1%	4.8%	2.3%	5.0%	4.5%	0.5%	
Medical & Dental	0.8%	2.0%	3.8%	1.4%	3.2%	0.0%	0.8%	0.5%	4.5%	3.0%	2.7%	0.0%	2.6%	0.4%	2.1%	2.0%	0.2%	
Nursing & Midwifery	6.6%	5.1%	7.6%	4.6%	5.8%	7.4%	7.9%	7.5%	5.9%	6.7%	4.8%	4.3%	4.7%	3.7%	5.5%	5.0%	0.6%	
Health & Social Care Professionals	8.7%	2.4%	3.1%	2.3%	7.3%	1.0%	4.7%	3.7%	3.1%	6.3%	3.1%	5.2%	3.2%	0.4%	4.0%	3.7%	0.3%	
Management & Administrative	6.9%	3.8%	7.5%	1.8%	7.3%	1.0%	5.9%	3.9%	12.4%	6.6%	9.6%	2.2%	8.1%	1.1%	4.2%	3.9%	0.4%	
General Support	7.4%	5.2%	4.3%	7.9%	7.4%	10.9%	10.2%	10.7%	0.0%	10.6%	5.5%	9.4%	6.7%	3.1%	7.2%	6.7%	0.5%	
Patient & Client Care	9.6%	3.3%	8.0%	3.0%	5.7%	5.0%	0.0%	4.9%	16.0%	8.4%	3.5%	11.3%	3.8%	2.1%				

Mental Health Absence Rate - by Staff Category & S38 Agency	St. John of God (MHS)	St. Vincent's, Fairview	Total absence	Certified absence	Self-certified absence	COVID-19 absence
<b>Mental Health: S38 2020 overall</b>	<b>4.3%</b>	<b>4.4%</b>	<b>4.3%</b>	<b>2.5%</b>	<b>0.6%</b>	<b>1.2%</b>
Medical & Dental	2.2%	1.6%	2.1%	0.6%	0.2%	1.4%
Nursing & Midwifery	5.1%	4.2%	4.5%	2.8%	0.6%	1.1%
Health & Social Care Professionals	3.3%	2.7%	3.2%	1.3%	0.3%	1.6%
Management & Administrative	6.2%	3.4%	5.1%	3.1%	0.9%	1.1%
General Support	10.3%	6.7%	7.5%	5.2%	1.2%	1.2%
Patient & Client Care	3.7%	1.7%	2.3%	1.2%	0.1%	0.9%
<b>Total October:</b>	<b>2.7%</b>	<b>2.1%</b>	<b>2.4%</b>	<b>2.1%</b>	<b>0.1%</b>	<b>0.2%</b>
Medical & Dental	2.9%	0.2%	2.7%	2.5%	0.2%	
Nursing & Midwifery	2.5%	2.4%	2.4%	2.0%	0.1%	0.3%
Health & Social Care Professionals	1.3%	0.5%	1.2%	1.2%	0.0%	
Management & Administrative	5.7%	0.9%	3.8%	3.2%	0.2%	0.4%
General Support	4.3%	2.8%	3.1%	3.0%	0.1%	
Patient & Client Care	0.0%	0.0%	0.0%			
<b>Total September:</b>	<b>2.3%</b>	<b>3.0%</b>	<b>2.6%</b>	<b>2.1%</b>	<b>0.3%</b>	<b>0.2%</b>
Medical & Dental	0.6%	0.0%	0.6%	0.6%		
Nursing & Midwifery	4.2%	3.7%	3.9%	2.9%	0.4%	0.6%
Health & Social Care Professionals	2.0%	1.4%	1.9%	1.8%	0.1%	
Management & Administrative	2.8%	0.0%	1.7%	1.7%		
General Support	0.9%	3.6%	2.9%	2.2%	0.7%	
Patient & Client Care	0.0%	4.4%	3.2%	3.2%		
<b>Total August:</b>	<b>1.9%</b>	<b>1.6%</b>	<b>1.8%</b>	<b>1.4%</b>	<b>0.3%</b>	<b>0.1%</b>
Medical & Dental	0.1%	6.5%	0.6%		0.1%	0.5%
Nursing & Midwifery	2.8%	1.8%	2.2%	1.7%	0.5%	
Health & Social Care Professionals	1.2%	0.0%	1.1%	0.9%	0.1%	
Management & Administrative	3.1%	0.6%	2.1%	2.0%	0.1%	
General Support	6.9%	1.5%	2.7%	2.5%	0.1%	
Patient & Client Care	0.0%	1.0%	0.7%		0.7%	
<b>Total July:</b>	<b>2.1%</b>	<b>2.5%</b>	<b>2.3%</b>	<b>2.1%</b>	<b>0.2%</b>	
Medical & Dental	0.6%	0.0%	0.5%	0.3%	0.3%	
Nursing & Midwifery	3.6%	1.9%	2.5%	2.2%	0.2%	
Health & Social Care Professionals	0.2%	4.9%	0.5%	0.3%	0.3%	
Management & Administrative	3.3%	4.2%	3.7%	3.6%	0.1%	
General Support	11.7%	3.6%	5.3%	5.1%	0.2%	
Patient & Client Care	2.9%	0.0%	0.8%		0.8%	
<b>Total June:</b>	<b>2.1%</b>	<b>3.2%</b>	<b>2.6%</b>	<b>2.0%</b>	<b>0.5%</b>	<b>0.1%</b>
Medical & Dental	0.3%	0.0%	0.3%	0.3%		
Nursing & Midwifery	3.7%	2.5%	2.9%	1.8%	1.1%	
Health & Social Care Professionals	0.2%	0.0%	0.2%		0.2%	
Management & Administrative	3.4%	6.1%	4.5%	4.5%		
General Support	12.7%	4.6%	6.4%	5.0%	0.8%	0.6%
Patient & Client Care	0.0%	0.0%	0.0%			
<b>Total May:</b>	<b>3.7%</b>	<b>5.9%</b>	<b>4.6%</b>	<b>2.5%</b>	<b>0.2%</b>	<b>1.8%</b>
Medical & Dental	1.3%	0.0%	1.2%	0.6%	0.1%	0.6%
Nursing & Midwifery	6.8%	5.4%	5.9%	4.0%	0.1%	1.8%
Health & Social Care Professionals	1.8%	2.8%	1.8%	0.5%		1.3%
Management & Administrative	3.9%	8.0%	5.5%	2.3%	0.5%	2.6%
General Support	10.8%	8.1%	8.8%	4.2%	0.9%	3.6%
Patient & Client Care	2.0%	0.0%	0.5%	0.5%		
<b>Total April:</b>	<b>13.0%</b>	<b>6.1%</b>	<b>10.0%</b>	<b>1.2%</b>	<b>1.9%</b>	<b>6.9%</b>
Medical & Dental	10.4%	4.7%	10.0%		1.0%	9.0%
Nursing & Midwifery	10.9%	6.1%	7.7%	1.4%	1.4%	4.9%
Health & Social Care Professionals	12.7%	0.0%	11.9%		1.4%	10.5%
Management & Administrative	16.8%	2.0%	10.9%	0.5%	3.7%	6.7%
General Support	27.1%	11.5%	15.1%	5.5%	3.5%	6.1%
Patient & Client Care	0.0%	0.0%	0.0%			
<b>Total March:</b>	<b>5.5%</b>	<b>8.3%</b>	<b>6.7%</b>	<b>2.1%</b>	<b>1.6%</b>	<b>3.1%</b>
Medical & Dental	4.0%	4.5%	4.1%	0.5%		3.6%
Nursing & Midwifery	5.4%	8.5%	7.5%	3.2%	1.0%	3.3%
Health & Social Care Professionals	4.9%	7.8%	5.1%	0.1%	1.1%	3.8%
Management & Administrative	6.5%	7.4%	6.8%	1.3%	3.7%	1.8%
General Support	8.2%	10.2%	9.8%	4.8%	3.9%	1.0%
Patient & Client Care	26.3%	0.0%	8.3%			8.3%
<b>Total February:</b>	<b>4.5%</b>	<b>5.7%</b>	<b>5.0%</b>	<b>4.6%</b>	<b>0.4%</b>	
Medical & Dental	0.5%	0.0%	0.5%	0.5%		
Nursing & Midwifery	3.6%	5.5%	4.8%	3.7%	1.1%	
Health & Social Care Professionals	3.5%	4.2%	3.5%	3.5%		
Management & Administrative	10.6%	2.1%	7.6%	7.6%		
General Support	10.9%	10.9%	10.9%	10.7%	0.2%	
Patient & Client Care	0.0%	0.0%	0.0%			
<b>Total January:</b>	<b>5.1%</b>	<b>5.1%</b>	<b>5.1%</b>	<b>4.9%</b>	<b>0.2%</b>	
Medical & Dental	0.8%	0.0%	0.8%	0.8%		
Nursing & Midwifery	7.9%	4.3%	5.4%	5.1%	0.4%	
Health & Social Care Professionals	4.7%	5.2%	4.8%	4.8%		
Management & Administrative	5.9%	2.2%	4.4%	4.1%	0.2%	
General Support	10.2%	9.4%	9.6%	9.0%	0.6%	
Patient & Client Care	0.0%	11.3%	9.3%	9.3%		
<b>Mental Health: S38 2019 overall</b>	<b>3.5%</b>	<b>3.8%</b>	<b>3.6%</b>	<b>3.1%</b>	<b>0.5%</b>	
Medical & Dental	0.6%	0.8%	0.6%	0.3%	0.3%	
Nursing & Midwifery	3.1%	3.4%	3.3%	2.8%	0.5%	
Health & Social Care Professionals	5.0%	2.0%	4.8%	4.2%	0.6%	
Management & Administrative	3.2%	3.2%	3.2%	2.7%	0.5%	
General Support	7.0%	5.8%	6.1%	5.8%	0.3%	
Patient & Client Care	0.0%	5.6%	4.2%	3.8%	0.4%	