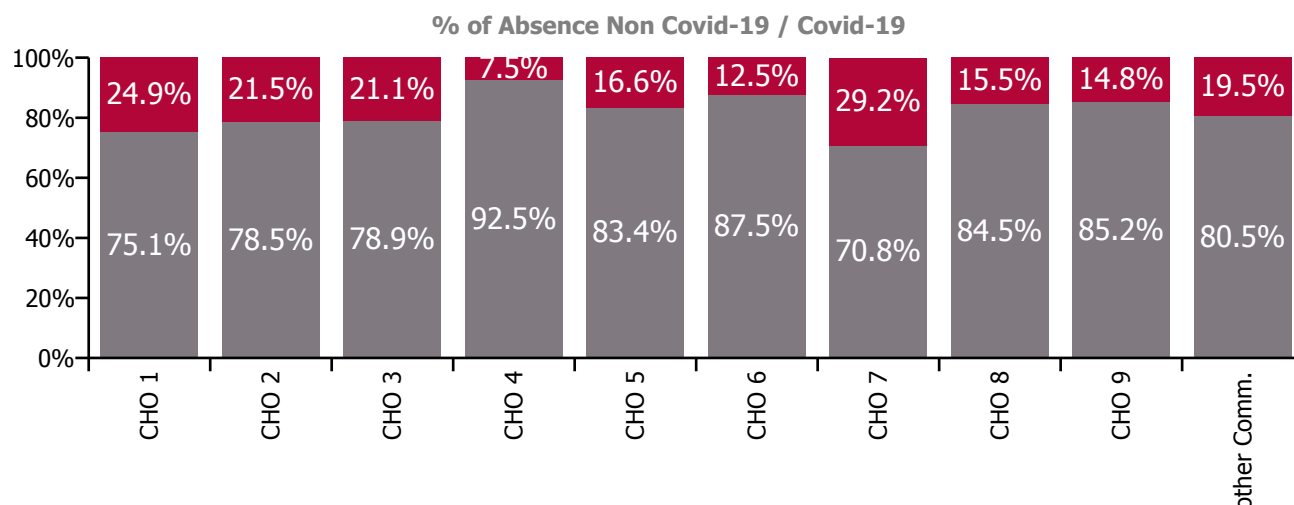
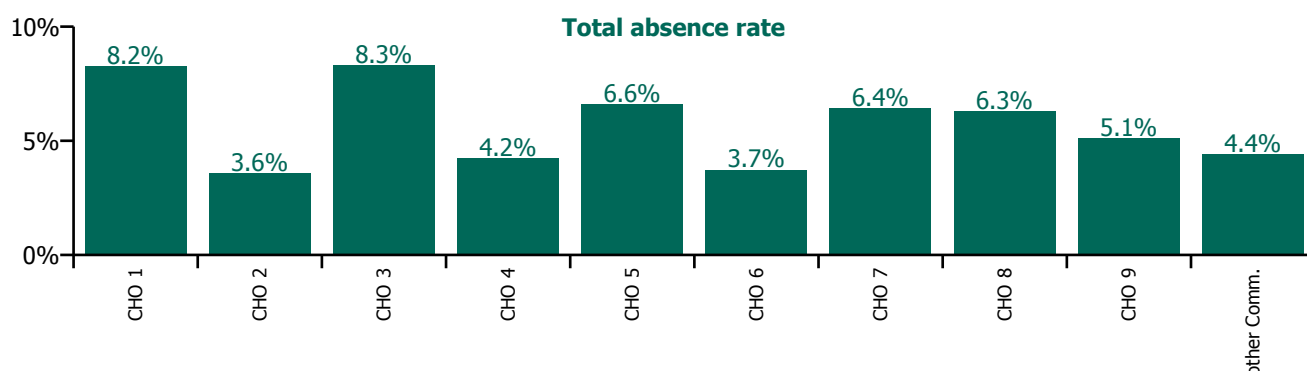


September 2021

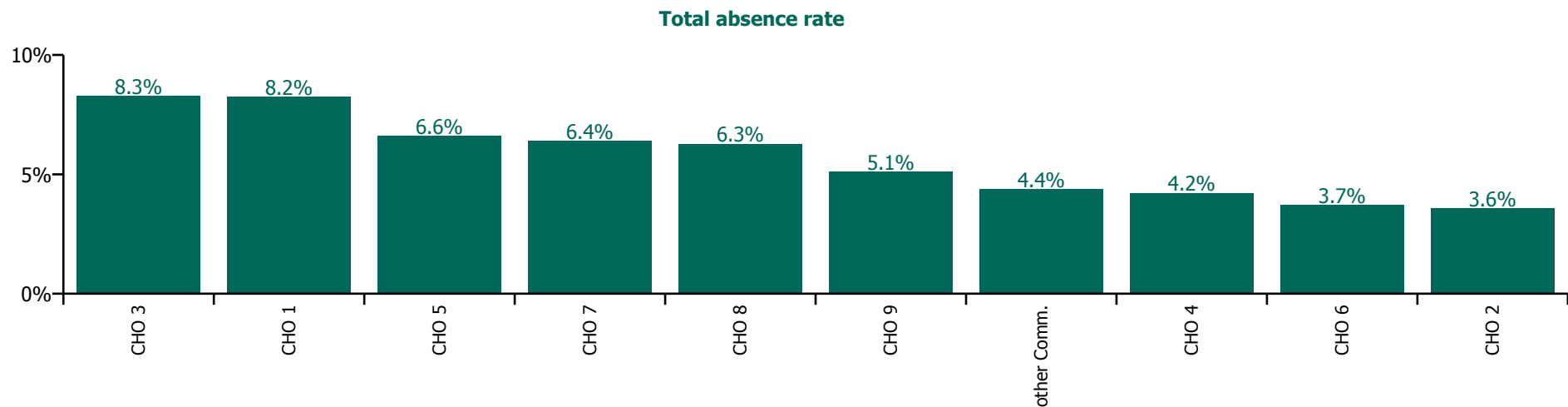
Health Service Absence Rate - by Staff Category: Sep 2021	Certified absence	Self-certified absence	Non Covid-19 absence	Covid-19 absence	Total absence rate	% Non Covid-19 absence	% Covid-19 absence
Mental Health	4.1%	0.4%	4.5%	1.0%	5.5%	81.5%	18.5%
Medical & Dental	2.4%	0.1%	2.5%	0.5%	3.0%	83.0%	17.0%
Nursing & Midwifery	4.5%	0.5%	5.0%	1.4%	6.4%	78.2%	21.8%
Health & Social Care Professionals	2.8%	0.3%	3.1%	0.5%	3.6%	87.2%	12.8%
Management & Administrative	3.8%	0.3%	4.1%	0.6%	4.7%	87.8%	12.2%
General Support	5.6%	0.4%	6.0%	1.4%	7.4%	81.1%	18.9%
Patient & Client Care	4.7%	0.5%	5.2%	0.8%	6.0%	86.6%	13.4%

Health Service Absence Rate - Care Group by CHO: Sep 2021	Certified absence	Self-certified absence	Non Covid-19 absence	Covid-19 absence	Total absence rate	% Non Covid-19 absence	% Covid-19 absence
Mental Health	4.1%	0.4%	4.5%	1.0%	5.5%	81.5%	18.5%
CHO 1	5.9%	0.3%	6.2%	2.0%	8.2%	75.1%	24.9%
CHO 2	2.7%	0.1%	2.8%	0.8%	3.6%	78.5%	21.5%
CHO 3	6.0%	0.6%	6.5%	1.7%	8.3%	78.9%	21.1%
CHO 4	3.5%	0.4%	3.9%	0.3%	4.2%	92.5%	7.5%
CHO 5	4.8%	0.7%	5.5%	1.1%	6.6%	83.4%	16.6%
CHO 6	2.9%	0.4%	3.3%	0.5%	3.7%	87.5%	12.5%
CHO 7	4.1%	0.5%	4.5%	1.9%	6.4%	70.8%	29.2%
CHO 8	4.9%	0.4%	5.3%	1.0%	6.3%	84.5%	15.5%
CHO 9	4.0%	0.4%	4.3%	0.8%	5.1%	85.2%	14.8%
Other Community Services	2.9%	0.6%	3.5%	0.9%	4.4%	80.5%	19.5%

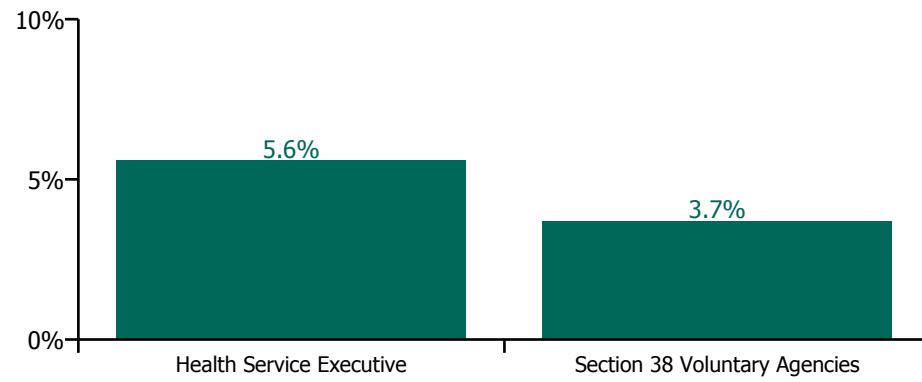


September 2021

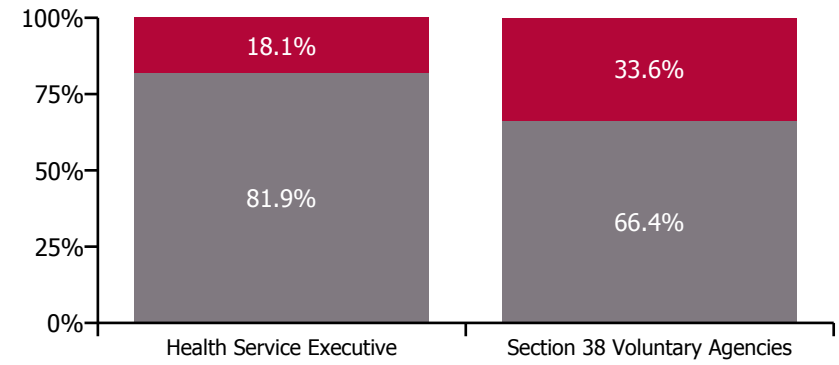
Health Service Absence Rate - by Hospital Group & Staff Category: Sep 2021	Medical & Dental	Nursing & Midwifery	Health & Social Care Professionals	Management & Administrative	General Support	Patient & Client Care	Certified absence	Self-certified absence	Non Covid-19 absence	Covid-19 absence	Total absence rate
Mental Health	3.0%	6.4%	3.6%	4.7%	7.4%	6.0%	4.1%	0.4%	4.5%	1.0%	5.5%
CHO 1	4.1%	9.1%	6.2%	5.6%	16.4%	6.9%	5.9%	0.3%	6.2%	2.0%	8.2%
CHO 2	3.2%	5.2%	1.6%	2.6%	2.7%	1.6%	2.7%	0.1%	2.8%	0.8%	3.6%
CHO 3	6.7%	10.9%	3.3%	7.4%	2.5%	10.1%	6.0%	0.6%	6.5%	1.7%	8.3%
CHO 4	2.0%	5.7%	1.1%	3.7%	4.5%	5.2%	3.5%	0.4%	3.9%	0.3%	4.2%
CHO 5	1.6%	7.5%	4.1%	3.1%	7.2%	11.6%	4.8%	0.7%	5.5%	1.1%	6.6%
CHO 6	3.3%	3.1%	4.2%	6.1%	3.6%	3.5%	2.9%	0.4%	3.3%	0.5%	3.7%
CHO 7	3.6%	5.4%	6.4%	10.5%	10.0%	9.9%	4.1%	0.5%	4.5%	1.9%	6.4%
CHO 8	0.6%	6.3%	5.3%	5.7%	10.8%	9.7%	4.9%	0.4%	5.3%	1.0%	6.3%
CHO 9	2.6%	4.5%	4.4%	5.3%	10.1%	6.4%	4.0%	0.4%	4.3%	0.8%	5.1%
Other Community Services	4.7%	5.7%	1.1%	1.9%	4.3%	3.6%	2.9%	0.6%	3.5%	0.9%	4.4%



Total absence rate



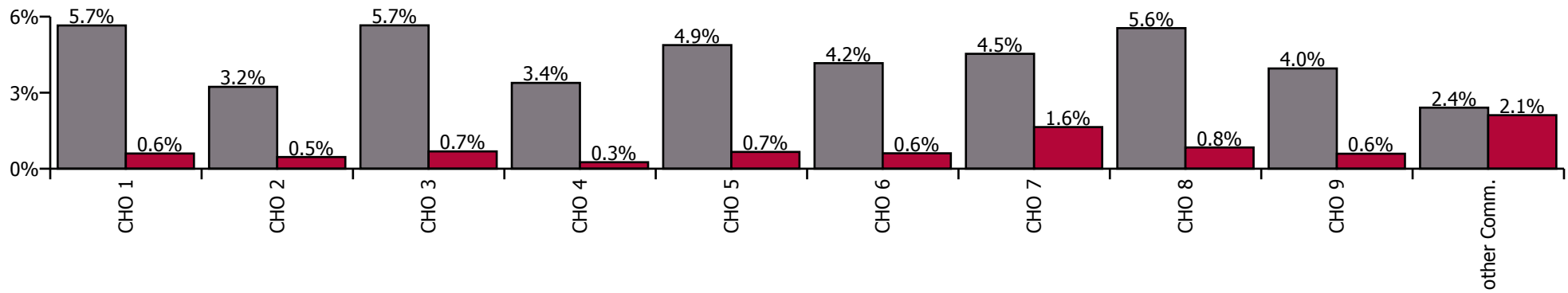
Non Covid-19 & Covid-19 Absence



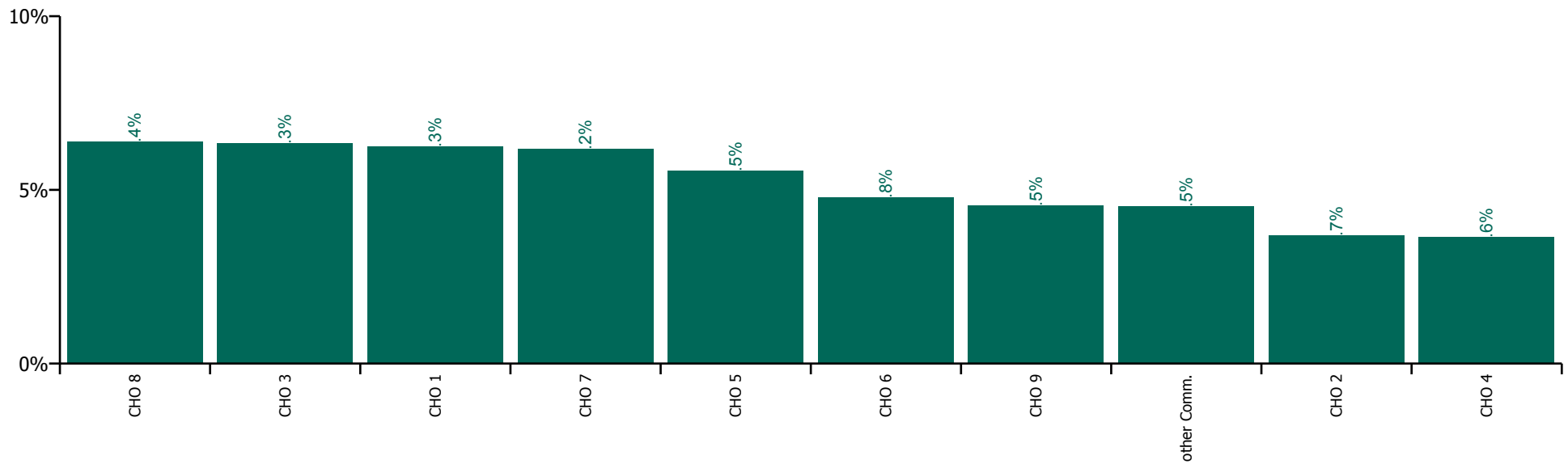
September 2021

Health Service Absence Rate by Hospital: Sep 2021	Medical & Dental	Nursing & Midwifery	Health & Social Care Professionals	Management & Administrative	General Support	Patient & Client Care	Certified absence	Self-certified absence	Non Covid-19 absence	Covid-19 absence	Total absence rate
Mental Health	2.2%	5.7%	3.8%	3.9%	6.2%	5.9%	3.9%	0.4%	4.3%	0.7%	5.0%
Health Service Executive	3.2%	6.6%	5.0%	5.9%	7.7%	7.8%	5.3%	0.4%	5.7%	0.6%	6.3%
CHO 1	3.2%	6.6%	5.0%	5.9%	7.7%	7.8%	5.3%	0.4%	5.7%	0.6%	6.3%
Health Service Executive	1.0%	4.6%	3.2%	3.0%	2.9%	3.4%	3.0%	0.2%	3.2%	0.5%	3.7%
CHO 2	1.0%	4.6%	3.2%	3.0%	2.9%	3.4%	3.0%	0.2%	3.2%	0.5%	3.7%
Health Service Executive	3.7%	7.7%	3.7%	5.3%	5.5%	7.8%	5.2%	0.4%	5.7%	0.7%	6.3%
CHO 3	3.7%	7.7%	3.7%	5.3%	5.5%	7.8%	5.2%	0.4%	5.7%	0.7%	6.3%
Health Service Executive	1.6%	4.2%	2.8%	2.9%	4.3%	3.8%	3.0%	0.4%	3.4%	0.3%	3.6%
CHO 4	1.6%	4.2%	2.8%	2.9%	4.3%	3.8%	3.0%	0.4%	3.4%	0.3%	3.6%
Health Service Executive	2.4%	5.8%	4.6%	4.8%	6.3%	6.5%	4.4%	0.5%	4.9%	0.7%	5.5%
CHO 5	2.4%	5.8%	4.6%	4.8%	6.3%	6.5%	4.4%	0.5%	4.9%	0.7%	5.5%
Health Service Executive	1.8%	5.9%	5.3%	4.0%	8.3%	4.9%	4.3%	0.5%	4.8%	0.7%	5.5%
Section 38 Voluntary Agencies	1.5%	3.8%	4.2%	4.3%	7.9%	1.1%	2.9%	0.4%	3.3%	0.5%	3.8%
CHO 6	1.6%	5.4%	4.6%	4.2%	8.2%	4.8%	3.7%	0.5%	4.2%	0.6%	4.8%
Health Service Executive	2.2%	6.8%	4.4%	7.1%	12.5%	11.0%	4.2%	0.4%	4.5%	1.6%	6.2%
CHO 7	2.2%	6.8%	4.4%	7.1%	12.5%	11.0%	4.2%	0.4%	4.5%	1.6%	6.2%
Health Service Executive	2.1%	6.8%	4.7%	5.3%	8.7%	8.8%	5.0%	0.5%	5.6%	0.8%	6.4%
CHO 8	2.1%	6.8%	4.7%	5.3%	8.7%	8.8%	5.0%	0.5%	5.6%	0.8%	6.4%
Health Service Executive	2.9%	4.9%	3.8%	5.4%	6.3%	5.3%	3.8%	0.4%	4.1%	0.6%	4.8%
Section 38 Voluntary Agencies	2.1%	3.3%	2.2%	3.7%	5.3%	3.4%	2.9%	0.4%	3.3%	0.4%	3.7%
CHO 9	2.9%	4.6%	3.7%	5.0%	6.0%	5.2%	3.6%	0.4%	4.0%	0.6%	4.5%
Other Community Services	1.9%	6.8%	1.3%	0.5%	5.4%	9.9%	1.9%	0.5%	2.4%	2.1%	4.5%

Non Covid-19 / Covid-19 absence rates



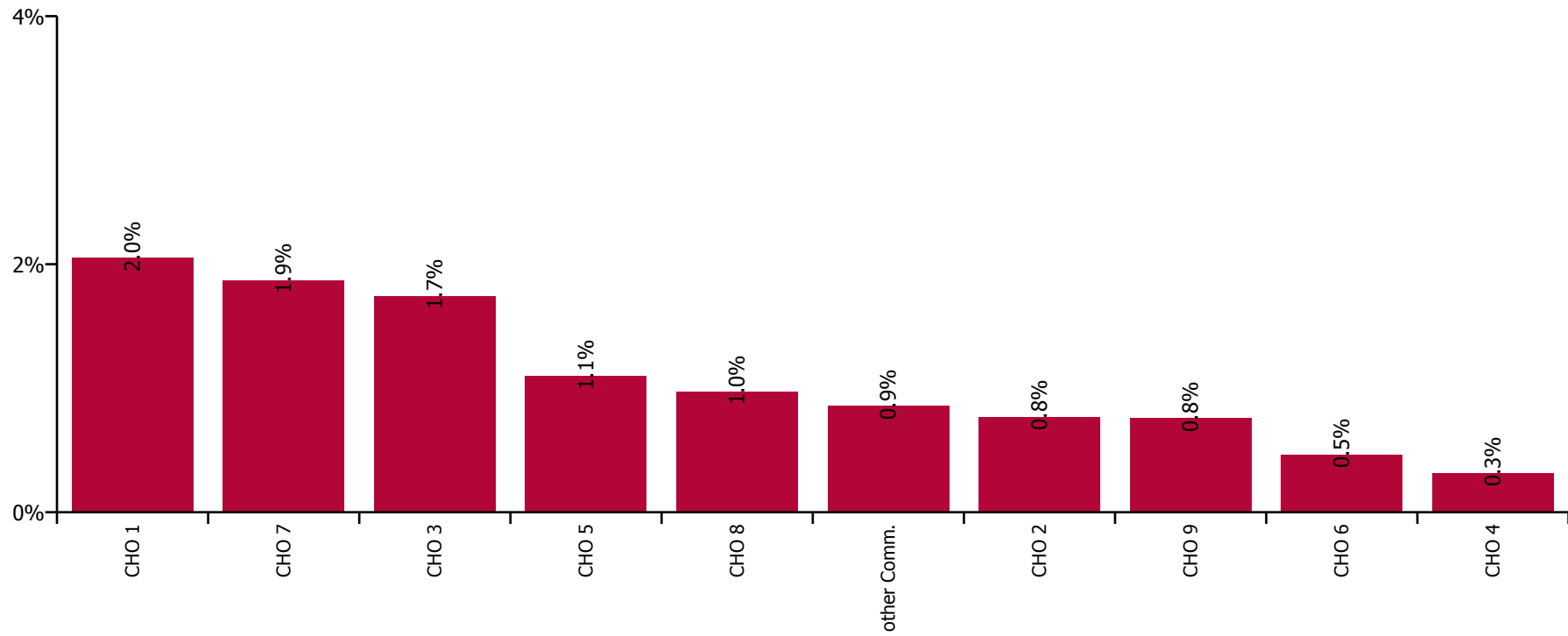
Total absence rate



September 2021

Health Service Covid-19 Absence Rate - by Staff Category & Hospital: Sep 2021	Medical & Dental	Nursing & Midwifery	Health & Social Care Professionals	Management & Administrative	General Support	Patient & Client Care	Covid-19 absence	Non Covid-19 absence	Total absence rate
Mental Health	0.5%	1.4%	0.5%	4.7%	1.4%	0.8%	1.0%	4.5%	5.5%
Health Service Executive	1.6%	3.0%	0.8%	5.6%	2.8%	0.2%	2.0%	6.2%	8.2%
CHO 1	1.6%	3.0%	0.8%	5.6%	2.8%	0.2%	2.0%	6.2%	8.2%
Health Service Executive	0.3%	1.5%	0.0%	2.6%	0.0%	0.1%	0.8%	2.8%	3.6%
CHO 2	0.3%	1.5%	0.0%	2.6%	0.0%	0.1%	0.8%	2.8%	3.6%
Health Service Executive	2.6%	1.7%	1.2%	7.4%	2.0%	1.7%	1.7%	6.5%	8.3%
CHO 3	2.6%	1.7%	1.2%	7.4%	2.0%	1.7%	1.7%	6.5%	8.3%
Health Service Executive	0.2%	0.6%	0.0%	3.7%	0.0%	0.3%	0.3%	3.9%	4.2%
CHO 4	0.2%	0.6%	0.0%	3.7%	0.0%	0.3%	0.3%	3.9%	4.2%
Health Service Executive	0.3%	1.4%	0.8%	3.1%	1.5%	0.2%	1.1%	5.5%	6.6%
CHO 5	0.3%	1.4%	0.8%	3.1%	1.5%	0.2%	1.1%	5.5%	6.6%
Health Service Executive	0.0%	0.6%	0.0%	4.4%	0.0%	0.7%	0.4%	3.5%	3.9%
Section 38 Voluntary Agencies	0.0%	0.0%	1.4%	7.2%	0.0%	0.0%	0.5%	2.9%	3.4%
CHO 6	0.0%	0.5%	0.8%	6.1%	0.0%	0.7%	0.5%	3.3%	3.7%
Health Service Executive	0.9%	1.9%	0.2%	10.5%	5.6%	4.5%	1.9%	4.5%	6.4%
CHO 7	0.9%	1.9%	0.2%	10.5%	5.6%	4.5%	1.9%	4.5%	6.4%
Health Service Executive	0.0%	1.5%	0.5%	5.7%	2.0%	0.5%	1.0%	5.3%	6.3%
CHO 8	0.0%	1.5%	0.5%	5.7%	2.0%	0.5%	1.0%	5.3%	6.3%
Health Service Executive	0.0%	0.5%	0.5%	4.8%	1.5%	0.0%	0.5%	4.8%	5.3%
Section 38 Voluntary Agencies	0.0%	1.6%	0.0%	7.2%	5.0%	0.0%	2.2%	1.9%	4.1%
CHO 9	0.0%	0.7%	0.5%	5.3%	2.5%	0.0%	0.8%	4.3%	5.1%
Other Community Services	0.0%	1.3%	0.0%	1.9%	0.4%	1.3%	0.9%	3.5%	4.4%

Covid-19 absence rate



September 2021

Health Service Absence Rate - by Staff Category: Sep 2021	Certified absence	Self-certified absence	Non Covid-19 absence	Covid-19 absence	Total absence rate	% Non Covid-19 absence	% Covid-19 absence
HSE Mental Health CHO 1	5.9%	0.3%	6.2%	2.0%	8.2%	75.1%	24.9%
Medical & Dental	2.5%	0.1%	2.5%	1.6%	4.1%	61.0%	39.0%
Nursing & Midwifery	5.8%	0.3%	6.1%	3.0%	9.1%	66.9%	33.1%
Health & Social Care Professionals	5.0%	0.4%	5.4%	0.8%	6.2%	87.0%	13.0%
Management & Administrative	4.8%	0.3%	5.1%	0.5%	5.6%	90.7%	9.3%
General Support	13.1%	0.4%	13.5%	2.8%	16.4%	82.8%	17.2%
Patient & Client Care	6.6%	0.1%	6.7%	0.2%	6.9%	96.7%	3.3%

September 2021

Health Service Absence Rate - by Staff Category: Sep 2021	Certified absence	Self-certified absence	Non Covid-19 absence	Covid-19 absence	Total absence rate	% Non Covid-19 absence	% Covid-19 absence
HSE Mental Health CHO 2	2.7%	0.1%	2.8%	0.8%	3.6%	78.5%	21.5%
Medical & Dental	2.8%	0.1%	2.9%	0.3%	3.2%	90.4%	9.6%
Nursing & Midwifery	3.7%	0.1%	3.8%	1.5%	5.2%	71.7%	28.3%
Health & Social Care Professionals	1.6%	0.0%	1.6%	0.0%	1.6%	100.0%	0.0%
Management & Administrative	2.3%	0.0%	2.3%	0.3%	2.6%	88.8%	11.2%
General Support	2.7%	0.0%	2.7%	0.0%	2.7%	100.0%	0.0%
Patient & Client Care	1.3%	0.2%	1.4%	0.1%	1.6%	92.3%	7.7%

September 2021

Health Service Absence Rate - by Staff Category: Sep 2021	Certified absence	Self-certified absence	Non Covid-19 absence	Covid-19 absence	Total absence rate	% Non Covid-19 absence	% Covid-19 absence
HSE Mental Health CHO 3	6.0%	0.6%	6.5%	1.7%	8.3%	78.9%	21.1%
Medical & Dental	4.0%	0.1%	4.1%	2.6%	6.7%	61.0%	39.0%
Nursing & Midwifery	8.5%	0.8%	9.2%	1.7%	10.9%	84.4%	15.6%
Health & Social Care Professionals	1.8%	0.4%	2.2%	1.2%	3.3%	65.1%	34.9%
Management & Administrative	4.3%	0.8%	5.0%	2.3%	7.4%	68.2%	31.8%
General Support	0.0%	0.6%	0.6%	2.0%	2.5%	22.1%	77.9%
Patient & Client Care	8.1%	0.3%	8.3%	1.7%	10.1%	82.9%	17.1%

September 2021

Health Service Absence Rate - by Staff Category: Sep 2021	Certified absence	Self-certified absence	Non Covid-19 absence	Covid-19 absence	Total absence rate	% Non Covid-19 absence	% Covid-19 absence
HSE Mental Health CHO 4	3.5%	0.4%	3.9%	0.3%	4.2%	92.5%	7.5%
Medical & Dental	1.6%	0.1%	1.7%	0.2%	2.0%	88.3%	11.7%
Nursing & Midwifery	4.6%	0.5%	5.2%	0.6%	5.7%	90.2%	9.8%
Health & Social Care Professionals	0.7%	0.3%	1.0%	0.0%	1.1%	96.5%	3.5%
Management & Administrative	3.7%	0.0%	3.7%	0.0%	3.7%	100.0%	0.0%
General Support	4.3%	0.2%	4.5%	0.0%	4.5%	100.0%	0.0%
Patient & Client Care	4.2%	0.7%	4.9%	0.3%	5.2%	95.1%	4.9%

September 2021

Health Service Absence Rate - by Staff Category: Sep 2021	Certified absence	Self-certified absence	Non Covid-19 absence	Covid-19 absence	Total absence rate	% Non Covid-19 absence	% Covid-19 absence
HSE Mental Health CHO 5	4.8%	0.7%	5.5%	1.1%	6.6%	83.4%	16.6%
Medical & Dental	1.0%	0.3%	1.3%	0.3%	1.6%	82.3%	17.7%
Nursing & Midwifery	5.2%	0.9%	6.2%	1.4%	7.5%	82.0%	18.0%
Health & Social Care Professionals	3.1%	0.2%	3.3%	0.8%	4.1%	81.2%	18.8%
Management & Administrative	2.2%	0.3%	2.5%	0.6%	3.1%	81.5%	18.5%
General Support	5.2%	0.6%	5.7%	1.5%	7.2%	79.6%	20.4%
Patient & Client Care	10.5%	0.9%	11.4%	0.2%	11.6%	98.5%	1.5%

September 2021

Health Service Absence Rate - by Staff Category: Sep 2021	Certified absence	Self-certified absence	Non Covid-19 absence	Covid-19 absence	Total absence rate	% Non Covid-19 absence	% Covid-19 absence
HSE Mental Health CHO 6	2.9%	0.4%	3.3%	0.5%	3.7%	87.5%	12.5%
Medical & Dental	3.3%	0.0%	3.3%	0.0%	3.3%	100.0%	0.0%
Nursing & Midwifery	2.1%	0.5%	2.6%	0.5%	3.1%	84.7%	15.3%
Health & Social Care Professionals	3.2%	0.2%	3.4%	0.8%	4.2%	80.2%	19.8%
Management & Administrative	5.0%	0.8%	5.8%	0.3%	6.1%	94.7%	5.3%
General Support	3.1%	0.5%	3.6%	0.0%	3.6%	100.0%	0.0%
Patient & Client Care	2.7%	0.1%	2.8%	0.7%	3.5%	80.7%	19.3%

September 2021

Health Service Absence Rate - by Staff Category: Sep 2021	Certified absence	Self-certified absence	Non Covid-19 absence	Covid-19 absence	Total absence rate	% Non Covid-19 absence	% Covid-19 absence
HSE Mental Health CHO 7	4.1%	0.5%	4.5%	1.9%	6.4%	70.8%	29.2%
Medical & Dental	2.5%	0.1%	2.7%	0.9%	3.6%	74.5%	25.5%
Nursing & Midwifery	3.0%	0.5%	3.5%	1.9%	5.4%	64.0%	36.0%
Health & Social Care Professionals	5.7%	0.5%	6.2%	0.2%	6.4%	96.5%	3.5%
Management & Administrative	9.2%	0.6%	9.9%	0.7%	10.5%	93.7%	6.3%
General Support	3.9%	0.6%	4.4%	5.6%	10.0%	44.0%	56.0%
Patient & Client Care	4.6%	0.8%	5.4%	4.5%	9.9%	54.5%	45.5%

September 2021

Health Service Absence Rate - by Staff Category: Sep 2021	Certified absence	Self-certified absence	Non Covid-19 absence	Covid-19 absence	Total absence rate	% Non Covid-19 absence	% Covid-19 absence
HSE Mental Health CHO 8	4.9%	0.4%	5.3%	1.0%	6.3%	84.5%	15.5%
Medical & Dental	0.4%	0.2%	0.6%	0.0%	0.6%	100.0%	0.0%
Nursing & Midwifery	4.4%	0.5%	4.9%	1.5%	6.3%	76.9%	23.1%
Health & Social Care Professionals	4.6%	0.1%	4.7%	0.5%	5.3%	89.9%	10.1%
Management & Administrative	5.4%	0.2%	5.5%	0.2%	5.7%	96.2%	3.8%
General Support	8.7%	0.2%	8.8%	2.0%	10.8%	81.6%	18.4%
Patient & Client Care	8.2%	1.1%	9.2%	0.5%	9.7%	94.9%	5.1%

September 2021

Health Service Absence Rate - by Staff Category: Sep 2021	Certified absence	Self-certified absence	Non Covid-19 absence	Covid-19 absence	Total absence rate	% Non Covid-19 absence	% Covid-19 absence
HSE Mental Health CHO 9	4.0%	0.4%	4.3%	0.8%	5.1%	85.2%	14.8%
Medical & Dental	2.4%	0.2%	2.6%	0.0%	2.6%	100.0%	0.0%
Nursing & Midwifery	3.4%	0.4%	3.8%	0.7%	4.5%	84.2%	15.8%
Health & Social Care Professionals	3.6%	0.3%	3.9%	0.5%	4.4%	88.8%	11.2%
Management & Administrative	3.6%	0.3%	4.0%	1.3%	5.3%	75.0%	25.0%
General Support	7.1%	0.5%	7.6%	2.5%	10.1%	75.2%	24.8%
Patient & Client Care	6.0%	0.5%	6.4%	0.0%	6.4%	100.0%	0.0%

September 2021

Health Service Absence Rate - by Staff Category: Sep 2021	Certified absence	Self-certified absence	Non Covid-19 absence	Covid-19 absence	Total absence rate	% Non Covid-19 absence	% Covid-19 absence
HSE Mental Health Other Community Services	2.9%	0.6%	3.5%	0.9%	4.4%	80.5%	19.5%
Medical & Dental	4.7%	0.0%	4.7%	0.0%	4.7%	100.0%	0.0%
Nursing & Midwifery	3.6%	0.9%	4.5%	1.3%	5.7%	77.7%	22.3%
Health & Social Care Professionals	0.8%	0.3%	1.1%	0.0%	1.1%	100.0%	0.0%
Management & Administrative	1.8%	0.1%	1.9%	0.0%	1.9%	100.0%	0.0%
General Support	3.4%	0.4%	3.8%	0.4%	4.3%	89.8%	10.2%
Patient & Client Care	1.5%	0.9%	2.3%	1.3%	3.6%	64.0%	36.0%

September 2021

St. John of God (MHS) absence by Staff Category	Certified absence	Self-certified absence	Non Covid-19 absence	Covid-19 absence	Total absence rate	% Non Covid-19 absence	% Covid-19 absence
St. John of God (MHS) (CHO 6)	2.6%	0.2%	2.9%	0.5%	3.4%	84.5%	15.5%
Medical & Dental	2.3%	0.0%	2.3%	0.0%	2.3%	100.0%	0.0%
Nursing & Midwifery	2.2%	0.1%	2.3%	0.0%	2.3%	100.0%	0.0%
Health & Social Care Professionals	1.9%	0.2%	2.2%	1.4%	3.6%	61.3%	38.7%
Management & Administrative	6.2%	0.7%	6.9%	0.3%	7.2%	96.4%	3.6%
General Support	0.0%	0.6%	0.6%	0.0%	0.6%	100.0%	0.0%
Patient & Client Care	0.0%	0.0%	0.0%	0.0%	0.0%		#DIV/0

September 2021

St. Vincent's, Fairview absence by Staff Category	Certified absence	Self-certified absence	Non Covid-19 absence	Covid-19 absence	Total absence rate	% Non Covid-19 absence	% Covid-19 absence
St. Vincent's, Fairview (CHO 9)	1.7%	0.2%	1.9%	2.2%	4.1%	46.5%	53.5%
Medical & Dental	0.0%	0.0%	0.0%	0.0%	0.0%		
Nursing & Midwifery	0.2%	0.1%	0.3%	1.6%	1.9%	14.7%	85.3%
Health & Social Care Professionals	2.0%	0.0%	2.0%	0.0%	2.0%	100.0%	0.0%
Management & Administrative	4.3%	0.2%	4.5%	2.7%	7.2%	62.7%	37.3%
General Support	5.0%	0.6%	5.6%	5.0%	10.6%	53.0%	47.0%
Patient & Client Care	2.7%	0.0%	2.7%	0.0%	2.7%	100.0%	0.0%

Mental Health

Year/ month	Medical & Dental	Nursing & Midwifery	Health & Social Care Professionals	Management & Administrative	General Support	Patient & Client Care	Certified absence	Self-certified absence	Non Covid-19 absence	Covid-19 absence	Total absence rate
2021	1.7%	6.0%	3.7%	3.5%	5.9%	6.4%	3.5%	0.4%	3.9%	1.2%	5.1%
Sep 2021	3.0%	6.4%	3.6%	4.7%	7.4%	6.0%	4.1%	0.4%	4.5%	1.0%	5.5%
Aug 2021	1.5%	6.6%	4.6%	4.5%	5.4%	7.3%	4.3%	0.4%	4.7%	0.9%	5.7%
Jul 2021	1.6%	5.4%	3.8%	3.8%	5.8%	5.8%	3.7%	0.4%	4.1%	0.7%	4.7%
Jun 2021	1.3%	4.8%	3.9%	2.6%	6.4%	5.3%	3.4%	0.4%	3.8%	0.5%	4.3%
May 2021	0.8%	4.5%	2.9%	2.0%	4.6%	5.0%	2.9%	0.3%	3.2%	0.6%	3.7%
Apr 2021	1.2%	4.8%	3.1%	2.5%	4.3%	5.3%	3.0%	0.3%	3.4%	0.6%	4.0%
Mar 2021	1.0%	5.2%	3.4%	3.2%	5.7%	6.1%	3.2%	0.4%	3.6%	0.9%	4.5%
Feb 2021	1.5%	6.4%	4.0%	4.2%	5.2%	7.2%	3.4%	0.4%	3.8%	1.6%	5.4%
Jan 2021	3.9%	9.6%	4.0%	4.6%	7.7%	9.6%	3.7%	0.2%	4.0%	3.8%	7.8%
2020	3.0%	6.5%	4.0%	3.6%	6.6%	6.9%	3.7%	0.3%	4.1%	1.5%	5.6%
Dec 2020	2.6%	6.9%	4.1%	2.8%	6.0%	6.9%	3.6%	0.3%	3.9%	1.7%	5.6%
Nov 2020	2.7%	6.4%	3.7%	2.7%	5.7%	5.6%	3.5%	0.3%	3.7%	1.3%	5.1%
Oct 2020	2.4%	6.9%	3.5%	3.0%	5.5%	5.9%	3.5%	0.3%	3.8%	1.5%	5.3%
Sep 2020	2.1%	6.4%	4.0%	3.2%	6.9%	7.3%	3.9%	0.3%	4.2%	1.2%	5.4%
Aug 2020	1.9%	5.7%	3.2%	2.9%	5.1%	7.5%	3.8%	0.3%	4.1%	0.8%	4.9%
Jul 2020	2.2%	5.0%	2.8%	2.6%	5.7%	6.6%	3.5%	0.3%	3.8%	0.7%	4.5%
Jun 2020	1.3%	5.1%	2.2%	2.7%	6.2%	6.8%	3.2%	0.3%	3.5%	0.9%	4.4%
May 2020	2.7%	7.7%	2.8%	3.7%	7.2%	8.4%	3.5%	0.2%	3.8%	2.5%	6.2%
Apr 2020	6.3%	9.5%	6.3%	5.2%	9.5%	9.7%	3.7%	0.2%	3.9%	4.4%	8.3%
Mar 2020	6.9%	8.3%	7.4%	5.5%	7.4%	8.4%	4.1%	0.4%	4.5%	3.2%	7.7%
Feb 2020	2.1%	4.6%	3.6%	4.2%	7.4%	4.8%	4.0%	0.5%	4.5%		4.5%
Jan 2020	2.1%	5.5%	4.0%	4.2%	7.2%	5.1%	4.5%	0.5%	5.0%		5.0%
2019	1.9%	5.1%	4.1%	4.6%	6.0%	4.9%	4.3%	0.5%	4.7%		4.7%
Dec 2019	2.6%	5.7%	4.8%	5.6%	6.7%	5.3%	4.8%	0.6%	5.4%		5.4%
Nov 2019	1.2%	5.2%	4.0%	4.7%	5.7%	4.8%	4.1%	0.5%	4.6%		4.6%
Oct 2019	2.0%	4.9%	3.8%	5.2%	5.4%	4.0%	4.0%	0.5%	4.4%		4.4%
Sep 2019	2.2%	5.4%	4.5%	5.4%	5.3%	4.0%	4.3%	0.5%	4.8%		4.8%
Aug 2019	2.3%	5.2%	4.6%	4.5%	5.6%	5.1%	4.4%	0.4%	4.8%		4.8%
Jul 2019	1.9%	5.3%	4.6%	3.7%	5.7%	5.4%	4.4%	0.4%	4.8%		4.8%
Jun 2019	1.4%	4.9%	4.5%	4.2%	5.8%	5.3%	4.2%	0.4%	4.6%		4.6%
May 2019	1.8%	4.7%	3.8%	4.3%	6.0%	4.4%	4.0%	0.4%	4.4%		4.4%

Apr 2019	2.2%	4.9%	3.6%	3.5%	6.1%	4.8%	4.0%	0.4%	4.4%		4.4%
Mar 2019	1.4%	5.0%	3.5%	4.9%	6.8%	5.1%	4.2%	0.4%	4.6%		4.6%
Feb 2019	2.1%	4.9%	4.3%	4.2%	6.3%	4.6%	4.1%	0.6%	4.6%		4.6%
Jan 2019	1.9%	5.4%	3.9%	5.7%	7.0%	5.9%	4.7%	0.5%	5.2%		5.2%
2018	2.0%	5.1%	3.5%	4.0%	6.1%	5.4%	4.2%	0.5%	4.7%		4.7%

Mental Health

Year/ month	CHO 1	CHO 2	CHO 3	CHO 4	CHO 5	CHO 6	CHO 7	CHO 8	CHO 9	other Comm.	Community Services absence rate	Certified absence	Self-certified absence	Non Covid-19 absence	Covid-19 absence	Total absence rate
2021	6.4%	3.1%	6.9%	4.2%	5.7%	4.6%	5.8%	6.5%	4.7%	4.2%	5.1%	3.5%	0.4%	3.9%	1.2%	5.1%
Sep 2021	8.2%	3.6%	8.3%	4.2%	6.6%	3.7%	6.4%	6.3%	5.1%	4.4%	5.5%	4.1%	0.4%	4.5%	1.0%	5.52%
Aug 2021	8.2%	5.1%	7.2%	4.1%	6.3%	4.3%	6.3%	7.0%	4.5%	4.6%	5.7%	4.3%	0.4%	4.7%	0.9%	5.67%
Jul 2021	6.4%	2.6%	7.2%	3.5%	5.6%	3.8%	5.5%	6.1%	4.3%	3.8%	4.7%	3.7%	0.4%	4.1%	0.7%	4.75%
Jun 2021	5.3%	1.5%	6.3%	4.1%	5.0%	3.9%	5.3%	6.1%	4.3%	3.2%	4.3%	3.4%	0.4%	3.8%	0.5%	4.30%
May 2021	4.6%	1.2%	4.9%	2.9%	4.6%	3.7%	4.1%	5.8%	4.0%	2.0%	3.7%	2.9%	0.3%	3.2%	0.6%	3.75%
Apr 2021	4.4%	2.7%	5.1%	3.3%	4.1%	3.4%	4.6%	6.4%	3.7%	2.9%	4.0%	3.0%	0.3%	3.4%	0.6%	3.98%
Mar 2021	5.3%	2.9%	6.3%	4.2%	4.6%	3.7%	5.3%	5.5%	4.0%	4.3%	4.5%	3.2%	0.4%	3.6%	0.9%	4.51%
Feb 2021	6.2%	3.7%	6.7%	4.6%	5.3%	4.5%	6.6%	6.8%	5.7%	5.1%	5.4%	3.4%	0.4%	3.8%	1.6%	5.41%
Jan 2021	9.0%	4.6%	10.5%	5.7%	9.2%	10.2%	8.2%	8.5%	6.8%	7.6%	7.8%	3.7%	0.2%	4.0%	3.8%	7.76%
2020	6.9%	4.1%	7.3%	4.1%	5.8%	4.9%	8.5%	7.6%	4.8%	4.8%	5.6%	3.7%	0.3%	4.1%	1.5%	5.6%
Dec 2020	7.0%	3.6%	5.0%	2.9%	5.9%	6.3%	7.6%	7.1%	4.2%	8.1%	5.6%	3.6%	0.3%	3.9%	1.7%	5.58%
Nov 2020	6.5%	3.7%	6.3%	3.5%	5.5%	4.4%	11.0%	5.9%	3.7%	4.6%	5.1%	3.5%	0.3%	3.7%	1.3%	5.07%
Oct 2020	6.9%	3.9%	7.2%	4.2%	6.0%	3.8%	10.9%	6.7%	3.6%	5.1%	5.3%	3.5%	0.3%	3.8%	1.5%	5.33%
Sep 2020	6.7%	4.5%	7.4%	3.8%	5.8%	4.4%	6.2%	8.3%	4.0%	4.5%	5.4%	3.9%	0.3%	4.2%	1.2%	5.44%
Aug 2020	6.2%	3.9%	7.4%	3.4%	5.3%	3.4%	6.2%	7.0%	3.5%	4.7%	4.9%	3.8%	0.3%	4.1%	0.8%	4.93%
Jul 2020	6.0%	3.5%	6.3%	3.7%	4.4%	3.1%	6.3%	6.1%	3.6%	3.8%	4.5%	3.5%	0.3%	3.8%	0.7%	4.49%
Jun 2020	5.5%	3.0%	6.9%	3.8%	5.0%	3.4%	4.7%	6.1%	3.2%	3.8%	4.4%	3.2%	0.3%	3.5%	0.9%	4.42%
May 2020	6.1%	4.4%	9.7%	5.6%	6.6%	4.3%	7.1%	8.4%	5.8%	5.5%	6.2%	3.5%	0.2%	3.8%	2.5%	6.22%
Apr 2020	8.7%	5.9%	9.9%	6.5%	7.7%	9.6%	14.2%	11.8%	7.9%	6.8%	8.3%	3.7%	0.2%	3.9%	4.4%	8.31%
Mar 2020	9.8%	6.4%	9.4%	4.2%	6.0%	6.4%	24.9%	10.2%	8.1%	5.8%	7.7%	4.1%	0.4%	4.5%	3.2%	7.66%
Feb 2020	6.2%	2.3%	5.7%	3.9%	4.8%	4.4%	6.8%	6.7%	4.7%	2.2%	4.5%	4.0%	0.5%	4.5%		4.46%
Jan 2020	6.7%	4.1%	6.3%	3.9%	6.2%	5.4%	5.8%	6.8%	4.8%	2.3%	5.0%	4.5%	0.5%	5.0%		5.01%
2019	6.1%	4.1%	5.9%	3.3%	5.3%	4.1%	5.0%	5.7%	4.4%		4.7%	4.3%	0.5%	4.7%		4.7%
Dec 2019	6.3%	4.4%	6.6%	3.6%	6.4%	5.0%	5.9%	7.2%	4.6%		5.4%	4.8%	0.6%	5.4%		5.36%
Nov 2019	5.7%	3.5%	5.3%	3.8%	4.6%	3.7%	5.3%	6.2%	4.3%		4.6%	4.1%	0.5%	4.6%		4.64%
Oct 2019	4.7%	3.6%	5.6%	3.3%	5.0%	3.3%	5.9%	5.7%	4.2%		4.4%	4.0%	0.5%	4.4%		4.44%
Sep 2019	6.0%	4.0%	5.4%	3.9%	5.4%	3.0%	6.3%	5.6%	4.6%		4.8%	4.3%	0.5%	4.8%		4.81%
Aug 2019	6.3%	4.0%	6.7%	3.3%	5.4%	4.1%	5.9%	5.9%	4.5%		4.8%	4.4%	0.4%	4.8%		4.82%
Jul 2019	6.7%	4.1%	6.6%	3.2%	5.0%	4.4%	4.0%	5.7%	4.3%		4.8%	4.4%	0.4%	4.8%		4.82%
Jun 2019	6.4%	3.9%	6.3%	2.9%	4.7%	4.9%	5.4%	5.6%	3.9%		4.6%	4.2%	0.4%	4.6%		4.62%
May 2019	5.8%	3.6%	6.3%	3.1%	4.9%	4.8%	5.2%	5.1%	3.0%		4.4%	4.0%	0.4%	4.4%		4.39%
Apr 2019	5.6%	4.0%	5.8%	2.8%	4.9%	3.6%	5.0%	5.5%	3.7%		4.4%	4.0%	0.4%	4.4%		4.40%
Mar 2019	6.4%	4.5%	6.1%	2.8%	5.3%	3.3%	4.1%	5.0%	4.8%		4.6%	4.2%	0.4%	4.6%		4.63%
Feb 2019	6.2%	4.1%	5.5%	3.2%	5.6%	5.1%	3.6%	5.5%	3.7%		4.6%	4.1%	0.6%	4.6%		4.61%
Jan 2019	7.5%	5.3%	4.2%	3.2%	6.0%	4.5%	4.0%	5.3%	6.2%		5.2%	4.7%	0.5%	5.2%		5.17%

