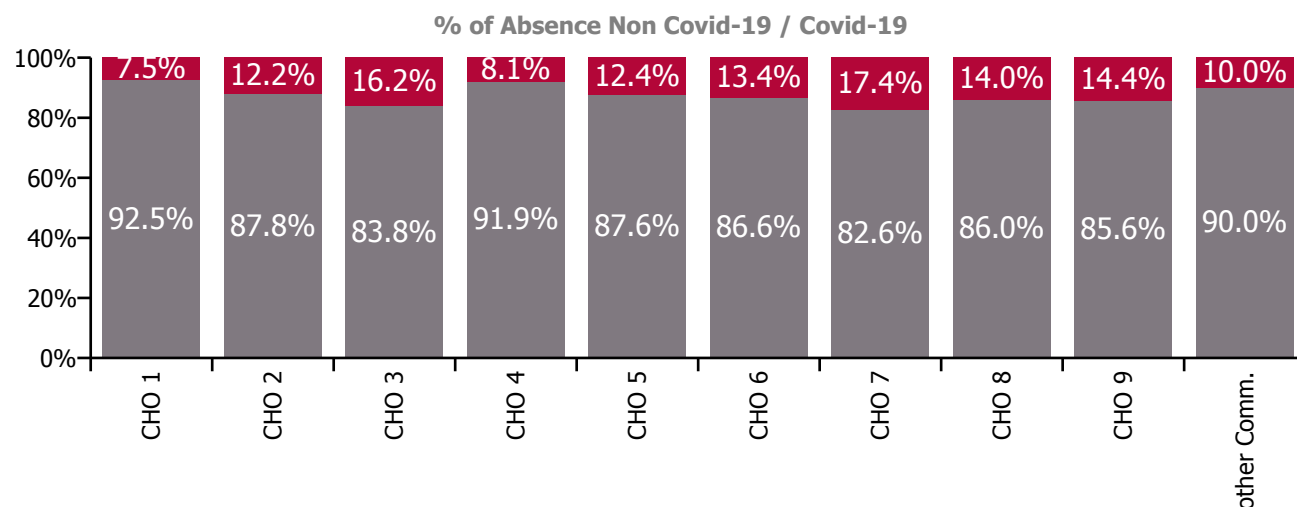
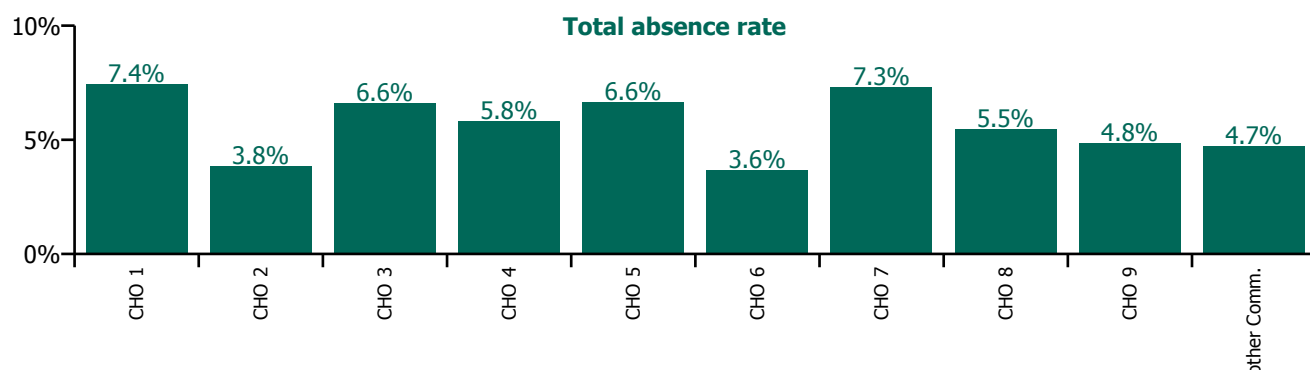


September 2023

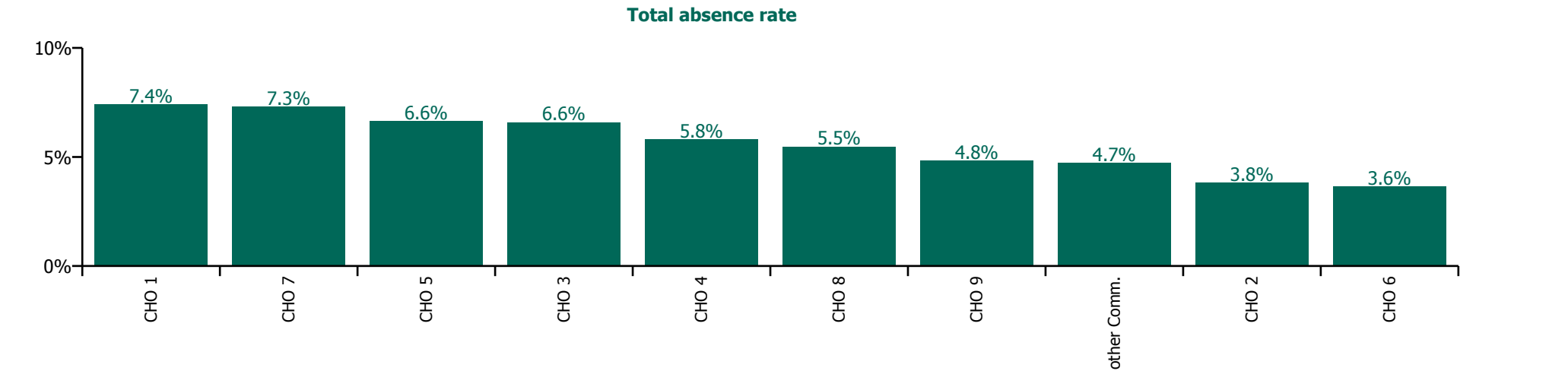
Health Service Absence Rate - by Staff Category: Sep 2023	Certified absence	Self-certified absence	Non Covid-19 absence	Covid-19 absence	Total absence rate	% Non Covid-19 absence	% Covid-19 absence
Mental Health	4.4%	0.5%	4.9%	0.7%	5.6%	87.8%	12.2%
Medical & Dental	1.1%	0.3%	1.4%	0.2%	1.6%	88.3%	11.7%
Nursing & Midwifery	4.8%	0.6%	5.4%	0.8%	6.2%	86.6%	13.4%
Health & Social Care Professionals	3.8%	0.4%	4.2%	0.4%	4.7%	90.4%	9.6%
Management & Administrative	4.5%	0.3%	4.8%	0.6%	5.4%	89.4%	10.6%
General Support	6.8%	0.5%	7.2%	0.6%	7.8%	92.5%	7.5%
Patient & Client Care	5.0%	0.6%	5.6%	0.9%	6.5%	85.9%	14.1%

Health Service Absence Rate - Care Group by CHO: Sep 2023	Certified absence	Self-certified absence	Non Covid-19 absence	Covid-19 absence	Total absence rate	% Non Covid-19 absence	% Covid-19 absence
Mental Health	4.4%	0.5%	4.9%	0.7%	5.6%	87.8%	12.2%
CHO 1	6.4%	0.4%	6.9%	0.6%	7.4%	92.5%	7.5%
CHO 2	3.2%	0.1%	3.4%	0.5%	3.8%	87.8%	12.2%
CHO 3	5.0%	0.6%	5.5%	1.1%	6.6%	83.8%	16.2%
CHO 4	4.8%	0.5%	5.3%	0.5%	5.8%	91.9%	8.1%
CHO 5	5.3%	0.5%	5.8%	0.8%	6.6%	87.6%	12.4%
CHO 6	2.7%	0.5%	3.2%	0.5%	3.6%	86.6%	13.4%
CHO 7	5.6%	0.4%	6.0%	1.3%	7.3%	82.6%	17.4%
CHO 8	4.1%	0.6%	4.7%	0.8%	5.5%	86.0%	14.0%
CHO 9	3.6%	0.5%	4.1%	0.7%	4.8%	85.6%	14.4%
Other Community Services	3.4%	0.9%	4.3%	0.5%	4.7%	90.0%	10.0%

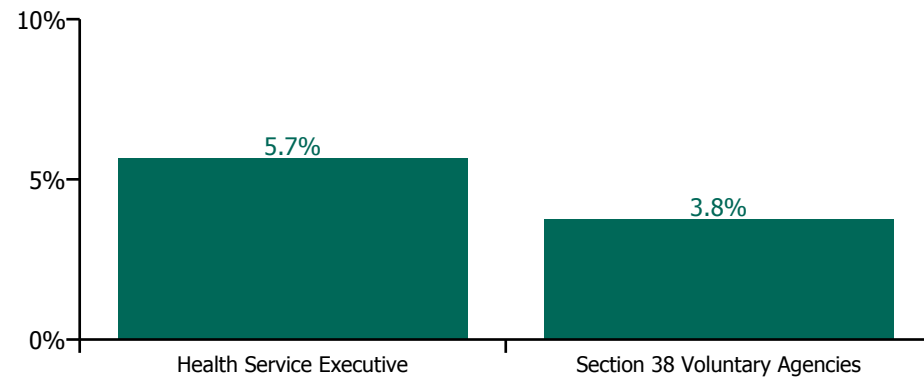


September 2023

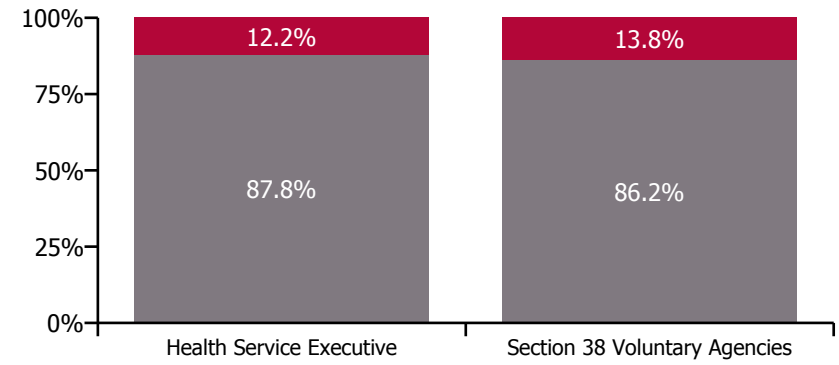
Health Service Absence Rate - by Hospital Group & Staff Category: Sep 2023	Medical & Dental	Nursing & Midwifery	Health & Social Care Professionals	Management & Administrative	General Support	Patient & Client Care	Certified absence	Self-certified absence	Non Covid-19 absence	Covid-19 absence	Total absence rate
Mental Health	1.6%	6.2%	4.7%	5.4%	7.8%	6.5%	4.4%	0.5%	4.9%	0.7%	5.6%
CHO 1	3.7%	7.4%	8.4%	7.5%	8.3%	9.3%	6.4%	0.4%	6.9%	0.6%	7.4%
CHO 2	0.2%	3.7%	2.3%	5.5%	2.4%	6.0%	3.2%	0.1%	3.4%	0.5%	3.8%
CHO 3	2.0%	8.6%	4.0%	7.4%	10.3%	5.5%	5.0%	0.6%	5.5%	1.1%	6.6%
CHO 4	1.8%	7.4%	5.1%	3.2%	6.7%	5.1%	4.8%	0.5%	5.3%	0.5%	5.8%
CHO 5	3.4%	6.3%	6.2%	6.3%	10.5%	5.0%	5.3%	0.5%	5.8%	0.8%	6.6%
CHO 6	0.4%	4.2%	3.3%	2.8%	4.2%	7.5%	2.7%	0.5%	3.2%	0.5%	3.6%
CHO 7	2.4%	8.6%	4.2%	7.4%	15.0%	10.7%	5.6%	0.4%	6.0%	1.3%	7.3%
CHO 8	1.1%	6.3%	4.6%	4.3%	3.4%	7.9%	4.1%	0.6%	4.7%	0.8%	5.5%
CHO 9	0.8%	4.8%	4.6%	6.2%	7.6%	6.5%	3.6%	0.5%	4.1%	0.7%	4.8%
Other Community Services	0.5%	5.4%	5.3%	3.7%	7.7%	4.5%	3.4%	0.9%	4.3%	0.5%	4.7%



Total absence rate



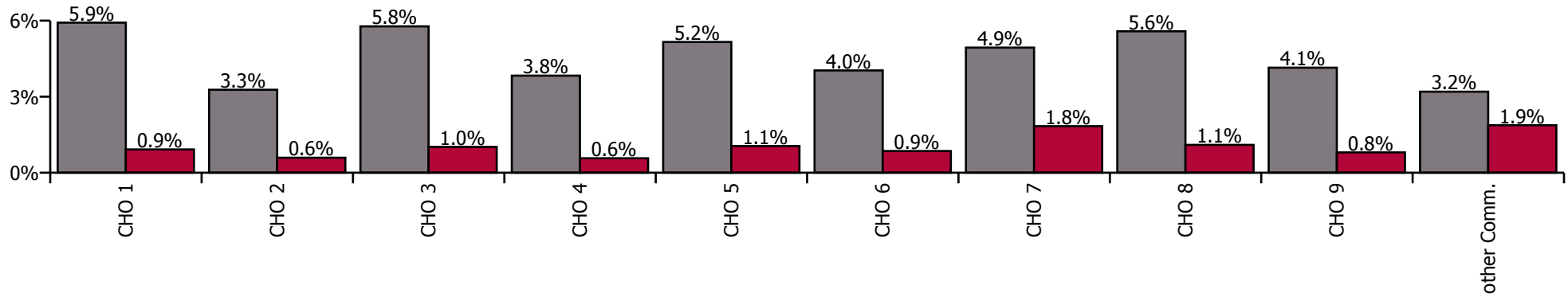
Non Covid-19 & Covid-19 Absence



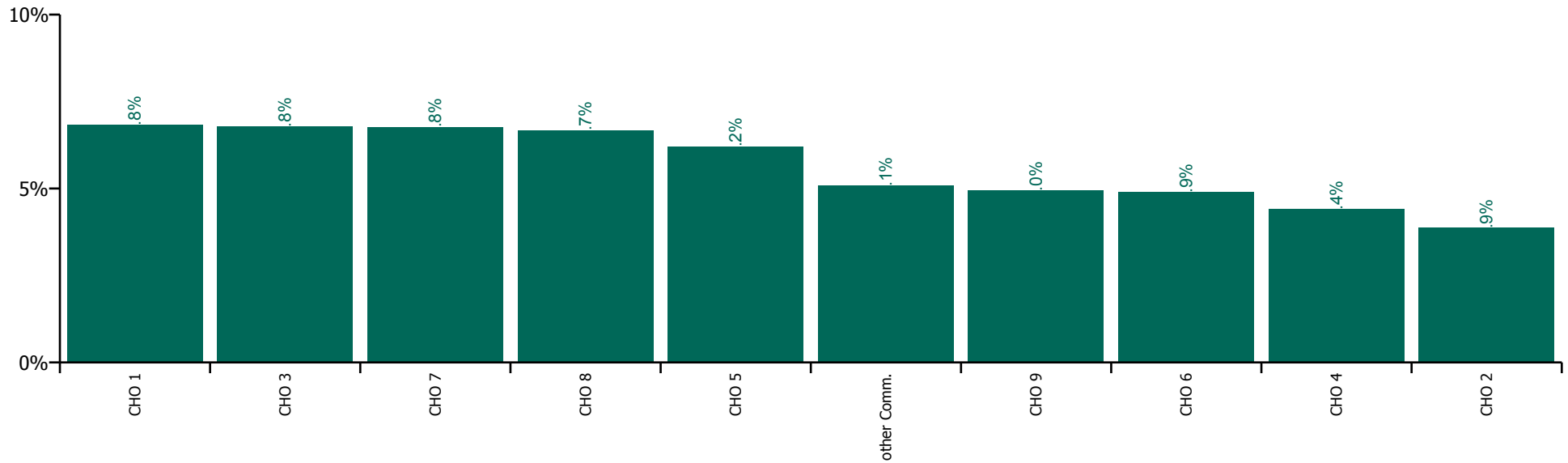
September 2023

Health Service Absence Rate by Hospital: Sep 2023	Medical & Dental	Nursing & Midwifery	Health & Social Care Professionals	Management & Administrative	General Support	Patient & Client Care	Certified absence	Self-certified absence	Non Covid-19 absence	Covid-19 absence	Total absence rate
Mental Health	2.3%	6.2%	4.2%	4.3%	6.8%	6.6%	4.1%	0.4%	4.5%	1.0%	5.5%
Health Service Executive	3.1%	7.3%	5.8%	5.9%	9.4%	7.5%	5.5%	0.4%	5.9%	0.9%	6.8%
CHO 1	3.1%	7.3%	5.8%	5.9%	9.4%	7.5%	5.5%	0.4%	5.9%	0.9%	6.8%
Health Service Executive	1.0%	4.8%	3.0%	3.1%	2.8%	3.9%	3.1%	0.2%	3.3%	0.6%	3.9%
CHO 2	1.0%	4.8%	3.0%	3.1%	2.8%	3.9%	3.1%	0.2%	3.3%	0.6%	3.9%
Health Service Executive	4.3%	8.3%	4.0%	6.1%	5.3%	8.2%	5.3%	0.5%	5.8%	1.0%	6.8%
CHO 3	4.3%	8.3%	4.0%	6.1%	5.3%	8.2%	5.3%	0.5%	5.8%	1.0%	6.8%
Health Service Executive	2.0%	5.1%	3.4%	2.9%	5.1%	4.7%	3.4%	0.4%	3.8%	0.6%	4.4%
CHO 4	2.0%	5.1%	3.4%	2.9%	5.1%	4.7%	3.4%	0.4%	3.8%	0.6%	4.4%
Health Service Executive	2.4%	6.7%	5.1%	4.8%	7.2%	6.9%	4.6%	0.5%	5.2%	1.1%	6.2%
CHO 5	2.4%	6.7%	5.1%	4.8%	7.2%	6.9%	4.6%	0.5%	5.2%	1.1%	6.2%
Health Service Executive	1.8%	6.1%	5.8%	4.4%	7.6%	5.3%	4.1%	0.5%	4.6%	1.0%	5.6%
Section 38 Voluntary Agencies	1.6%	4.0%	4.4%	4.4%	7.0%	3.7%	2.9%	0.4%	3.3%	0.6%	3.9%
CHO 6	1.7%	5.6%	4.8%	4.4%	7.4%	5.1%	3.6%	0.5%	4.0%	0.9%	4.9%
Health Service Executive	2.2%	7.3%	4.6%	6.8%	11.3%	12.7%	4.5%	0.4%	4.9%	1.8%	6.8%
CHO 7	2.2%	7.3%	4.6%	6.8%	11.3%	12.7%	4.5%	0.4%	4.9%	1.8%	6.8%
Health Service Executive	2.1%	7.0%	5.0%	5.5%	10.0%	9.3%	5.0%	0.6%	5.6%	1.1%	6.7%
CHO 8	2.1%	7.0%	5.0%	5.5%	10.0%	9.3%	5.0%	0.6%	5.6%	1.1%	6.7%
Health Service Executive	2.9%	5.2%	4.4%	6.3%	6.7%	5.9%	3.9%	0.4%	4.3%	0.8%	5.1%
Section 38 Voluntary Agencies	1.5%	3.6%	2.1%	4.5%	5.6%	3.1%	2.9%	0.4%	3.3%	0.7%	4.0%
CHO 9	2.9%	4.9%	4.3%	5.9%	6.3%	5.7%	3.7%	0.4%	4.1%	0.8%	5.0%
Other Community Services	1.6%	7.2%	2.2%	0.9%	5.2%	8.1%	2.5%	0.7%	3.2%	1.9%	5.1%

Non Covid-19 / Covid-19 absence rates



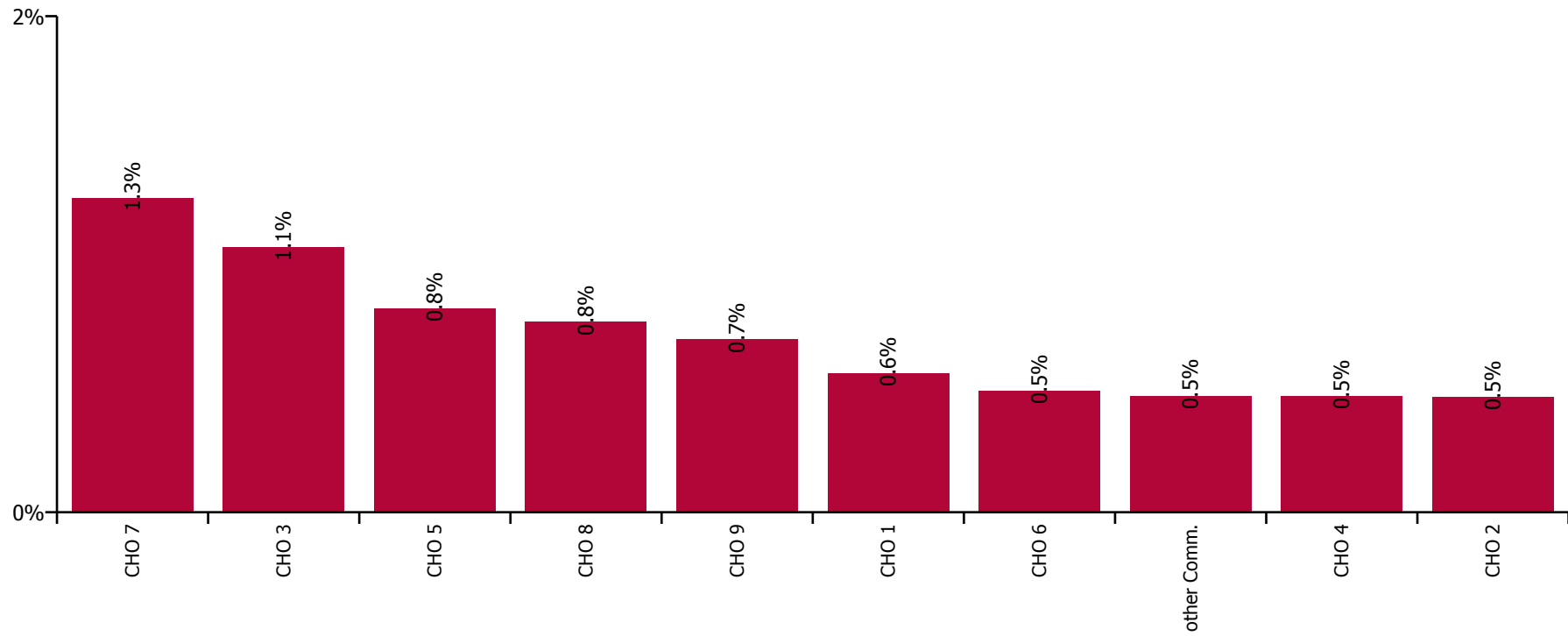
Total absence rate



September 2023

Health Service Covid-19 Absence Rate - by Staff Category & Hospital: Sep 2023	Medical & Dental	Nursing & Midwifery	Health & Social Care Professionals	Management & Administrative	General Support	Patient & Client Care	Covid-19 absence	Non Covid-19 absence	Total absence rate
Mental Health	0.2%	0.8%	0.4%	5.4%	0.6%	0.9%	0.7%	4.9%	5.6%
Health Service Executive	0.0%	0.6%	0.3%	7.5%	0.7%	0.0%	0.6%	6.9%	7.4%
CHO 1	0.0%	0.6%	0.3%	7.5%	0.7%	0.0%	0.6%	6.9%	7.4%
Health Service Executive	0.0%	0.4%	0.9%	5.5%	0.0%	0.6%	0.5%	3.4%	3.8%
CHO 2	0.0%	0.4%	0.9%	5.5%	0.0%	0.6%	0.5%	3.4%	3.8%
Health Service Executive	0.7%	1.4%	0.4%	7.4%	0.6%	1.6%	1.1%	5.5%	6.6%
CHO 3	0.7%	1.4%	0.4%	7.4%	0.6%	1.6%	1.1%	5.5%	6.6%
Health Service Executive	0.2%	0.6%	0.4%	3.2%	0.0%	0.6%	0.5%	5.3%	5.8%
CHO 4	0.2%	0.6%	0.4%	3.2%	0.0%	0.6%	0.5%	5.3%	5.8%
Health Service Executive	0.3%	1.1%	1.0%	6.3%	0.8%	0.3%	0.8%	5.8%	6.6%
CHO 5	0.3%	1.1%	1.0%	6.3%	0.8%	0.3%	0.8%	5.8%	6.6%
Health Service Executive	0.0%	1.1%	0.4%	1.7%	0.0%	0.4%	0.7%	3.5%	4.2%
Section 38 Voluntary Agencies	0.0%	0.0%	0.5%	3.7%	0.0%	0.0%	0.2%	2.6%	2.8%
CHO 6	0.0%	0.8%	0.5%	2.8%	0.0%	0.3%	0.5%	3.2%	3.6%
Health Service Executive	0.7%	1.3%	0.3%	7.4%	2.8%	2.9%	1.3%	6.0%	7.3%
CHO 7	0.7%	1.3%	0.3%	7.4%	2.8%	2.9%	1.3%	6.0%	7.3%
Health Service Executive	0.0%	1.1%	0.4%	4.3%	0.0%	0.7%	0.8%	4.7%	5.5%
CHO 8	0.0%	1.1%	0.4%	4.3%	0.0%	0.7%	0.8%	4.7%	5.5%
Health Service Executive	0.0%	1.0%	0.2%	5.8%	0.0%	1.1%	0.6%	4.1%	4.7%
Section 38 Voluntary Agencies	0.0%	0.5%	0.0%	8.1%	4.2%	0.0%	1.2%	4.5%	5.7%
CHO 9	0.0%	0.9%	0.2%	6.2%	1.3%	1.1%	0.7%	4.1%	4.8%
Other Community Services	0.0%	0.5%	0.0%	3.7%	0.0%	1.1%	0.5%	4.3%	4.7%

Covid-19 absence rate



September 2023

Health Service Absence Rate - by Staff Category: Sep 2023	Certified absence	Self-certified absence	Non Covid-19 absence	Covid-19 absence	Total absence rate	% Non Covid-19 absence	% Covid-19 absence
HSE Mental Health CHO 1	6.4%	0.4%	6.9%	0.6%	7.4%	92.5%	7.5%
Medical & Dental	3.5%	0.2%	3.7%	0.0%	3.7%	100.0%	0.0%
Nursing & Midwifery	6.4%	0.4%	6.8%	0.6%	7.4%	92.0%	8.0%
Health & Social Care Professionals	7.6%	0.4%	8.0%	0.3%	8.4%	96.3%	3.7%
Management & Administrative	5.7%	0.4%	6.1%	1.4%	7.5%	81.1%	18.9%
General Support	6.9%	0.8%	7.6%	0.7%	8.3%	92.0%	8.0%
Patient & Client Care	9.0%	0.3%	9.3%	0.0%	9.3%	100.0%	0.0%

September 2023

Health Service Absence Rate - by Staff Category: Sep 2023	Certified absence	Self-certified absence	Non Covid-19 absence	Covid-19 absence	Total absence rate	% Non Covid-19 absence	% Covid-19 absence
HSE Mental Health CHO 2	3.2%	0.1%	3.4%	0.5%	3.8%	87.8%	12.2%
Medical & Dental	0.0%	0.1%	0.2%	0.0%	0.2%	100.0%	0.0%
Nursing & Midwifery	3.2%	0.1%	3.3%	0.4%	3.7%	88.1%	11.9%
Health & Social Care Professionals	1.2%	0.1%	1.3%	0.9%	2.3%	59.6%	40.4%
Management & Administrative	4.9%	0.0%	5.0%	0.5%	5.5%	90.5%	9.5%
General Support	2.3%	0.1%	2.4%	0.0%	2.4%	100.0%	0.0%
Patient & Client Care	5.2%	0.3%	5.5%	0.6%	6.0%	90.5%	9.5%

September 2023

Health Service Absence Rate - by Staff Category: Sep 2023	Certified absence	Self-certified absence	Non Covid-19 absence	Covid-19 absence	Total absence rate	% Non Covid-19 absence	% Covid-19 absence
HSE Mental Health CHO 3	5.0%	0.6%	5.5%	1.1%	6.6%	83.8%	16.2%
Medical & Dental	0.8%	0.5%	1.3%	0.7%	2.0%	65.7%	34.3%
Nursing & Midwifery	6.3%	0.8%	7.1%	1.4%	8.6%	83.2%	16.8%
Health & Social Care Professionals	3.2%	0.4%	3.6%	0.4%	4.0%	89.8%	10.2%
Management & Administrative	6.5%	0.2%	6.7%	0.8%	7.4%	89.4%	10.6%
General Support	9.6%	0.1%	9.7%	0.6%	10.3%	94.6%	5.4%
Patient & Client Care	3.4%	0.4%	3.9%	1.6%	5.5%	70.4%	29.6%

September 2023

Health Service Absence Rate - by Staff Category: Sep 2023	Certified absence	Self-certified absence	Non Covid-19 absence	Covid-19 absence	Total absence rate	% Non Covid-19 absence	% Covid-19 absence
HSE Mental Health CHO 4	4.8%	0.5%	5.3%	0.5%	5.8%	91.9%	8.1%
Medical & Dental	1.3%	0.3%	1.5%	0.2%	1.8%	87.4%	12.6%
Nursing & Midwifery	6.3%	0.6%	6.9%	0.6%	7.4%	92.2%	7.8%
Health & Social Care Professionals	4.2%	0.5%	4.7%	0.4%	5.1%	92.4%	7.6%
Management & Administrative	2.8%	0.1%	2.9%	0.3%	3.2%	90.0%	10.0%
General Support	6.5%	0.2%	6.7%	0.0%	6.7%	100.0%	0.0%
Patient & Client Care	3.6%	0.9%	4.5%	0.6%	5.1%	88.1%	11.9%

September 2023

Health Service Absence Rate - by Staff Category: Sep 2023	Certified absence	Self-certified absence	Non Covid-19 absence	Covid-19 absence	Total absence rate	% Non Covid-19 absence	% Covid-19 absence
HSE Mental Health CHO 5	5.3%	0.5%	5.8%	0.8%	6.6%	87.6%	12.4%
Medical & Dental	2.5%	0.6%	3.1%	0.3%	3.4%	90.6%	9.4%
Nursing & Midwifery	4.6%	0.6%	5.2%	1.1%	6.3%	83.1%	16.9%
Health & Social Care Professionals	4.8%	0.3%	5.2%	1.0%	6.2%	83.6%	16.4%
Management & Administrative	5.7%	0.3%	6.0%	0.2%	6.3%	96.6%	3.4%
General Support	9.3%	0.3%	9.6%	0.8%	10.5%	92.2%	7.8%
Patient & Client Care	4.0%	0.7%	4.7%	0.3%	5.0%	93.4%	6.6%

September 2023

Health Service Absence Rate - by Staff Category: Sep 2023	Certified absence	Self-certified absence	Non Covid-19 absence	Covid-19 absence	Total absence rate	% Non Covid-19 absence	% Covid-19 absence
HSE Mental Health CHO 6	2.7%	0.5%	3.2%	0.5%	3.6%	86.6%	13.4%
Medical & Dental	0.3%	0.1%	0.4%	0.0%	0.4%	100.0%	0.0%
Nursing & Midwifery	2.8%	0.6%	3.4%	0.8%	4.2%	80.7%	19.3%
Health & Social Care Professionals	2.4%	0.4%	2.8%	0.5%	3.3%	86.1%	13.9%
Management & Administrative	2.2%	0.2%	2.4%	0.5%	2.8%	83.3%	16.7%
General Support	3.4%	0.8%	4.2%	0.0%	4.2%	100.0%	0.0%
Patient & Client Care	6.2%	0.9%	7.2%	0.3%	7.5%	95.4%	4.6%

September 2023

Health Service Absence Rate - by Staff Category: Sep 2023	Certified absence	Self-certified absence	Non Covid-19 absence	Covid-19 absence	Total absence rate	% Non Covid-19 absence	% Covid-19 absence
HSE Mental Health CHO 7	5.6%	0.4%	6.0%	1.3%	7.3%	82.6%	17.4%
Medical & Dental	1.8%	0.0%	1.8%	0.7%	2.4%	73.3%	26.7%
Nursing & Midwifery	6.9%	0.3%	7.2%	1.3%	8.6%	84.4%	15.6%
Health & Social Care Professionals	3.7%	0.3%	4.0%	0.3%	4.2%	94.1%	5.9%
Management & Administrative	6.0%	0.6%	6.6%	0.8%	7.4%	89.2%	10.8%
General Support	12.2%	0.0%	12.2%	2.8%	15.0%	81.3%	18.7%
Patient & Client Care	6.7%	1.1%	7.8%	2.9%	10.7%	73.1%	26.9%

September 2023

Health Service Absence Rate - by Staff Category: Sep 2023	Certified absence	Self-certified absence	Non Covid-19 absence	Covid-19 absence	Total absence rate	% Non Covid-19 absence	% Covid-19 absence
HSE Mental Health CHO 8	4.1%	0.6%	4.7%	0.8%	5.5%	86.0%	14.0%
Medical & Dental	0.9%	0.1%	1.1%	0.0%	1.1%	100.0%	0.0%
Nursing & Midwifery	4.5%	0.7%	5.2%	1.1%	6.3%	82.6%	17.4%
Health & Social Care Professionals	3.7%	0.6%	4.2%	0.4%	4.6%	92.2%	7.8%
Management & Administrative	2.9%	0.5%	3.4%	0.9%	4.3%	79.2%	20.8%
General Support	2.9%	0.5%	3.4%	0.0%	3.4%	100.0%	0.0%
Patient & Client Care	6.9%	0.3%	7.2%	0.7%	7.9%	91.2%	8.8%

September 2023

Health Service Absence Rate - by Staff Category: Sep 2023	Certified absence	Self-certified absence	Non Covid-19 absence	Covid-19 absence	Total absence rate	% Non Covid-19 absence	% Covid-19 absence
HSE Mental Health CHO 9	3.6%	0.5%	4.1%	0.7%	4.8%	85.6%	14.4%
Medical & Dental	0.3%	0.5%	0.8%	0.0%	0.8%	100.0%	0.0%
Nursing & Midwifery	3.3%	0.5%	3.8%	0.9%	4.8%	80.8%	19.2%
Health & Social Care Professionals	3.8%	0.5%	4.3%	0.2%	4.6%	95.0%	5.0%
Management & Administrative	5.3%	0.6%	5.9%	0.3%	6.2%	94.6%	5.4%
General Support	5.7%	0.5%	6.3%	1.3%	7.6%	82.8%	17.2%
Patient & Client Care	4.8%	0.6%	5.4%	1.1%	6.5%	83.4%	16.6%

September 2023

Health Service Absence Rate - by Staff Category: Sep 2023	Certified absence	Self-certified absence	Non Covid-19 absence	Covid-19 absence	Total absence rate	% Non Covid-19 absence	% Covid-19 absence
HSE Mental Health Other Community Services	3.4%	0.9%	4.3%	0.5%	4.7%	90.0%	10.0%
Medical & Dental	0.2%	0.4%	0.5%	0.0%	0.5%	100.0%	0.0%
Nursing & Midwifery	3.8%	1.1%	4.9%	0.5%	5.4%	90.9%	9.1%
Health & Social Care Professionals	4.6%	0.8%	5.3%	0.0%	5.3%	100.0%	0.0%
Management & Administrative	3.2%	0.3%	3.5%	0.2%	3.7%	94.0%	6.0%
General Support	6.5%	1.2%	7.7%	0.0%	7.7%	100.0%	0.0%
Patient & Client Care	2.5%	0.9%	3.4%	1.1%	4.5%	75.5%	24.5%

September 2023

St. John of God (MHS) absence by Staff Category	Certified absence	Self-certified absence	Non Covid-19 absence	Covid-19 absence	Total absence rate	% Non Covid-19 absence	% Covid-19 absence
St. John of God (MHS) (CHO 6)	2.4%	0.3%	2.6%	0.2%	2.8%	94.4%	5.6%
Medical & Dental	0.0%	0.0%	0.0%	0.0%	0.0%		
Nursing & Midwifery	4.8%	0.3%	5.1%	0.0%	5.1%	100.0%	0.0%
Health & Social Care Professionals	1.4%	0.3%	1.8%	0.5%	2.3%	79.1%	20.9%
Management & Administrative	3.4%	0.3%	3.7%	0.0%	3.7%	100.0%	0.0%
General Support	6.4%	0.6%	7.0%	0.0%	7.0%	100.0%	0.0%
Patient & Client Care	0.0%	0.0%	0.0%	0.0%	0.0%		#DIV/0

September 2023

St. Vincent's, Fairview absence by Staff Category	Certified absence	Self-certified absence	Non Covid-19 absence	Covid-19 absence	Total absence rate	% Non Covid-19 absence	% Covid-19 absence
St. Vincent's, Fairview (CHO 9)	4.1%	0.4%	4.5%	1.2%	5.7%	78.3%	21.7%
Medical & Dental	0.0%	0.0%	0.0%	0.0%	0.0%		
Nursing & Midwifery	2.5%	0.4%	2.9%	0.5%	3.5%	84.3%	15.7%
Health & Social Care Professionals	0.0%	0.0%	0.0%	0.0%	0.0%		#DIV/0
Management & Administrative	7.3%	0.7%	8.1%	0.0%	8.1%	100.0%	0.0%
General Support	2.9%	0.2%	3.2%	4.2%	7.3%	43.2%	56.8%
Patient & Client Care	17.1%	0.0%	17.1%	0.0%	17.1%	100.0%	0.0%

Mental Health

Year/ month	Medical & Dental	Nursing & Midwifery	Health & Social Care Professionals	Management & Administrative	General Support	Patient & Client Care	Certified absence	Self-certified absence	Non Covid-19 absence	Covid-19 absence	Total absence rate
2023	2.0%	5.8%	4.4%	4.4%	7.4%	6.7%	4.4%	0.5%	4.8%	0.5%	5.3%
Sep 2023	1.6%	6.2%	4.7%	5.4%	7.8%	6.5%	4.4%	0.5%	4.9%	0.7%	5.6%
Aug 2023	1.8%	5.9%	5.4%	5.3%	7.6%	6.7%	4.4%	0.5%	4.9%	0.7%	5.6%
Jul 2023	2.2%	5.0%	4.6%	3.9%	7.4%	6.5%	4.1%	0.5%	4.6%	0.4%	5.0%
Jun 2023	2.6%	5.1%	3.8%	4.2%	8.1%	7.0%	4.3%	0.5%	4.8%	0.3%	5.1%
May 2023	2.3%	5.6%	3.9%	3.6%	6.6%	6.2%	4.1%	0.5%	4.6%	0.4%	5.0%
Apr 2023	2.1%	5.7%	3.9%	3.9%	6.4%	6.5%	4.2%	0.5%	4.7%	0.4%	5.1%
Mar 2023	2.2%	5.5%	4.2%	4.0%	7.3%	7.5%	4.3%	0.5%	4.8%	0.5%	5.2%
Feb 2023	1.4%	5.7%	3.8%	4.0%	7.1%	6.6%	4.2%	0.5%	4.7%	0.4%	5.1%
Jan 2023	1.4%	7.3%	5.3%	5.4%	8.8%	7.1%	5.0%	0.6%	5.6%	0.8%	6.4%
2022	2.7%	7.9%	5.3%	5.4%	8.0%	8.1%	4.4%	0.5%	4.9%	1.9%	6.9%
Dec 2022	2.2%	8.0%	5.9%	6.6%	7.6%	8.3%	5.3%	0.7%	6.0%	1.1%	7.1%
Nov 2022	2.0%	6.4%	4.5%	5.0%	6.2%	6.6%	4.5%	0.6%	5.0%	0.6%	5.6%
Oct 2022	2.3%	6.9%	4.2%	4.1%	7.0%	6.8%	4.6%	0.6%	5.2%	0.7%	5.9%
Sep 2022	1.9%	6.9%	3.7%	4.3%	7.5%	7.3%	4.6%	0.5%	5.2%	0.6%	5.8%
Aug 2022	1.4%	7.1%	4.1%	4.6%	7.2%	6.5%	4.6%	0.5%	5.1%	0.8%	5.9%
Jul 2022	2.4%	8.3%	6.3%	5.3%	8.5%	8.7%	4.8%	0.5%	5.3%	2.0%	7.3%
Jun 2022	2.8%	7.7%	5.7%	5.6%	6.6%	8.1%	4.5%	0.5%	5.0%	1.8%	6.8%
May 2022	2.4%	6.1%	3.9%	3.8%	6.9%	7.0%	4.1%	0.5%	4.5%	0.9%	5.4%
Apr 2022	3.1%	8.0%	5.3%	5.6%	8.6%	9.1%	4.1%	0.5%	4.6%	2.6%	7.2%
Mar 2022	4.4%	10.5%	7.5%	7.3%	11.6%	10.1%	4.5%	0.5%	5.0%	4.2%	9.2%
Feb 2022	3.5%	8.0%	5.6%	5.3%	7.7%	7.6%	3.8%	0.4%	4.2%	2.7%	6.9%
Jan 2022	3.7%	11.1%	6.7%	7.2%	10.6%	11.4%	3.9%	0.3%	4.2%	5.4%	9.6%
2021	2.0%	6.5%	4.0%	3.8%	6.7%	6.8%	3.8%	0.4%	4.2%	1.4%	5.6%
Dec 2021	2.8%	9.1%	5.4%	5.2%	9.7%	8.7%	4.3%	0.4%	4.8%	2.9%	7.7%
Nov 2021	2.4%	8.5%	5.2%	5.4%	9.8%	9.1%	4.5%	0.6%	5.1%	2.2%	7.3%
Oct 2021	3.3%	6.8%	4.5%	4.2%	7.7%	6.4%	4.3%	0.5%	4.8%	1.2%	6.0%
Sep 2021	3.0%	6.4%	3.6%	4.7%	7.4%	6.0%	4.1%	0.4%	4.5%	1.0%	5.5%
Aug 2021	1.5%	6.6%	4.6%	4.5%	5.4%	7.3%	4.3%	0.4%	4.7%	0.9%	5.7%
Jul 2021	1.6%	5.4%	3.8%	3.8%	5.8%	5.8%	3.7%	0.4%	4.1%	0.7%	4.7%
Jun 2021	1.3%	4.8%	3.9%	2.6%	6.4%	5.3%	3.4%	0.4%	3.8%	0.5%	4.3%
May 2021	0.8%	4.5%	2.9%	2.0%	4.6%	5.0%	2.9%	0.3%	3.2%	0.6%	3.7%

Apr 2021	1.2%	4.8%	3.1%	2.5%	4.3%	5.3%	3.0%	0.3%	3.4%	0.6%	4.0%
Mar 2021	1.0%	5.2%	3.5%	3.2%	5.7%	6.1%	3.2%	0.4%	3.6%	0.9%	4.5%
Feb 2021	1.5%	6.4%	4.0%	4.2%	5.2%	7.2%	3.4%	0.4%	3.8%	1.6%	5.4%
Jan 2021	3.9%	9.6%	4.0%	4.6%	7.7%	9.6%	3.7%	0.2%	4.0%	3.8%	7.8%
2020	3.0%	6.5%	4.0%	3.6%	6.6%	6.9%	3.7%	0.3%	4.1%	1.5%	5.6%
Dec 2020	2.8%	6.9%	4.1%	2.8%	6.0%	6.9%	3.6%	0.3%	3.9%	1.7%	5.6%
Nov 2020	2.7%	6.4%	3.7%	2.7%	5.7%	5.6%	3.5%	0.3%	3.7%	1.3%	5.1%
Oct 2020	2.4%	6.9%	3.5%	3.0%	5.5%	5.9%	3.5%	0.3%	3.8%	1.5%	5.3%
Sep 2020	2.1%	6.4%	4.0%	3.2%	6.9%	7.3%	3.9%	0.3%	4.2%	1.2%	5.4%
Aug 2020	1.9%	5.7%	3.2%	2.9%	5.1%	7.5%	3.8%	0.3%	4.1%	0.8%	4.9%
Jul 2020	2.2%	5.0%	2.8%	2.6%	5.7%	6.6%	3.5%	0.3%	3.8%	0.7%	4.5%
Jun 2020	1.3%	5.1%	2.2%	2.7%	6.2%	6.8%	3.2%	0.3%	3.5%	0.9%	4.4%
May 2020	2.7%	7.7%	2.8%	3.7%	7.2%	8.4%	3.5%	0.2%	3.8%	2.5%	6.2%
Apr 2020	6.3%	9.5%	6.3%	5.2%	9.5%	9.7%	3.7%	0.2%	3.9%	4.4%	8.3%
Mar 2020	6.9%	8.3%	7.4%	5.5%	7.4%	8.4%	4.1%	0.4%	4.5%	3.2%	7.7%
Feb 2020	2.1%	4.6%	3.6%	4.2%	7.4%	4.8%	4.0%	0.5%	4.5%		4.5%
Jan 2020	2.1%	5.5%	4.0%	4.2%	7.2%	5.1%	4.5%	0.5%	5.0%		5.0%

Mental Health

Year/ month	CHO 1	CHO 2	CHO 3	CHO 4	CHO 5	CHO 6	CHO 7	CHO 8	CHO 9	other Comm.	Community Services absence rate	Certified absence	Self-certified absence	Non Covid-19 absence	Covid-19 absence	Total absence rate
2023	7.3%	3.2%	6.0%	5.7%	6.4%	4.0%	6.4%	5.5%	4.5%	4.6%	5.3%	4.4%	0.5%	4.8%	0.5%	5.3%
Sep 2023	7.4%	3.8%	6.6%	5.8%	6.6%	3.6%	7.3%	5.5%	4.8%	4.7%	5.6%	4.4%	0.5%	4.9%	0.7%	5.60%
Aug 2023	8.1%	3.2%	6.6%	6.3%	6.7%	4.7%	7.0%	6.1%	4.3%	3.8%	5.6%	4.4%	0.5%	4.9%	0.7%	5.60%
Jul 2023	6.8%	3.3%	5.4%	5.9%	5.0%	4.0%	6.1%	5.1%	3.9%	4.4%	5.0%	4.1%	0.5%	4.6%	0.4%	4.95%
Jun 2023	7.5%	2.9%	4.5%	5.8%	5.8%	3.3%	6.2%	5.4%	4.3%	4.8%	5.1%	4.3%	0.5%	4.8%	0.3%	5.06%
May 2023	7.2%	2.6%	5.5%	5.8%	5.7%	3.2%	5.5%	5.0%	4.2%	5.2%	5.0%	4.1%	0.5%	4.6%	0.4%	4.98%
Apr 2023	7.1%	2.8%	6.1%	5.6%	5.8%	3.4%	6.1%	5.0%	4.4%	4.9%	5.1%	4.2%	0.5%	4.7%	0.4%	5.10%
Mar 2023	7.2%	3.2%	6.5%	4.0%	6.4%	4.6%	6.6%	5.6%	4.7%	5.1%	5.2%	4.3%	0.5%	4.8%	0.5%	5.23%
Feb 2023	6.8%	2.8%	5.1%	5.6%	6.8%	3.8%	6.5%	5.4%	4.7%	3.7%	5.1%	4.2%	0.5%	4.7%	0.4%	5.11%
Jan 2023	7.6%	4.5%	7.2%	7.4%	8.5%	6.0%	6.1%	6.7%	5.3%	5.0%	6.4%	5.0%	0.6%	5.6%	0.8%	6.42%
2022	8.1%	4.7%	8.8%	6.2%	7.9%	5.6%	8.0%	8.2%	6.1%	6.1%	6.9%	4.4%	0.5%	4.9%	1.9%	6.9%
Dec 2022	8.9%	4.3%	8.9%	5.9%	9.3%	5.5%	7.5%	7.8%	6.4%	7.4%	7.1%	5.3%	0.7%	6.0%	1.1%	7.09%
Nov 2022	7.0%	3.7%	7.2%	5.0%	7.0%	4.2%	6.7%	6.5%	5.2%	3.7%	5.6%	4.5%	0.6%	5.0%	0.6%	5.59%
Oct 2022	6.4%	4.5%	6.7%	5.3%	7.4%	5.1%	6.9%	6.6%	5.6%	4.2%	5.9%	4.6%	0.6%	5.2%	0.7%	5.87%
Sep 2022	7.3%	3.3%	7.1%	4.7%	7.4%	5.4%	7.5%	6.2%	5.7%	4.4%	5.8%	4.6%	0.5%	5.2%	0.6%	5.80%
Aug 2022	7.3%	3.9%	7.8%	5.4%	6.9%	5.4%	7.6%	7.2%	4.9%	4.3%	5.9%	4.6%	0.5%	5.1%	0.8%	5.93%
Jul 2022	8.8%	5.2%	9.2%	7.0%	8.1%	7.1%	9.7%	8.7%	5.5%	5.4%	7.3%	4.8%	0.5%	5.3%	2.0%	7.34%
Jun 2022	8.2%	5.0%	8.6%	4.6%	7.3%	5.3%	8.5%	8.8%	6.1%	6.9%	6.8%	4.5%	0.5%	5.0%	1.8%	6.81%
May 2022	6.4%	4.1%	7.1%	4.8%	6.0%	4.5%	5.5%	6.5%	5.1%	4.7%	5.4%	4.1%	0.5%	4.5%	0.9%	5.44%
Apr 2022	7.1%	5.1%	9.0%	8.2%	7.2%	5.9%	7.3%	9.2%	6.4%	6.8%	7.2%	4.1%	0.5%	4.6%	2.6%	7.17%
Mar 2022	10.3%	7.1%	11.8%	7.1%	10.9%	6.5%	11.3%	11.0%	8.0%	8.9%	9.2%	4.5%	0.5%	5.0%	4.2%	9.20%
Feb 2022	8.7%	4.1%	9.4%	7.0%	7.7%	5.8%	8.0%	8.5%	5.1%	6.5%	6.9%	3.8%	0.4%	4.2%	2.7%	6.92%
Jan 2022	11.1%	6.6%	12.7%	9.3%	9.9%	7.5%	9.3%	11.6%	8.6%	9.7%	9.6%	3.9%	0.3%	4.2%	5.4%	9.56%
2021	7.0%	3.5%	7.2%	4.6%	6.3%	4.9%	6.2%	6.9%	5.2%	4.9%	5.6%	3.8%	0.4%	4.2%	1.4%	5.6%
Dec 2021	9.3%	5.2%	9.3%	6.1%	9.1%	6.1%	7.8%	9.0%	7.3%	8.7%	7.7%	4.3%	0.4%	4.8%	2.9%	7.66%
Nov 2021	8.9%	5.7%	7.6%	5.4%	8.4%	5.9%	7.3%	9.3%	7.7%	7.5%	7.3%	4.5%	0.6%	5.1%	2.2%	7.33%
Oct 2021	7.7%	3.8%	7.0%	4.8%	7.5%	5.1%	7.1%	6.7%	5.5%	5.6%	6.0%	4.3%	0.5%	4.8%	1.2%	5.97%
Sep 2021	8.2%	3.6%	8.3%	4.2%	6.6%	3.7%	6.4%	6.3%	5.1%	4.4%	5.5%	4.1%	0.4%	4.5%	1.0%	5.52%
Aug 2021	8.2%	5.1%	7.2%	4.1%	6.3%	4.3%	6.3%	7.0%	4.5%	4.6%	5.7%	4.3%	0.4%	4.7%	0.9%	5.67%
Jul 2021	6.4%	2.6%	7.2%	3.5%	5.6%	3.8%	5.5%	6.1%	4.3%	3.8%	4.7%	3.7%	0.4%	4.1%	0.7%	4.75%
Jun 2021	5.3%	1.5%	6.3%	4.1%	5.0%	3.9%	5.3%	6.1%	4.3%	3.2%	4.3%	3.4%	0.4%	3.8%	0.5%	4.30%
May 2021	4.6%	1.2%	4.9%	2.9%	4.6%	3.7%	4.1%	5.8%	4.0%	2.0%	3.7%	2.9%	0.3%	3.2%	0.6%	3.75%
Apr 2021	4.4%	2.7%	5.1%	3.3%	4.1%	3.4%	4.6%	6.4%	3.7%	2.9%	4.0%	3.0%	0.3%	3.4%	0.6%	3.98%
Mar 2021	5.3%	2.9%	6.3%	4.2%	4.6%	3.7%	5.3%	5.5%	4.0%	4.3%	4.5%	3.2%	0.4%	3.6%	0.9%	4.51%
Feb 2021	6.2%	3.7%	6.7%	4.6%	5.3%	4.5%	6.6%	6.8%	5.7%	5.1%	5.4%	3.4%	0.4%	3.8%	1.6%	5.41%
Jan 2021	9.0%	4.6%	10.5%	5.7%	9.2%	10.2%	8.2%	8.5%	6.8%	7.6%	7.8%	3.7%	0.2%	4.0%	3.8%	7.76%
2020	6.9%	4.1%	7.3%	4.1%	5.8%	4.9%	8.5%	7.6%	4.8%	4.8%	5.6%	3.7%	0.3%	4.1%	1.5%	5.6%
Dec 2020	7.0%	3.6%	5.0%	2.9%	5.9%	6.6%	7.6%	7.1%	4.2%	8.1%	5.6%	3.6%	0.3%	3.9%	1.7%	5.60%
Nov 2020	6.5%	3.7%	6.3%	3.5%	5.5%	4.4%	11.0%	5.9%	3.7%	4.6%	5.1%	3.5%	0.3%	3.7%	1.3%	5.07%
Oct 2020	6.9%	3.9%	7.2%	4.2%	6.0%	3.8%	10.9%	6.7%	3.6%	5.1%	5.3%	3.5%	0.3%	3.8%	1.5%	5.33%
Sep 2020	6.7%	4.5%	7.4%	3.8%	5.8%	4.4%	6.2%	8.3%	4.0%	4.5%	5.4%	3.9%	0.3%	4.2%	1.2%	5.44%
Aug 2020	6.2%	3.9%	7.4%	3.4%	5.3%	3.4%	6.2%	7.0%	3.5%	4.7%	4.9%	3.8%	0.3%	4.1%	0.8%	4.93%
Jul 2020	6.0%	3.5%	6.3%	3.7%	4.4%	3.1%	6.3%	6.1%	3.6%	3.8%	4.5%	3.5%	0.3%	3.8%	0.7%	4.49%
Jun 2020	5.5%	3.0%	6.9%	3.8%	5.0%	3.4%	4.7%	6.1%	3.2%	3.8%	4.4%	3.2%	0.3%	3.5%	0.9%	4.42%
May 2020	6.1%	4.4%	9.7%	5.6%	6.6%	4.3%	7.1%	8.4%	5.8%	5.5%	6.2%	3.5%	0.2%	3.8%	2.5%	6.22%
Apr 2020	8.7%	5.9%	9.9%	6.5%	7.7%	9.6%	14.2%	11.8%	7.9%	6.8%	8.3%	3.7%	0.2%	3.9%	4.4%	8.31%
Mar 2020	9.8%	6.4%	9.4%	4.2%	6.0%	6.4%	24.9%	10.2%	8.1%	5.8%	7.7%	4.1%	0.4%	4.5%	3.2%	7.66%
Feb 2020	6.2%	2.3%	5.7%	3.9%	4.8%	4.4%	6.8%	6.7%	4.7%	2.2%	4.5%	4.0%	0.5%	4.5%		4.46%

Mental Health

Year/ month	CHO 1	CHO 2	CHO 3	CHO 4	CHO 5	CHO 6	CHO 7	CHO 8	CHO 9	other Comm.	Community Services absence rate	Certified absence	Self-certified absence	Non Covid-19 absence	Covid-19 absence	Total absence rate
Jan 2020	6.7%	4.1%	6.3%	3.9%	6.2%	5.4%	5.8%	6.8%	4.8%	2.3%	5.0%	4.5%	0.5%	5.0%		5.01%

