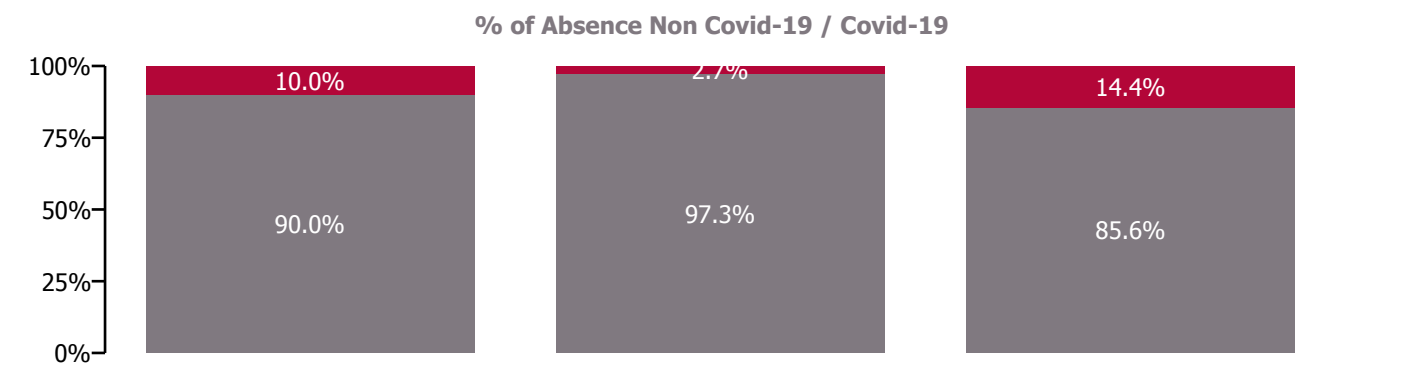
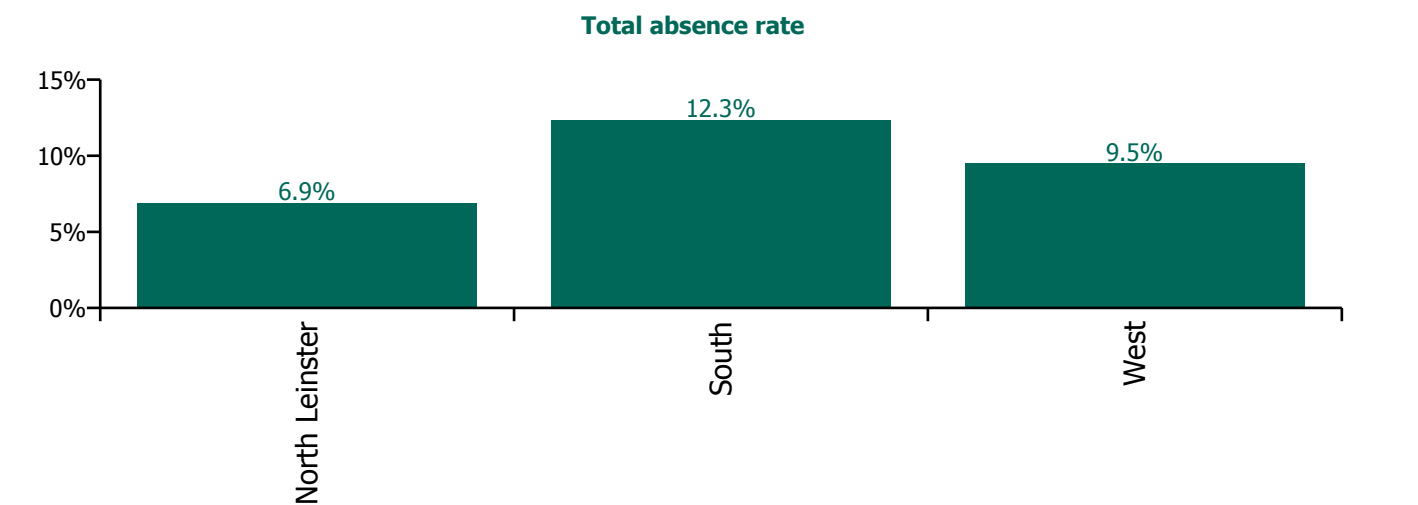


September 2023

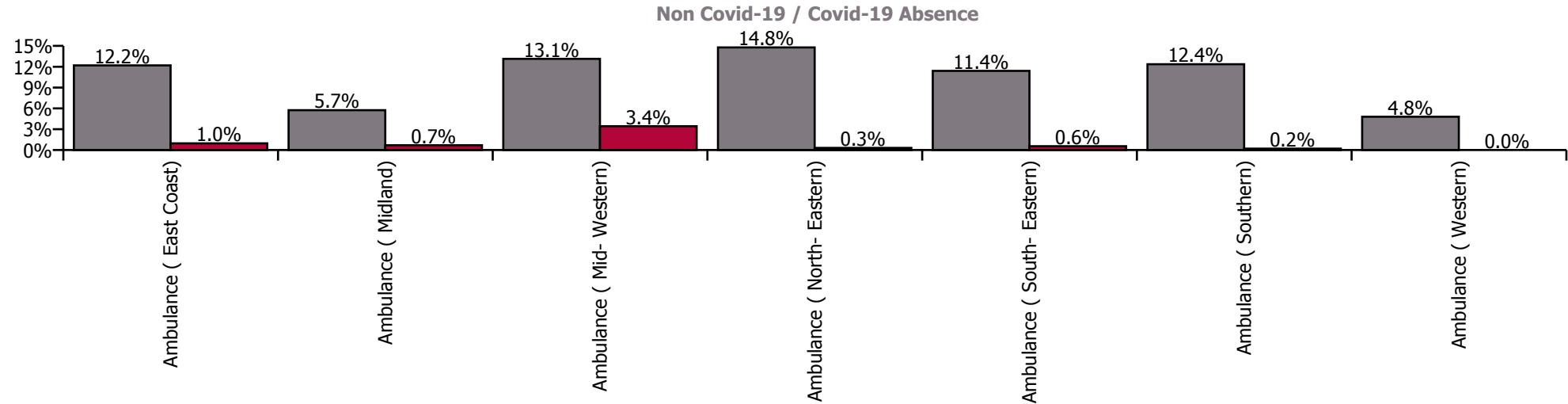
NAS Absence Rate - by Staff Category: Sep 2023	Certified absence	Self-certified absence	Non Covid-19 absence	Covid-19 absence	Total absence rate	% Non Covid-19 absence	% Covid-19 absence
National Ambulance Service	6.0%	0.7%	6.6%	0.7%	7.3%	90.4%	9.6%
Medical & Dental	0.0%	0.0%	0.0%	0.0%	0.0%	#DIV/0	#DIV/0
Nursing & Midwifery	0.0%	0.0%	0.0%	0.0%	0.0%		#DIV/0
Health & Social Care Professionals							
Management & Administrative	4.2%	0.3%	4.5%	0.2%	4.6%	96.6%	3.4%
General Support	0.0%	0.0%	0.0%	0.0%	0.0%		#DIV/0
Patient & Client Care	6.2%	0.7%	6.8%	0.7%	7.6%	90.1%	9.9%

NAS Absence Rate - by Region: Sep 2023	Certified absence	Self-certified absence	Non Covid-19 absence	Covid-19 absence	Total absence rate	% Non Covid-19 absence	% Covid-19 absence
National Ambulance Service	6.0%	0.7%	6.6%	0.7%	7.3%	90.4%	9.6%
North Leinster	5.5%	0.7%	6.2%	0.7%	6.9%	90.0%	10.0%
South	11.2%	0.8%	12.0%	0.3%	12.3%	97.3%	2.7%
West	7.9%	0.2%	8.1%	1.4%	9.5%	85.6%	14.4%



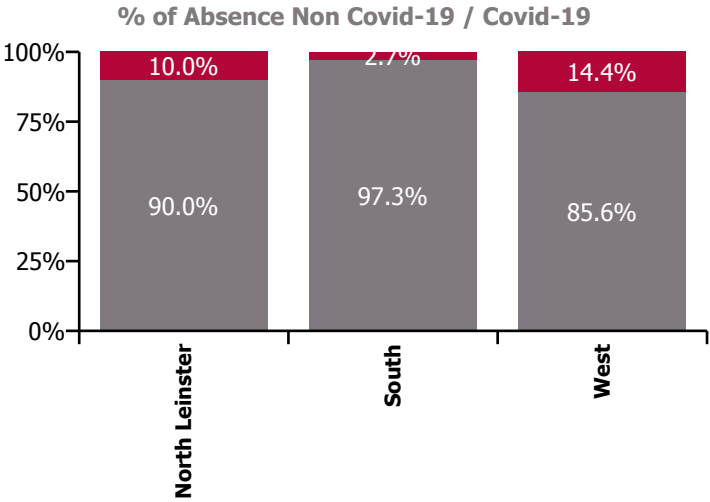
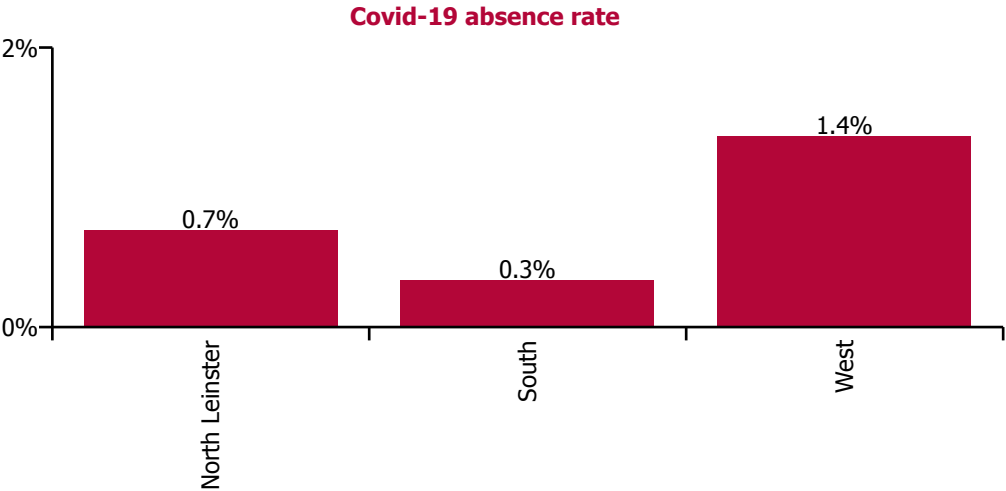
September 2023

NAS Absence Rate by Region: Sep 2023	Medical & Dental	Nursing & Midwifery	Health & Social Care Professionals	Management & Administrative	General Support	Patient & Client Care	Certified absence	Self-certified absence	Non Covid-19 absence	Covid-19 absence	Total absence rate
National Ambulance Service	0.0%	0.0%		4.6%	0.0%	7.6%	6.0%	0.7%	6.6%	0.7%	7.3%
North Leinster	0.0%	0.0%		4.7%	0.0%	7.1%	5.5%	0.7%	6.2%	0.7%	6.9%
South				6.1%	0.0%	12.7%	11.2%	0.8%	12.0%	0.3%	12.3%
West				1.6%		9.9%	7.9%	0.2%	8.1%	1.4%	9.5%



September 2023

NAS - by Staff Category & Region: Sep 2023	Medical & Dental	Nursing & Midwifery	Health & Social Care Professionals	Management & Administrative	General Support	Patient & Client Care	Covid-19 absence	Non Covid-19 absence	Total absence rate
National Ambulance Service	0.0%	0.0%		4.6%	0.0%	0.7%	0.7%	6.6%	7.3%
North Leinster	0.0%	0.0%		4.7%	0.0%	0.7%	0.7%	6.2%	6.9%
South				6.1%	0.0%	0.3%	0.3%	12.0%	12.3%
West				1.6%		1.4%	1.4%	8.1%	9.5%



## September 2023

Ambulance ( East Coast) absence by Staff Category	Certified absence	Self-certified absence	Non Covid-19 absence	Covid-19 absence	Total absence rate	% Non Covid-19 absence	% Covid-19 absence
<b>Ambulance ( East Coast)</b>	<b>11.2%</b>	<b>1.0%</b>	<b>12.2%</b>	<b>1.0%</b>	<b>13.2%</b>	<b>92.7%</b>	<b>7.3%</b>
Medical & Dental							
Nursing & Midwifery							
Health & Social Care Professionals							
Management & Administrative	48.8%	4.7%	53.5%	0.0%	53.5%	100.0%	0.0%
General Support	0.0%	0.0%	0.0%	0.0%	0.0%		
Patient & Client Care	10.0%	0.9%	10.9%	1.0%	11.9%	91.5%	8.5%

## September 2023

Ambulance ( Midland) absence by Staff Category	Certified absence	Self-certified absence	Non Covid-19 absence	Covid-19 absence	Total absence rate	% Non Covid-19 absence	% Covid-19 absence
<b>Ambulance ( Midland)</b>	<b>5.1%</b>	<b>0.7%</b>	<b>5.7%</b>	<b>0.7%</b>	<b>6.4%</b>	<b>89.2%</b>	<b>10.8%</b>
Medical & Dental	0.0%	0.0%	0.0%	0.0%	0.0%	#DIV/0	
Nursing & Midwifery	0.0%	0.0%	0.0%	0.0%	0.0%		
Health & Social Care Professionals							
Management & Administrative	3.7%	0.2%	3.9%	0.2%	4.1%	95.8%	4.2%
General Support							
Patient & Client Care	5.2%	0.7%	5.9%	0.7%	6.6%	88.9%	11.1%

## September 2023

Ambulance ( Mid- Western) absence by Staff Category	Certified absence	Self-certified absence	Non Covid-19 absence	Covid-19 absence	Total absence rate	% Non Covid-19 absence	% Covid-19 absence
<b>Ambulance ( Mid- Western)</b>	<b>12.6%</b>	<b>0.5%</b>	<b>13.1%</b>	<b>3.4%</b>	<b>16.6%</b>	<b>79.3%</b>	<b>20.7%</b>
Medical & Dental							
Nursing & Midwifery							
Health & Social Care Professionals							
Management & Administrative	4.9%	0.0%	4.9%	0.0%	4.9%	100.0%	0.0%
General Support							
Patient & Client Care	12.9%	0.6%	13.5%	3.6%	17.1%	79.0%	21.0%

## September 2023

Ambulance ( North- Eastern) absence by Staff Category	Certified absence	Self-certified absence	Non Covid-19 absence	Covid-19 absence	Total absence rate	% Non Covid-19 absence	% Covid-19 absence
<b>Ambulance ( North- Eastern)</b>	<b>14.2%</b>	<b>0.6%</b>	<b>14.8%</b>	<b>0.3%</b>	<b>15.1%</b>	<b>97.9%</b>	<b>2.1%</b>
Medical & Dental							
Nursing & Midwifery							
Health & Social Care Professionals							
Management & Administrative	0.0%	0.0%	0.0%	0.0%	0.0%		
General Support							
Patient & Client Care	14.8%	0.6%	15.3%	0.3%	15.7%	97.9%	2.1%

## September 2023

Ambulance ( South- Eastern) absence by Staff Category	Certified absence	Self-certified absence	Non Covid-19 absence	Covid-19 absence	Total absence rate	% Non Covid-19 absence	% Covid-19 absence
<b>Ambulance ( South- Eastern)</b>	<b>10.4%</b>	<b>1.1%</b>	<b>11.4%</b>	<b>0.6%</b>	<b>12.0%</b>	<b>95.4%</b>	<b>4.6%</b>
Medical & Dental							
Nursing & Midwifery							
Health & Social Care Professionals							
Management & Administrative	4.4%	4.5%	8.8%	0.0%	8.8%	100.0%	0.0%
General Support	0.0%	0.0%	0.0%	0.0%	0.0%		
Patient & Client Care	10.9%	0.9%	11.8%	0.6%	12.4%	95.2%	4.8%

## September 2023

Ambulance ( Southern) absence by Staff Category	Certified absence	Self-certified absence	Non Covid-19 absence	Covid-19 absence	Total absence rate	% Non Covid-19 absence	% Covid-19 absence
<b>Ambulance ( Southern)</b>	<b>11.7%</b>	<b>0.7%</b>	<b>12.4%</b>	<b>0.2%</b>	<b>12.6%</b>	<b>98.4%</b>	<b>1.6%</b>
Medical & Dental							
Nursing & Midwifery							
Health & Social Care Professionals							
Management & Administrative	0.0%	0.0%	0.0%	0.0%	0.0%		
General Support	0.0%	0.0%	0.0%	0.0%	0.0%		
Patient & Client Care	11.9%	0.7%	12.7%	0.2%	12.9%	98.4%	1.6%

## September 2023

Ambulance ( Western) absence by Staff Category	Certified absence	Self-certified absence	Non Covid-19 absence	Covid-19 absence	Total absence rate	% Non Covid-19 absence	% Covid-19 absence
<b>Ambulance ( Western)</b>	<b>4.8%</b>	<b>0.0%</b>	<b>4.8%</b>	<b>0.0%</b>	<b>4.8%</b>	<b>100.0%</b>	<b>0.0%</b>
Medical & Dental							
Nursing & Midwifery							
Health & Social Care Professionals							
Management & Administrative	0.0%	0.0%	0.0%	0.0%	0.0%		
General Support							
Patient & Client Care	5.1%	0.0%	5.1%	0.0%	5.1%	100.0%	0.0%

## National Ambulance Service

Year/ month	Medical & Dental	Nursing & Midwifery	Health & Social Care Professionals	Management & Administrative	General Support	Patient & Client Care	Certified absence	Self-certified absence	Non Covid-19 absence	Covid-19 absence	Total absence rate
<b>2023</b>		<b>0.6%</b>		<b>3.0%</b>	<b>1.0%</b>	<b>7.3%</b>	<b>5.8%</b>	<b>0.7%</b>	<b>6.5%</b>	<b>0.6%</b>	<b>7.1%</b>
Sep 2023				4.6%		7.6%	6.0%	0.7%	6.6%	0.7%	7.3%
Aug 2023				3.9%	1.3%	8.3%	6.1%	0.9%	7.0%	1.0%	8.0%
Jul 2023		5.4%		3.1%		7.4%	5.9%	0.8%	6.7%	0.5%	7.1%
Jun 2023				1.2%		6.4%	5.0%	0.7%	5.7%	0.3%	6.1%
May 2023				3.2%		6.6%	5.3%	0.7%	5.9%	0.4%	6.4%
Apr 2023				3.2%		7.2%	5.7%	0.8%	6.5%	0.5%	7.0%
Mar 2023				3.1%	6.6%	7.1%	5.7%	0.7%	6.3%	0.6%	6.9%
Feb 2023				2.6%		7.5%	6.1%	0.7%	6.8%	0.4%	7.2%
Jan 2023				1.8%		7.8%	6.1%	0.6%	6.7%	0.7%	7.4%
<b>2022</b>		<b>1.9%</b>		<b>3.7%</b>	<b>0.8%</b>	<b>9.5%</b>	<b>6.2%</b>	<b>0.7%</b>	<b>6.9%</b>	<b>2.0%</b>	<b>8.9%</b>
Dec 2022		9.7%		2.6%		10.0%	7.5%	0.9%	8.4%	1.2%	9.6%
Nov 2022				5.6%	31.8%	8.2%	6.5%	0.8%	7.3%	0.8%	8.1%
Oct 2022				4.1%	3.2%	7.9%	5.9%	0.7%	6.7%	1.0%	7.6%
Sep 2022				4.1%		7.8%	5.9%	0.8%	6.7%	0.8%	7.5%
Aug 2022				3.9%	5.9%	8.1%	6.5%	0.7%	7.2%	0.8%	7.9%
Jul 2022		16.5%		4.1%	0.5%	10.6%	7.1%	0.9%	7.9%	2.3%	10.2%
Jun 2022				4.4%	0.8%	9.4%	6.6%	0.8%	7.3%	1.7%	9.0%
May 2022				3.3%	2.8%	8.7%	6.8%	0.6%	7.4%	1.0%	8.4%
Apr 2022				3.3%	3.7%	10.3%	6.8%	0.8%	7.6%	2.4%	10.0%
Mar 2022				3.1%	0.2%	13.0%	4.8%	0.5%	5.3%	3.9%	9.3%
Feb 2022				3.2%	7.3%	9.1%	5.8%	0.6%	6.4%	2.4%	8.8%
Jan 2022				2.9%	6.7%	11.0%	5.5%	0.4%	5.9%	4.7%	10.6%
<b>2021</b>		<b>14.2%</b>	<b>1.1%</b>	<b>3.0%</b>	<b>5.0%</b>	<b>8.1%</b>	<b>5.4%</b>	<b>0.7%</b>	<b>6.1%</b>	<b>1.7%</b>	<b>7.8%</b>
Dec 2021		44.0%		3.1%	7.7%	10.3%	6.8%	0.7%	7.5%	2.5%	10.0%
Nov 2021		24.5%		6.1%	8.1%	10.3%	6.9%	0.8%	7.7%	2.4%	10.1%
Oct 2021				5.2%	11.2%	9.0%	6.5%	0.8%	7.2%	1.6%	8.9%
Sep 2021				3.1%	3.2%	8.5%	6.2%	0.6%	6.9%	1.3%	8.2%
Aug 2021				2.2%		8.3%	6.3%	0.7%	7.1%	0.9%	8.0%
Jul 2021				3.1%	0.4%	7.7%	5.9%	0.8%	6.7%	0.7%	7.4%
Jun 2021				2.6%	10.9%	6.2%	4.9%	0.6%	5.4%	0.6%	6.1%

May 2021				3.6%	2.8%	5.3%	4.1%	0.5%	4.6%	0.7%	5.2%
Apr 2021		12.9%	1.1%	1.7%	4.9%	6.1%	4.4%	0.6%	5.0%	1.0%	5.9%
Mar 2021				2.4%	2.9%	5.5%	3.5%	0.5%	4.0%	1.1%	5.1%
Feb 2021				1.5%	5.9%	6.9%	4.0%	0.9%	4.9%	1.7%	6.5%
Jan 2021				3.0%	6.0%	10.6%	4.2%	0.5%	4.7%	5.0%	9.7%
<b>2020</b>				<b>2.3%</b>	<b>3.8%</b>	<b>7.9%</b>	<b>5.3%</b>	<b>0.6%</b>	<b>5.9%</b>	<b>1.4%</b>	<b>7.3%</b>
Dec 2020				1.3%	6.1%	8.2%	5.2%	0.7%	5.9%	1.7%	7.6%
Nov 2020				2.0%	2.9%	7.2%	4.2%	0.5%	4.6%	1.9%	6.5%
Oct 2020				0.8%	3.1%	8.8%	4.8%	0.6%	5.4%	2.4%	7.8%
Sep 2020				1.1%	3.3%	7.7%	5.1%	0.6%	5.7%	1.3%	6.9%
Aug 2020				1.4%	3.8%	7.1%	5.2%	0.7%	5.9%	0.5%	6.4%
Jul 2020				0.3%	4.7%	6.0%	4.6%	0.6%	5.2%	0.3%	5.5%
Jun 2020				0.7%	4.5%	7.5%	5.8%	0.5%	6.3%	0.6%	6.8%
May 2020				2.3%	1.3%	9.5%	6.6%	0.5%	7.1%	1.9%	9.0%
Apr 2020				4.0%		9.7%	5.0%	0.5%	5.5%	3.8%	9.3%
Mar 2020				6.5%	1.1%	8.7%	5.2%	0.7%	5.8%	2.6%	8.4%
Feb 2020				4.2%	1.9%	7.5%	6.5%	0.7%	7.2%		7.2%
Jan 2020				3.4%	1.4%	6.8%	5.9%	0.7%	6.6%		6.6%

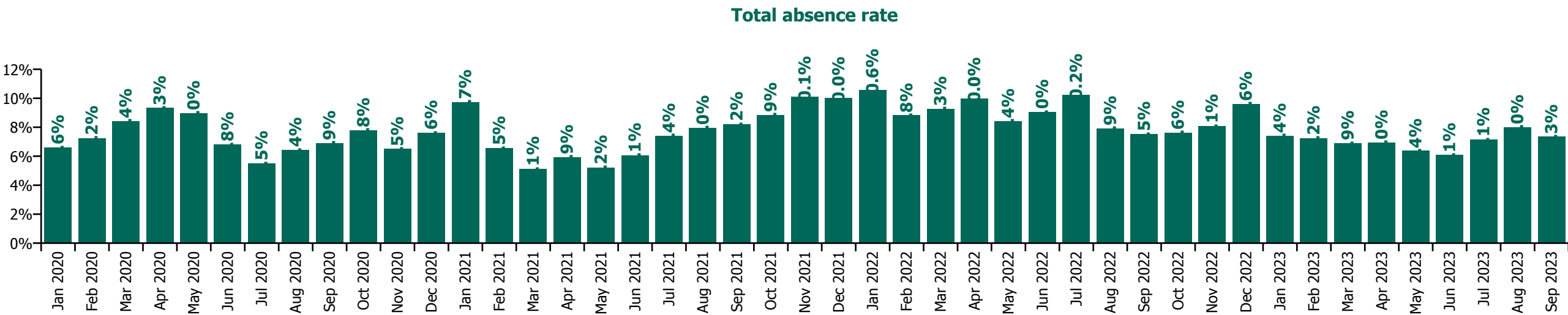
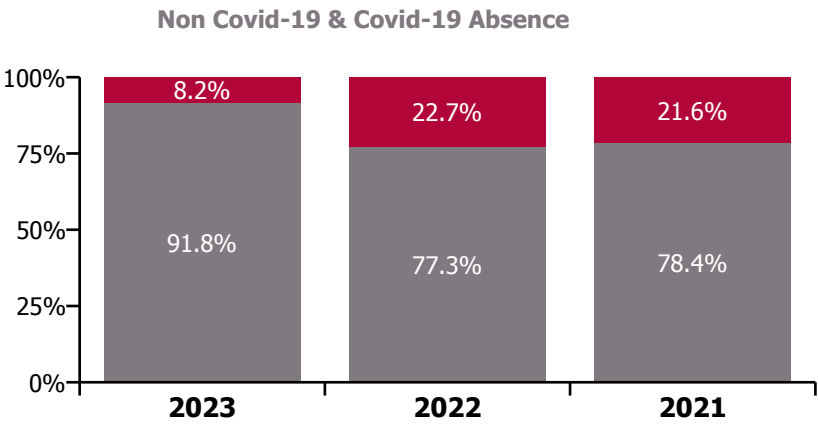
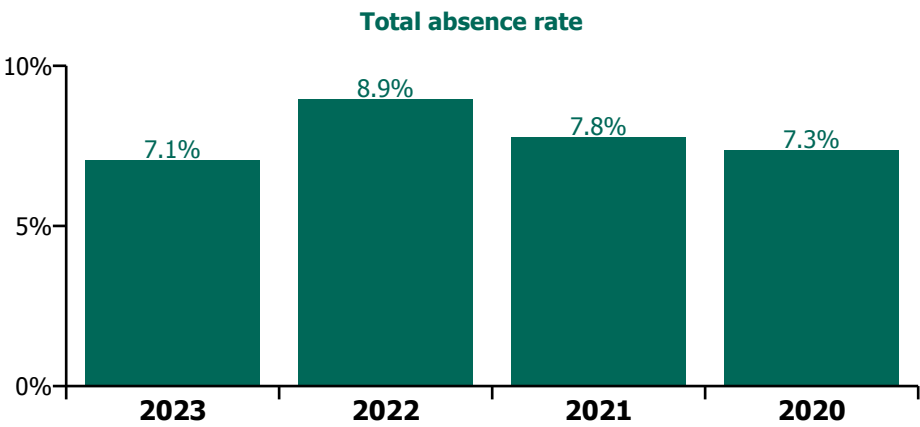
National Ambulance Service

Year/ month	National	North Leinster	South	West	Acute Services absence rate	Certified absence	Self- certified absence	Non Covid-19 absence	Covid-19 absence	Total absence rate
<b>2023</b>	3.8%	6.7%	13.2%	8.4%	<b>7.1%</b>	<b>5.8%</b>	<b>0.7%</b>	<b>6.5%</b>	<b>0.6%</b>	<b>7.1%</b>
Sep 2023		6.9%	12.3%	9.5%	7.3%	6.0%	0.7%	6.6%	0.7%	7.35%
Aug 2023		7.6%	14.6%	8.2%	8.0%	6.1%	0.9%	7.0%	1.0%	8.02%
Jul 2023		6.7%	13.1%	7.7%	7.1%	5.9%	0.8%	6.7%	0.5%	7.14%
Jun 2023		5.3%	13.7%	9.0%	6.1%	5.0%	0.7%	5.7%	0.3%	6.08%
May 2023		5.5%	15.3%	10.3%	6.4%	5.3%	0.7%	5.9%	0.4%	6.38%
Apr 2023		6.4%	12.0%	9.7%	7.0%	5.7%	0.8%	6.5%	0.5%	6.95%
Mar 2023		6.6%	11.0%	6.3%	6.9%	5.7%	0.7%	6.3%	0.6%	6.89%
Feb 2023	3.9%	8.1%	13.0%	7.2%	7.2%	6.1%	0.7%	6.8%	0.4%	7.24%
Jan 2023	3.8%	8.2%	15.1%	7.7%	7.4%	6.1%	0.6%	6.7%	0.7%	7.42%
<b>2022</b>	<b>4.6%</b>	<b>9.9%</b>	<b>7.9%</b>	<b>13.1%</b>	<b>8.9%</b>	<b>6.2%</b>	<b>0.7%</b>	<b>6.9%</b>	<b>2.0%</b>	<b>8.9%</b>
Dec 2022	4.0%	11.1%	10.7%	8.8%	9.6%	7.5%	0.9%	8.4%	1.2%	9.61%
Nov 2022	3.3%	9.2%		10.3%	8.1%	6.5%	0.8%	7.3%	0.8%	8.07%
Oct 2022	4.4%	8.6%	7.4%	9.1%	7.6%	5.9%	0.7%	6.7%	1.0%	7.63%
Sep 2022	2.8%	8.3%	7.7%	9.5%	7.5%	5.9%	0.8%	6.7%	0.8%	7.53%
Aug 2022	2.4%	8.7%	7.2%	11.7%	7.9%	6.5%	0.7%	7.2%	0.8%	7.92%
Jul 2022	5.7%	11.1%	9.3%	14.3%	10.2%	7.1%	0.9%	7.9%	2.3%	10.23%
Jun 2022	5.1%	9.4%	8.3%	14.6%	9.0%	6.6%	0.8%	7.3%	1.7%	9.05%
May 2022	4.7%	8.8%	7.9%	13.2%	8.4%	6.8%	0.6%	7.4%	1.0%	8.43%
Apr 2022	4.8%	10.4%	9.5%	16.2%	10.0%	6.8%	0.8%	7.6%	2.4%	9.98%
Mar 2022	6.7%	13.1%	5.3%	15.3%	9.3%	4.8%	0.5%	5.3%	3.9%	9.27%
Feb 2022	4.5%	8.7%	9.7%	13.3%	8.8%	5.8%	0.6%	6.4%	2.4%	8.82%
Jan 2022	6.4%	11.0%	11.0%	16.2%	10.6%	5.5%	0.4%	5.9%	4.7%	10.59%
<b>2021</b>	<b>4.2%</b>	<b>7.8%</b>	<b>8.4%</b>	<b>10.4%</b>	<b>7.8%</b>	<b>5.4%</b>	<b>0.7%</b>	<b>6.1%</b>	<b>1.7%</b>	<b>7.8%</b>
Dec 2021	5.2%	10.8%	9.2%	13.7%	10.0%	6.8%	0.7%	7.5%	2.5%	10.01%
Nov 2021	6.1%	10.3%	10.1%	15.5%	10.1%	6.9%	0.8%	7.7%	2.4%	10.09%
Oct 2021	3.8%	8.6%	10.4%	15.1%	8.9%	6.5%	0.8%	7.2%	1.6%	8.86%
Sep 2021	3.5%	8.2%	9.4%	12.9%	8.2%	6.2%	0.6%	6.9%	1.3%	8.20%
Aug 2021	3.9%	8.0%	7.5%	14.1%	8.0%	6.3%	0.7%	7.1%	0.9%	7.97%
Jul 2021	3.5%	7.7%	6.9%	12.4%	7.4%	5.9%	0.8%	6.7%	0.7%	7.42%
Jun 2021	2.8%	5.9%	8.3%	10.4%	6.1%	4.9%	0.6%	5.4%	0.6%	6.06%
May 2021	2.7%	5.2%	7.2%	7.9%	5.2%	4.1%	0.5%	4.6%	0.7%	5.23%
Apr 2021	4.0%	5.3%	7.4%	8.4%	5.9%	4.4%	0.6%	5.0%	1.0%	5.94%
Mar 2021	3.0%	5.4%	3.7%	7.5%	5.1%	3.5%	0.5%	4.0%	1.1%	5.12%
Feb 2021	4.6%	7.1%	5.4%	8.2%	6.5%	4.0%	0.9%	4.9%	1.7%	6.55%
Jan 2021	6.4%	9.2%	14.2%	9.1%	9.7%	4.2%	0.5%	4.7%	5.0%	9.74%
<b>2020</b>	<b>4.3%</b>	<b>7.3%</b>	<b>7.9%</b>	<b>8.5%</b>	<b>7.3%</b>	<b>5.3%</b>	<b>0.6%</b>	<b>5.9%</b>	<b>1.4%</b>	<b>7.3%</b>
Dec 2020	3.0%	8.3%	9.4%	7.8%	7.6%	5.2%	0.7%	5.9%	1.7%	7.61%
Nov 2020	3.2%	8.2%	6.7%	6.3%	6.5%	4.2%	0.5%	4.6%	1.9%	6.50%
Oct 2020	5.4%	7.2%	9.5%	8.4%	7.8%	4.8%	0.6%	5.4%	2.4%	7.79%
Sep 2020	4.6%	5.2%	8.8%	8.6%	6.9%	5.1%	0.6%	5.7%	1.3%	6.91%
Aug 2020	3.7%	5.9%	6.1%	8.6%	6.4%	5.2%	0.7%	5.9%	0.5%	6.43%



National Ambulance Service

Year/ month	National	North Leinster	South	West	Acute Services absence rate	Certified absence	Self- certified absence	Non Covid-19 absence	Covid-19 absence	Total absence rate
Jul 2020	3.4%	6.1%	5.4%	6.1%	5.5%	4.6%	0.6%	5.2%	0.3%	5.51%
Jun 2020	4.2%	5.6%	7.6%	8.6%	6.8%	5.8%	0.5%	6.3%	0.6%	6.82%
May 2020	5.4%	9.9%	8.6%	9.9%	9.0%	6.6%	0.5%	7.1%	1.9%	8.98%
Apr 2020	6.4%	8.8%	10.1%	10.5%	9.3%	5.0%	0.5%	5.5%	3.8%	9.33%
Mar 2020	5.2%	8.7%	7.4%	10.6%	8.4%	5.2%	0.7%	5.8%	2.6%	8.44%
Feb 2020	2.9%	8.0%	7.7%	8.4%	7.2%	6.5%	0.7%	7.2%		7.24%
Jan 2020	4.4%	6.2%	7.5%	7.6%	6.6%	5.9%	0.7%	6.6%		6.61%



## January 2022

NAS Absence Rate - by Staff Category: Jan 2022	Certified absence	Self-certified absence	Non Covid-19 absence	Covid-19 absence	Total absence rate	% Non Covid-19 absence	% Covid-19 absence
<b>National Ambulance Service</b>	<b>5.5%</b>	<b>0.4%</b>	<b>5.9%</b>	<b>4.7%</b>	<b>10.6%</b>	<b>55.4%</b>	<b>44.6%</b>
Medical & Dental	0.0%	0.0%	0.0%	0.0%	0.0%	#DIV/0	#DIV/0
Nursing & Midwifery	0.0%	0.0%	0.0%	0.0%	0.0%		#DIV/0
Health & Social Care Professionals							
Management & Administrative	1.2%	0.1%	1.3%	1.6%	2.9%	44.3%	55.7%
General Support	5.1%	0.0%	5.1%	1.7%	6.7%	75.4%	24.6%
Patient & Client Care	5.7%	0.4%	6.1%	4.9%	11.0%	55.4%	44.6%

## February 2022

NAS Absence Rate - by Staff Category: Feb 2022	Certified absence	Self-certified absence	Non Covid-19 absence	Covid-19 absence	Total absence rate	% Non Covid-19 absence	% Covid-19 absence
<b>National Ambulance Service</b>	<b>5.8%</b>	<b>0.6%</b>	<b>6.4%</b>	<b>2.4%</b>	<b>8.8%</b>	<b>72.5%</b>	<b>27.5%</b>
Medical & Dental	0.0%	0.0%	0.0%	0.0%	0.0%	#DIV/0	#DIV/0
Nursing & Midwifery	0.0%	0.0%	0.0%	0.0%	0.0%		#DIV/0
Health & Social Care Professionals							
Management & Administrative	2.7%	0.3%	3.0%	0.1%	3.2%	95.3%	4.7%
General Support	5.2%	0.0%	5.2%	2.1%	7.3%	71.1%	28.9%
Patient & Client Care	6.0%	0.6%	6.6%	2.5%	9.1%	72.1%	27.9%

## March 2022

NAS Absence Rate - by Staff Category: Mar 2022	Certified absence	Self-certified absence	Non Covid-19 absence	Covid-19 absence	Total absence rate	% Non Covid-19 absence	% Covid-19 absence
<b>National Ambulance Service</b>	<b>4.8%</b>	<b>0.5%</b>	<b>5.3%</b>	<b>3.9%</b>	<b>9.3%</b>	<b>57.5%</b>	<b>42.5%</b>
Medical & Dental	0.0%	0.0%	0.0%	0.0%	0.0%	#DIV/0	#DIV/0
Nursing & Midwifery	0.0%	0.0%	0.0%	0.0%	0.0%		#DIV/0
Health & Social Care Professionals							
Management & Administrative	1.7%	0.1%	1.8%	1.3%	3.1%	59.6%	40.4%
General Support	0.2%	0.0%	0.2%	0.1%	0.2%	72.9%	27.1%
Patient & Client Care	6.8%	0.7%	7.5%	5.5%	13.0%	57.4%	42.6%

## April 2022

NAS Absence Rate - by Staff Category: Apr 2022	Certified absence	Self-certified absence	Non Covid-19 absence	Covid-19 absence	Total absence rate	% Non Covid-19 absence	% Covid-19 absence
<b>National Ambulance Service</b>	<b>6.8%</b>	<b>0.8%</b>	<b>7.6%</b>	<b>2.4%</b>	<b>10.0%</b>	<b>75.9%</b>	<b>24.1%</b>
Medical & Dental	0.0%	0.0%	0.0%	0.0%	0.0%	#DIV/0	#DIV/0
Nursing & Midwifery	0.0%	0.0%	0.0%	0.0%	0.0%		#DIV/0
Health & Social Care Professionals							
Management & Administrative	2.5%	0.1%	2.6%	0.7%	3.3%	77.7%	22.3%
General Support	2.5%	0.0%	2.5%	1.2%	3.7%	66.7%	33.3%
Patient & Client Care	7.0%	0.9%	7.8%	2.5%	10.3%	75.9%	24.1%

## May 2022

NAS Absence Rate - by Staff Category: May 2022	Certified absence	Self-certified absence	Non Covid-19 absence	Covid-19 absence	Total absence rate	% Non Covid-19 absence	% Covid-19 absence
<b>National Ambulance Service</b>	<b>6.8%</b>	<b>0.6%</b>	<b>7.4%</b>	<b>1.0%</b>	<b>8.4%</b>	<b>88.1%</b>	<b>11.9%</b>
Medical & Dental	0.0%	0.0%	0.0%	0.0%	0.0%	#DIV/0	#DIV/0
Nursing & Midwifery	0.0%	0.0%	0.0%	0.0%	0.0%		#DIV/0
Health & Social Care Professionals							
Management & Administrative	3.3%	0.1%	3.3%	0.0%	3.3%	100.0%	0.0%
General Support	1.4%	0.0%	1.4%	1.4%	2.8%	50.0%	50.0%
Patient & Client Care	7.0%	0.6%	7.7%	1.1%	8.7%	88.0%	12.0%

## June 2022

NAS Absence Rate - by Staff Category: Jun 2022	Certified absence	Self-certified absence	Non Covid-19 absence	Covid-19 absence	Total absence rate	% Non Covid-19 absence	% Covid-19 absence
<b>National Ambulance Service</b>	<b>6.6%</b>	<b>0.8%</b>	<b>7.3%</b>	<b>1.7%</b>	<b>9.0%</b>	<b>81.2%</b>	<b>18.8%</b>
Medical & Dental	0.0%	0.0%	0.0%	0.0%	0.0%	#DIV/0	#DIV/0
Nursing & Midwifery	0.0%	0.0%	0.0%	0.0%	0.0%		#DIV/0
Health & Social Care Professionals							
Management & Administrative	4.0%	0.2%	4.1%	0.3%	4.4%	93.6%	6.4%
General Support	0.2%	0.5%	0.8%	0.0%	0.8%	100.0%	0.0%
Patient & Client Care	6.8%	0.8%	7.6%	1.8%	9.4%	80.9%	19.1%

## July 2022

NAS Absence Rate - by Staff Category: Jul 2022	Certified absence	Self-certified absence	Non Covid-19 absence	Covid-19 absence	Total absence rate	% Non Covid-19 absence	% Covid-19 absence
<b>National Ambulance Service</b>	<b>7.1%</b>	<b>0.9%</b>	<b>7.9%</b>	<b>2.3%</b>	<b>10.2%</b>	<b>77.7%</b>	<b>22.3%</b>
Medical & Dental	0.0%	0.0%	0.0%	0.0%	0.0%	#DIV/0	#DIV/0
Nursing & Midwifery	7.1%	0.0%	7.1%	9.4%	16.5%	42.9%	57.1%
Health & Social Care Professionals							
Management & Administrative	3.1%	0.0%	3.1%	1.0%	4.1%	76.5%	23.5%
General Support	0.2%	0.3%	0.5%	0.0%	0.5%	100.0%	0.0%
Patient & Client Care	7.3%	0.9%	8.2%	2.4%	10.6%	77.7%	22.3%

## August 2022

NAS Absence Rate - by Staff Category: Aug 2022	Certified absence	Self-certified absence	Non Covid-19 absence	Covid-19 absence	Total absence rate	% Non Covid-19 absence	% Covid-19 absence
<b>National Ambulance Service</b>	<b>6.5%</b>	<b>0.7%</b>	<b>7.2%</b>	<b>0.8%</b>	<b>7.9%</b>	<b>90.4%</b>	<b>9.6%</b>
Medical & Dental	0.0%	0.0%	0.0%	0.0%	0.0%	#DIV/0	#DIV/0
Nursing & Midwifery	0.0%	0.0%	0.0%	0.0%	0.0%		#DIV/0
Health & Social Care Professionals							
Management & Administrative	3.6%	0.2%	3.7%	0.2%	3.9%	94.4%	5.6%
General Support	5.9%	0.0%	5.9%	0.0%	5.9%	100.0%	0.0%
Patient & Client Care	6.6%	0.7%	7.3%	0.8%	8.1%	90.3%	9.7%

## September 2022

NAS Absence Rate - by Staff Category: Sep 2022	Certified absence	Self-certified absence	Non Covid-19 absence	Covid-19 absence	Total absence rate	% Non Covid-19 absence	% Covid-19 absence
<b>National Ambulance Service</b>	<b>5.9%</b>	<b>0.8%</b>	<b>6.7%</b>	<b>0.8%</b>	<b>7.5%</b>	<b>88.8%</b>	<b>11.2%</b>
Medical & Dental	0.0%	0.0%	0.0%	0.0%	0.0%	#DIV/0	#DIV/0
Nursing & Midwifery	0.0%	0.0%	0.0%	0.0%	0.0%		#DIV/0
Health & Social Care Professionals							
Management & Administrative	3.8%	0.1%	3.9%	0.2%	4.1%	94.5%	5.5%
General Support	0.0%	0.0%	0.0%	0.0%	0.0%		
Patient & Client Care	6.1%	0.8%	6.9%	0.9%	7.8%	88.7%	11.3%

## October 2022

NAS Absence Rate - by Staff Category: Oct 2022	Certified absence	Self-certified absence	Non Covid-19 absence	Covid-19 absence	Total absence rate	% Non Covid-19 absence	% Covid-19 absence
<b>National Ambulance Service</b>	<b>5.9%</b>	<b>0.7%</b>	<b>6.7%</b>	<b>1.0%</b>	<b>7.6%</b>	<b>87.5%</b>	<b>12.5%</b>
Medical & Dental	0.0%	0.0%	0.0%	0.0%	0.0%	#DIV/0	#DIV/0
Nursing & Midwifery	0.0%	0.0%	0.0%	0.0%	0.0%		#DIV/0
Health & Social Care Professionals							
Management & Administrative	3.6%	0.5%	4.1%	0.0%	4.1%	100.0%	0.0%
General Support	2.8%	0.4%	3.2%	0.0%	3.2%	100.0%	0.0%
Patient & Client Care	6.1%	0.8%	6.9%	1.0%	7.9%	87.1%	12.9%

## November 2022

NAS Absence Rate - by Staff Category: Nov 2022	Certified absence	Self-certified absence	Non Covid-19 absence	Covid-19 absence	Total absence rate	% Non Covid-19 absence	% Covid-19 absence
<b>National Ambulance Service</b>	<b>6.5%</b>	<b>0.8%</b>	<b>7.3%</b>	<b>0.8%</b>	<b>8.1%</b>	<b>90.3%</b>	<b>9.7%</b>
Medical & Dental	0.0%	0.0%	0.0%	0.0%	0.0%	#DIV/0	#DIV/0
Nursing & Midwifery	0.0%	0.0%	0.0%	0.0%	0.0%		#DIV/0
Health & Social Care Professionals							
Management & Administrative	4.9%	0.2%	5.2%	0.4%	5.6%	92.9%	7.1%
General Support	31.8%	0.0%	31.8%	0.0%	31.8%	100.0%	0.0%
Patient & Client Care	6.5%	0.9%	7.4%	0.8%	8.2%	90.2%	9.8%

## December 2022

NAS Absence Rate - by Staff Category: Dec 2022	Certified absence	Self-certified absence	Non Covid-19 absence	Covid-19 absence	Total absence rate	% Non Covid-19 absence	% Covid-19 absence
<b>National Ambulance Service</b>	<b>7.5%</b>	<b>0.9%</b>	<b>8.4%</b>	<b>1.2%</b>	<b>9.6%</b>	<b>87.4%</b>	<b>12.6%</b>
Medical & Dental	0.0%	0.0%	0.0%	0.0%	0.0%	#DIV/0	#DIV/0
Nursing & Midwifery	0.0%	0.0%	0.0%	9.7%	9.7%	0.0%	100.0%
Health & Social Care Professionals							
Management & Administrative	1.6%	0.5%	2.1%	0.5%	2.6%	81.3%	18.7%
General Support	0.0%	0.0%	0.0%	0.0%	0.0%		
Patient & Client Care	7.8%	0.9%	8.7%	1.2%	10.0%	87.6%	12.4%

## January 2023

NAS Absence Rate - by Staff Category: Jan 2023	Certified absence	Self-certified absence	Non Covid-19 absence	Covid-19 absence	Total absence rate	% Non Covid-19 absence	% Covid-19 absence
<b>National Ambulance Service</b>	<b>6.1%</b>	<b>0.6%</b>	<b>6.7%</b>	<b>0.7%</b>	<b>7.4%</b>	<b>90.7%</b>	<b>9.3%</b>
Medical & Dental	0.0%	0.0%	0.0%	0.0%	0.0%	#DIV/0	#DIV/0
Nursing & Midwifery	0.0%	0.0%	0.0%	0.0%	0.0%		#DIV/0
Health & Social Care Professionals							
Management & Administrative	1.5%	0.1%	1.6%	0.2%	1.8%	89.2%	10.8%
General Support	0.0%	0.0%	0.0%	0.0%	0.0%		
Patient & Client Care	6.4%	0.7%	7.1%	0.7%	7.8%	90.7%	9.3%

## February 2023

NAS Absence Rate - by Staff Category: Feb 2023	Certified absence	Self-certified absence	Non Covid-19 absence	Covid-19 absence	Total absence rate	% Non Covid-19 absence	% Covid-19 absence
<b>National Ambulance Service</b>	<b>6.1%</b>	<b>0.7%</b>	<b>6.8%</b>	<b>0.4%</b>	<b>7.2%</b>	<b>94.2%</b>	<b>5.8%</b>
Medical & Dental	0.0%	0.0%	0.0%	0.0%	0.0%	#DIV/0	#DIV/0
Nursing & Midwifery	0.0%	0.0%	0.0%	0.0%	0.0%		#DIV/0
Health & Social Care Professionals							
Management & Administrative	2.1%	0.0%	2.1%	0.5%	2.6%	81.8%	18.2%
General Support	0.0%	0.0%	0.0%	0.0%	0.0%		
Patient & Client Care	6.4%	0.7%	7.1%	0.4%	7.5%	94.4%	5.6%

## March 2023

NAS Absence Rate - by Staff Category: Mar 2023	Certified absence	Self-certified absence	Non Covid-19 absence	Covid-19 absence	Total absence rate	% Non Covid-19 absence	% Covid-19 absence
<b>National Ambulance Service</b>	<b>5.7%</b>	<b>0.7%</b>	<b>6.3%</b>	<b>0.6%</b>	<b>6.9%</b>	<b>91.6%</b>	<b>8.4%</b>
Medical & Dental	0.0%	0.0%	0.0%	0.0%	0.0%	#DIV/0	#DIV/0
Nursing & Midwifery	0.0%	0.0%	0.0%	0.0%	0.0%		#DIV/0
Health & Social Care Professionals							
Management & Administrative	2.6%	0.3%	2.9%	0.2%	3.1%	94.1%	5.9%
General Support	5.4%	1.2%	6.6%	0.0%	6.6%	100.0%	0.0%
Patient & Client Care	5.9%	0.7%	6.5%	0.6%	7.1%	91.5%	8.5%

## April 2023

NAS Absence Rate - by Staff Category: Apr 2023	Certified absence	Self-certified absence	Non Covid-19 absence	Covid-19 absence	Total absence rate	% Non Covid-19 absence	% Covid-19 absence
<b>National Ambulance Service</b>	<b>5.7%</b>	<b>0.8%</b>	<b>6.5%</b>	<b>0.5%</b>	<b>7.0%</b>	<b>93.1%</b>	<b>6.9%</b>
Medical & Dental	0.0%	0.0%	0.0%	0.0%	0.0%	#DIV/0	#DIV/0
Nursing & Midwifery	0.0%	0.0%	0.0%	0.0%	0.0%		#DIV/0
Health & Social Care Professionals							
Management & Administrative	2.8%	0.4%	3.2%	0.1%	3.2%	97.5%	2.5%
General Support	0.0%	0.0%	0.0%	0.0%	0.0%		
Patient & Client Care	5.9%	0.8%	6.7%	0.5%	7.2%	92.9%	7.1%

## May 2023

NAS Absence Rate - by Staff Category: May 2023	Certified absence	Self-certified absence	Non Covid-19 absence	Covid-19 absence	Total absence rate	% Non Covid-19 absence	% Covid-19 absence
<b>National Ambulance Service</b>	<b>5.3%</b>	<b>0.7%</b>	<b>5.9%</b>	<b>0.4%</b>	<b>6.4%</b>	<b>93.2%</b>	<b>6.8%</b>
Medical & Dental	0.0%	0.0%	0.0%	0.0%	0.0%	#DIV/0	#DIV/0
Nursing & Midwifery	0.0%	0.0%	0.0%	0.0%	0.0%		#DIV/0
Health & Social Care Professionals							
Management & Administrative	2.5%	0.2%	2.8%	0.4%	3.2%	88.1%	11.9%
General Support	0.0%	0.0%	0.0%	0.0%	0.0%		
Patient & Client Care	5.5%	0.7%	6.2%	0.4%	6.6%	93.4%	6.6%

## June 2023

NAS Absence Rate - by Staff Category: Jun 2023	Certified absence	Self-certified absence	Non Covid-19 absence	Covid-19 absence	Total absence rate	% Non Covid-19 absence	% Covid-19 absence
<b>National Ambulance Service</b>	<b>5.0%</b>	<b>0.7%</b>	<b>5.7%</b>	<b>0.3%</b>	<b>6.1%</b>	<b>94.3%</b>	<b>5.7%</b>
Medical & Dental	0.0%	0.0%	0.0%	0.0%	0.0%	#DIV/0	#DIV/0
Nursing & Midwifery	0.0%	0.0%	0.0%	0.0%	0.0%		#DIV/0
Health & Social Care Professionals							
Management & Administrative	0.9%	0.1%	1.0%	0.2%	1.2%	82.6%	17.4%
General Support	0.0%	0.0%	0.0%	0.0%	0.0%		
Patient & Client Care	5.3%	0.8%	6.1%	0.4%	6.4%	94.5%	5.5%

## July 2023

NAS Absence Rate - by Staff Category: Jul 2023	Certified absence	Self-certified absence	Non Covid-19 absence	Covid-19 absence	Total absence rate	% Non Covid-19 absence	% Covid-19 absence
<b>National Ambulance Service</b>	<b>5.9%</b>	<b>0.8%</b>	<b>6.7%</b>	<b>0.5%</b>	<b>7.1%</b>	<b>93.3%</b>	<b>6.7%</b>
Medical & Dental	0.0%	0.0%	0.0%	0.0%	0.0%	#DIV/0	#DIV/0
Nursing & Midwifery	5.4%	0.0%	5.4%	0.0%	5.4%	100.0%	0.0%
Health & Social Care Professionals							
Management & Administrative	2.6%	0.3%	2.9%	0.2%	3.1%	93.3%	6.7%
General Support	0.0%	0.0%	0.0%	0.0%	0.0%		
Patient & Client Care	6.1%	0.8%	6.9%	0.5%	7.4%	93.3%	6.7%

## August 2023

NAS Absence Rate - by Staff Category: Aug 2023	Certified absence	Self-certified absence	Non Covid-19 absence	Covid-19 absence	Total absence rate	% Non Covid-19 absence	% Covid-19 absence
<b>National Ambulance Service</b>	<b>6.1%</b>	<b>0.9%</b>	<b>7.0%</b>	<b>1.0%</b>	<b>8.0%</b>	<b>87.3%</b>	<b>12.7%</b>
Medical & Dental	0.0%	0.0%	0.0%	0.0%	0.0%	#DIV/0	#DIV/0
Nursing & Midwifery	0.0%	0.0%	0.0%	0.0%	0.0%		#DIV/0
Health & Social Care Professionals							
Management & Administrative	3.5%	0.2%	3.7%	0.2%	3.9%	95.9%	4.1%
General Support	0.0%	1.3%	1.3%	0.0%	1.3%	100.0%	0.0%
Patient & Client Care	6.4%	0.9%	7.3%	1.1%	8.3%	87.0%	13.0%

## September 2023

NAS Absence Rate - by Staff Category: Sep 2023	Certified absence	Self-certified absence	Non Covid-19 absence	Covid-19 absence	Total absence rate	% Non Covid-19 absence	% Covid-19 absence
<b>National Ambulance Service</b>	<b>6.0%</b>	<b>0.7%</b>	<b>6.6%</b>	<b>0.7%</b>	<b>7.3%</b>	<b>90.4%</b>	<b>9.6%</b>
Medical & Dental	0.0%	0.0%	0.0%	0.0%	0.0%	#DIV/0	#DIV/0
Nursing & Midwifery	0.0%	0.0%	0.0%	0.0%	0.0%		#DIV/0
Health & Social Care Professionals							
Management & Administrative	4.2%	0.3%	4.5%	0.2%	4.6%	96.6%	3.4%
General Support	0.0%	0.0%	0.0%	0.0%	0.0%		
Patient & Client Care	6.2%	0.7%	6.8%	0.7%	7.6%	90.1%	9.9%