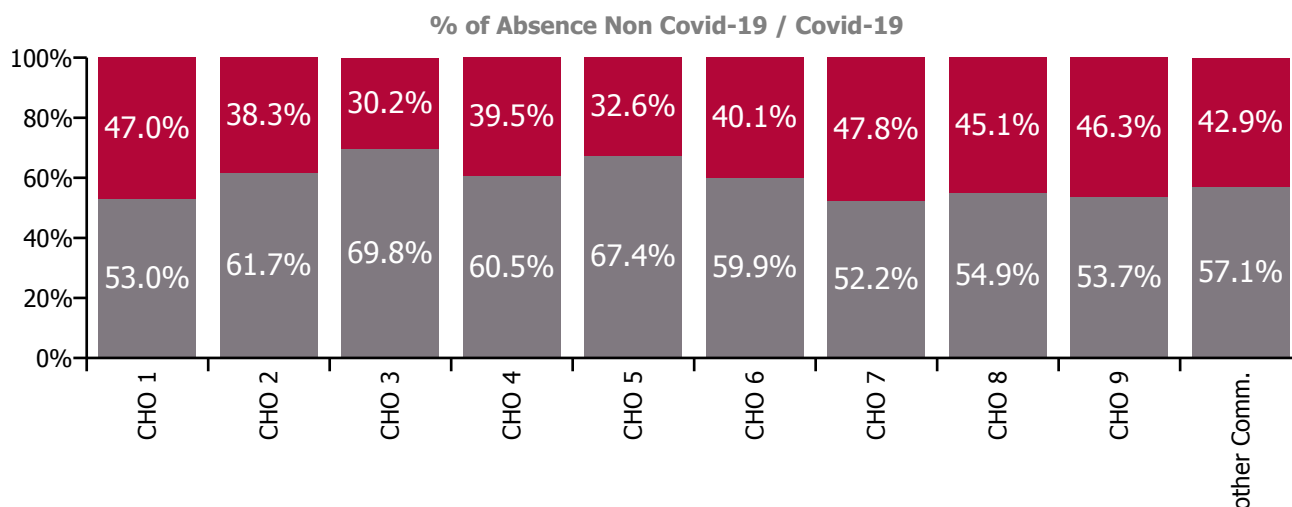
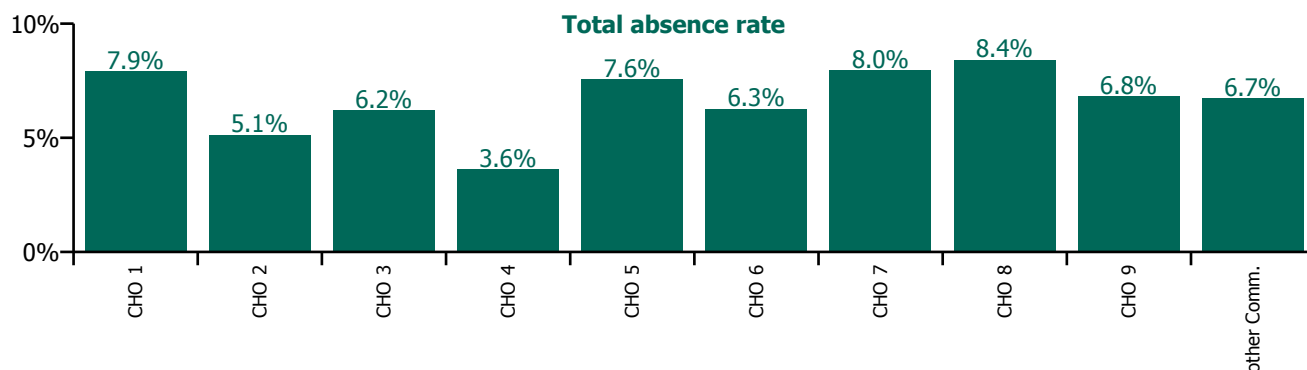


January 2021

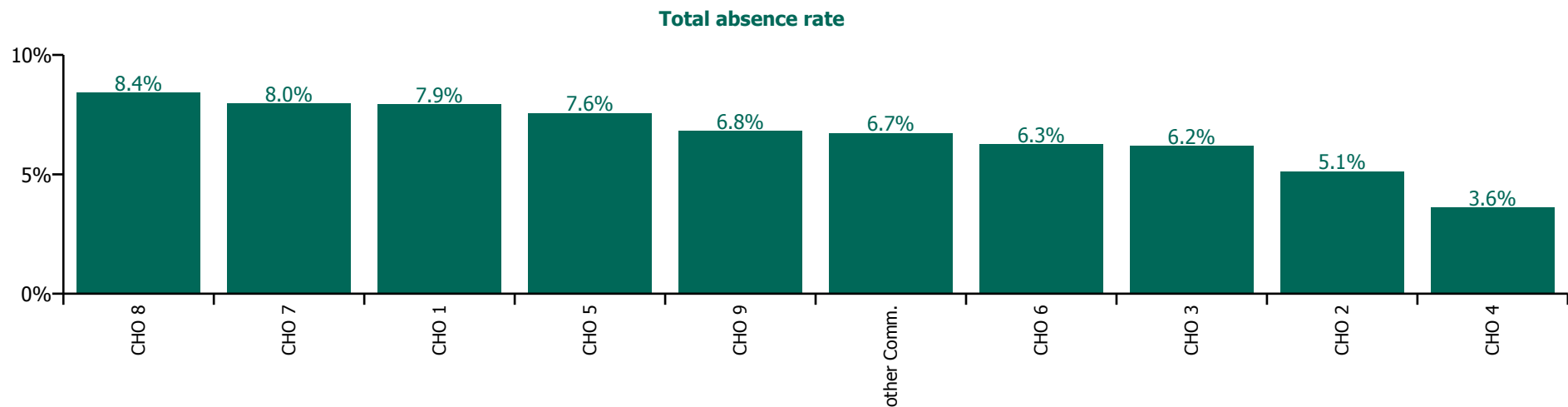
Health Service Absence Rate - by Staff Category: Jan 2021	Certified absence	Self-certified absence	Non Covid-19 absence	Covid-19 absence	Total absence rate	% Non Covid-19 absence	% Covid-19 absence
Primary Care	3.8%	0.1%	3.9%	2.9%	6.8%	57.5%	42.5%
Medical & Dental	2.2%	0.1%	2.3%	1.1%	3.4%	67.9%	32.1%
Nursing & Midwifery	4.5%	0.1%	4.6%	3.9%	8.5%	53.8%	46.2%
Health & Social Care Professionals	3.5%	0.1%	3.6%	1.7%	5.3%	67.8%	32.2%
Management & Administrative	3.6%	0.1%	3.7%	2.3%	6.1%	61.6%	38.4%
General Support	4.0%	0.3%	4.3%	4.6%	8.9%	48.2%	51.8%
Patient & Client Care	4.0%	0.3%	4.3%	4.2%	8.5%	50.5%	49.5%

Health Service Absence Rate - Care Group by CHO: Jan 2021	Certified absence	Self-certified absence	Non Covid-19 absence	Covid-19 absence	Total absence rate	% Non Covid-19 absence	% Covid-19 absence
Primary Care	3.8%	0.1%	3.9%	2.9%	6.8%	57.5%	42.5%
CHO 1	4.1%	0.1%	4.2%	3.7%	7.9%	53.0%	47.0%
CHO 2	3.1%	0.0%	3.2%	2.0%	5.1%	61.7%	38.3%
CHO 3	4.2%	0.1%	4.3%	1.9%	6.2%	69.8%	30.2%
CHO 4	2.1%	0.1%	2.2%	1.4%	3.6%	60.5%	39.5%
CHO 5	4.9%	0.2%	5.1%	2.5%	7.6%	67.4%	32.6%
CHO 6	3.6%	0.2%	3.7%	2.5%	6.3%	59.9%	40.1%
CHO 7	4.0%	0.2%	4.2%	3.8%	8.0%	52.2%	47.8%
CHO 8	4.5%	0.1%	4.6%	3.8%	8.4%	54.9%	45.1%
CHO 9	3.5%	0.2%	3.7%	3.2%	6.8%	53.7%	46.3%
Other Community Services	3.8%	0.0%	3.8%	2.9%	6.7%	57.1%	42.9%

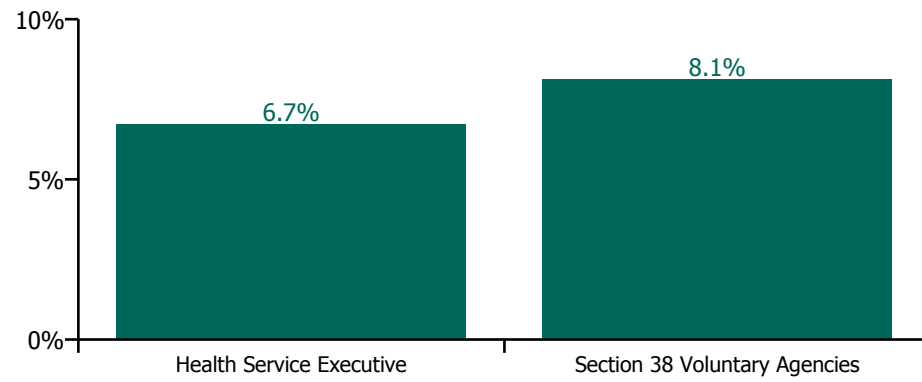


January 2021

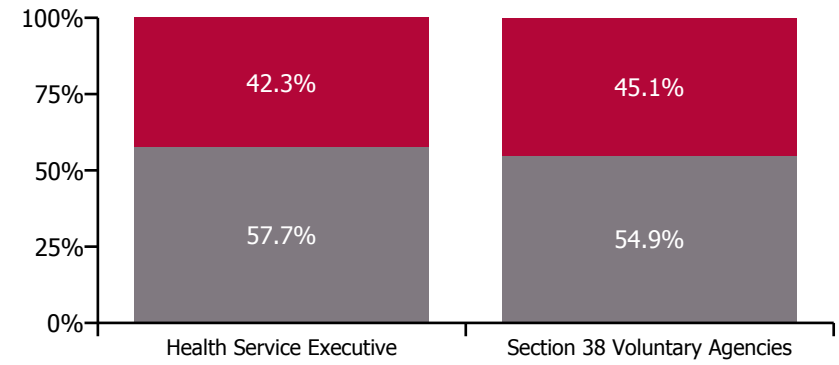
Health Service Absence Rate - by Hospital Group & Staff Category: Jan 2021	Medical & Dental	Nursing & Midwifery	Health & Social Care Professionals	Management & Administrative	General Support	Patient & Client Care	Certified absence	Self-certified absence	Non Covid-19 absence	Covid-19 absence	Total absence rate
Primary Care	3.4%	8.5%	5.3%	6.1%	8.9%	8.5%	3.8%	0.1%	3.9%	2.9%	6.8%
CHO 1	3.8%	9.2%	6.2%	7.0%	13.5%	9.4%	4.1%	0.1%	4.2%	3.7%	7.9%
CHO 2	4.3%	8.6%	4.5%	4.0%	1.6%	1.9%	3.1%	0.0%	3.2%	2.0%	5.1%
CHO 3	7.8%	6.8%	4.6%	6.0%	3.3%	6.9%	4.2%	0.1%	4.3%	1.9%	6.2%
CHO 4	2.6%	6.0%	2.2%	2.5%	2.9%	3.8%	2.1%	0.1%	2.2%	1.4%	3.6%
CHO 5	3.5%	8.5%	9.2%	6.8%	3.7%	7.9%	4.9%	0.2%	5.1%	2.5%	7.6%
CHO 6	1.3%	9.7%	5.5%	5.2%	6.6%	6.0%	3.6%	0.2%	3.7%	2.5%	6.3%
CHO 7	2.5%	8.6%	5.6%	7.6%	14.8%	9.6%	4.0%	0.2%	4.2%	3.8%	8.0%
CHO 8	4.2%	11.5%	4.8%	8.2%	8.6%	10.7%	4.5%	0.1%	4.6%	3.8%	8.4%
CHO 9	3.5%	6.5%	5.3%	5.7%	2.3%	14.5%	3.5%	0.2%	3.7%	3.2%	6.8%
Other Community Services	0.4%	12.3%	4.5%	6.4%	7.7%	12.6%	3.8%	0.0%	3.8%	2.9%	6.7%



Total absence rate



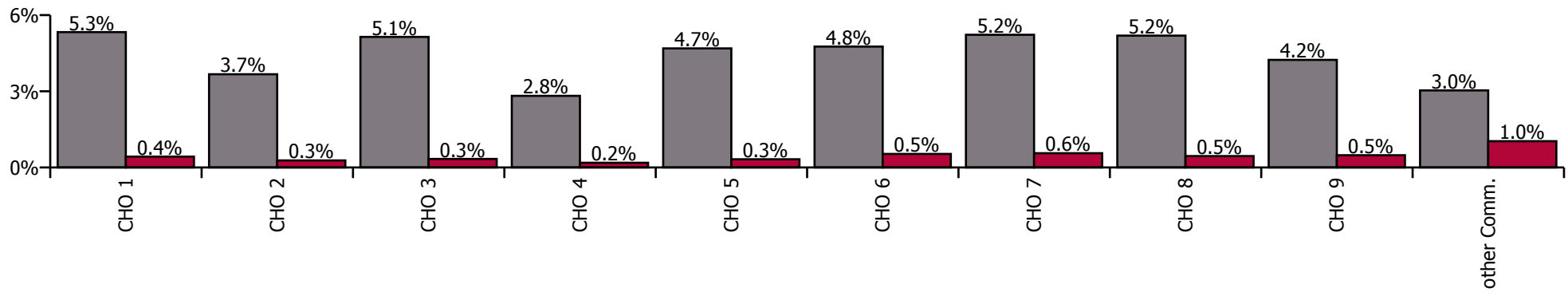
Non Covid-19 & Covid-19 Absence



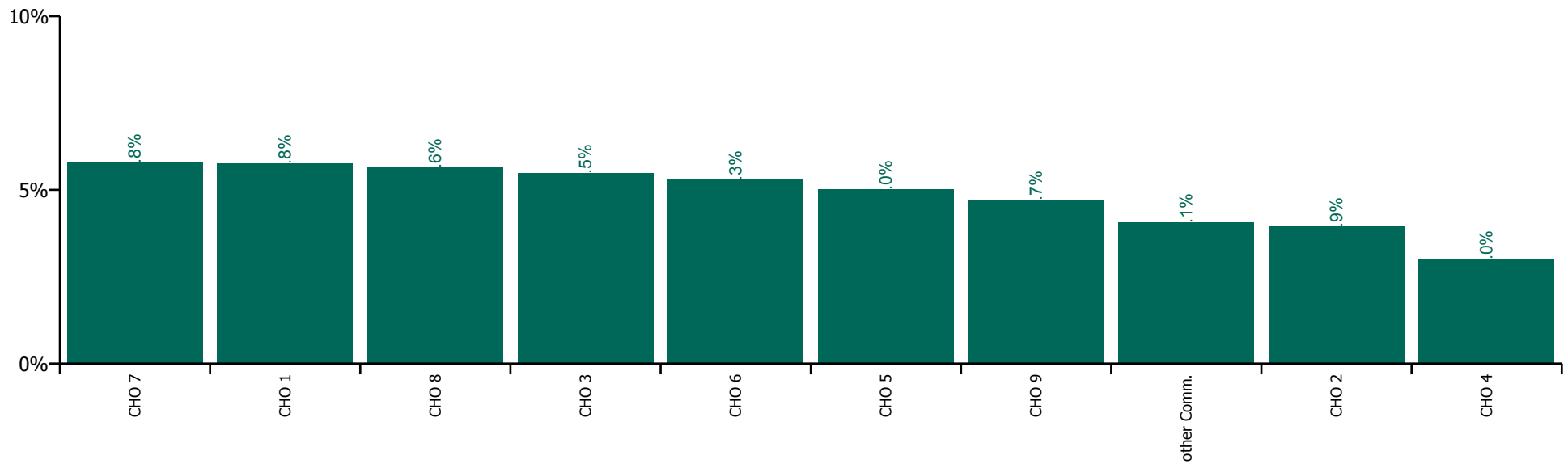
January 2021

Health Service Absence Rate by Hospital: Jan 2021	Medical & Dental	Nursing & Midwifery	Health & Social Care Professionals	Management & Administrative	General Support	Patient & Client Care	Certified absence	Self-certified absence	Non Covid-19 absence	Covid-19 absence	Total absence rate
Primary Care	3.1%	5.7%	4.1%	5.0%	5.1%	6.4%	4.2%	0.3%	4.5%	0.4%	5.0%
Health Service Executive	2.9%	7.5%	5.1%	5.5%	5.6%	5.6%	5.0%	0.3%	5.3%	0.4%	5.8%
CHO 1	2.9%	7.5%	5.1%	5.5%	5.6%	5.6%	5.0%	0.3%	5.3%	0.4%	5.8%
Health Service Executive	2.4%	5.1%	3.9%	3.9%	1.1%	3.3%	3.5%	0.2%	3.7%	0.3%	3.9%
CHO 2	2.4%	5.1%	3.9%	3.9%	1.1%	3.3%	3.5%	0.2%	3.7%	0.3%	3.9%
Health Service Executive	4.6%	5.8%	4.5%	6.2%	3.4%	5.7%	4.9%	0.3%	5.1%	0.3%	5.5%
CHO 3	4.6%	5.8%	4.5%	6.2%	3.4%	5.7%	4.9%	0.3%	5.1%	0.3%	5.5%
Health Service Executive	2.4%	3.2%	2.5%	3.0%	0.5%	3.8%	2.5%	0.2%	2.7%	0.2%	2.9%
Section 38 Voluntary Agencies	1.3%	4.3%	3.5%	2.4%	4.8%	6.9%	3.0%	0.7%	3.7%	0.2%	3.9%
CHO 4	2.3%	3.2%	2.5%	3.0%	3.6%	4.6%	2.5%	0.3%	2.8%	0.2%	3.0%
Health Service Executive	3.8%	5.9%	4.7%	4.7%	2.5%	6.0%	4.4%	0.3%	4.7%	0.3%	5.0%
CHO 5	3.8%	5.9%	4.7%	4.7%	2.5%	6.0%	4.4%	0.3%	4.7%	0.3%	5.0%
Health Service Executive	5.0%	6.1%	4.3%	5.1%	5.3%	7.2%	4.4%	0.4%	4.8%	0.5%	5.3%
Section 38 Voluntary Agencies	4.9%	17.1%	0.4%	3.4%	8.0%	2.0%	4.0%	0.5%	4.5%	0.5%	5.0%
CHO 6	5.0%	6.5%	4.2%	4.8%	6.6%	5.2%	4.4%	0.4%	4.8%	0.5%	5.3%
Health Service Executive	4.0%	5.9%	4.3%	6.5%	9.8%	8.8%	5.0%	0.4%	5.4%	0.6%	6.0%
Section 38 Voluntary Agencies	0.9%	5.0%	3.4%	3.9%	6.9%	7.0%	4.4%	0.4%	4.8%	0.5%	5.3%
CHO 7	3.5%	5.6%	4.1%	6.1%	7.9%	8.1%	4.8%	0.4%	5.2%	0.6%	5.8%
Health Service Executive	2.1%	7.5%	4.6%	5.5%	5.5%	6.5%	4.8%	0.4%	5.2%	0.5%	5.6%
CHO 8	2.1%	7.5%	4.6%	5.5%	5.5%	6.5%	4.8%	0.4%	5.2%	0.5%	5.6%
Health Service Executive	3.4%	5.0%	3.6%	5.7%	6.1%	7.8%	3.9%	0.3%	4.2%	0.5%	4.7%
CHO 9	3.4%	5.0%	3.6%	5.7%	6.1%	7.8%	3.9%	0.3%	4.2%	0.5%	4.7%
Other Community Services	4.4%	3.1%	6.5%	1.7%	3.7%	7.9%	2.8%	0.2%	3.0%	1.0%	4.1%

Non Covid-19 / Covid-19 absence rates



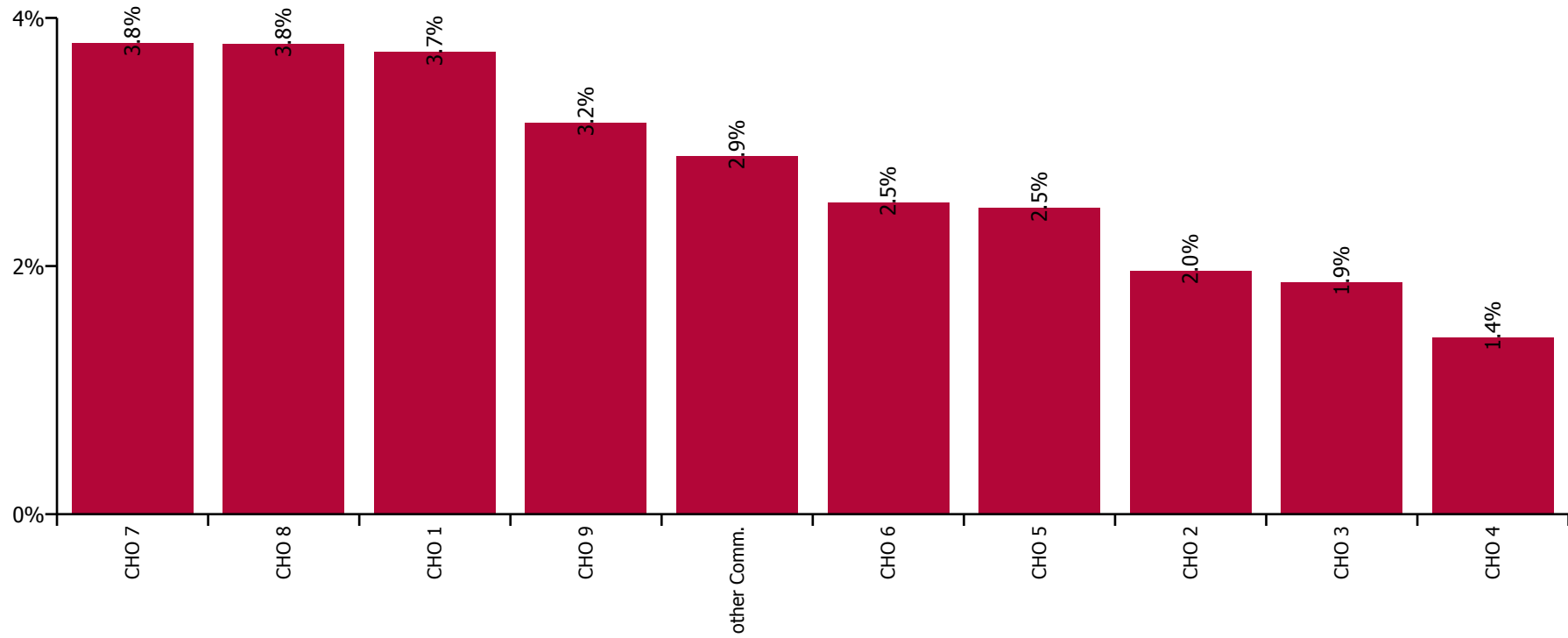
Total absence rate



January 2021

Health Service Covid-19 Absence Rate - by Staff Category & Hospital: Jan 2021	Medical & Dental	Nursing & Midwifery	Health & Social Care Professionals	Management & Administrative	General Support	Patient & Client Care	Covid-19 absence	Non Covid-19 absence	Total absence rate
Primary Care	1.1%	3.9%	1.7%	6.1%	4.6%	4.2%	2.9%	3.9%	6.8%
Health Service Executive	1.9%	4.5%	1.6%	7.0%	9.8%	4.9%	3.7%	4.2%	7.9%
CHO 1	1.9%	4.5%	1.6%	7.0%	9.8%	4.9%	3.7%	4.2%	7.9%
Health Service Executive	0.2%	4.7%	1.2%	4.0%	0.6%	0.6%	2.0%	3.2%	5.1%
CHO 2	0.2%	4.7%	1.2%	4.0%	0.6%	0.6%	2.0%	3.2%	5.1%
Health Service Executive	2.9%	2.7%	0.8%	6.0%	0.0%	2.2%	1.9%	4.3%	6.2%
CHO 3	2.9%	2.7%	0.8%	6.0%	0.0%	2.2%	1.9%	4.3%	6.2%
Health Service Executive	0.5%	2.2%	0.3%	2.2%	0.0%	1.5%	1.2%	2.3%	3.5%
Section 38 Voluntary Agencies	0.0%	0.0%	0.0%	5.0%	3.4%	7.4%	3.2%	1.3%	4.5%
CHO 4	0.4%	2.1%	0.3%	2.5%	2.9%	2.4%	1.4%	2.2%	3.6%
Health Service Executive	1.3%	2.8%	3.2%	6.8%	0.8%	2.2%	2.5%	5.1%	7.6%
CHO 5	1.3%	2.8%	3.2%	6.8%	0.8%	2.2%	2.5%	5.1%	7.6%
Health Service Executive	0.6%	4.4%	0.9%	5.8%	2.7%	4.3%	2.7%	4.0%	6.8%
Section 38 Voluntary Agencies	2.1%	5.4%	0.0%	1.0%	0.0%	0.0%	0.6%	1.2%	1.8%
CHO 6	0.9%	4.4%	0.9%	5.2%	1.4%	3.4%	2.5%	3.7%	6.3%
Health Service Executive	0.2%	4.9%	2.5%	7.9%	9.8%	4.1%	3.6%	3.6%	7.2%
Section 38 Voluntary Agencies	2.2%	4.4%	5.4%	6.1%	5.6%	4.3%	4.3%	5.7%	10.0%
CHO 7	0.4%	4.7%	2.9%	7.6%	7.2%	4.2%	3.8%	4.2%	8.0%
Health Service Executive	1.2%	5.1%	1.6%	8.2%	2.8%	6.0%	3.8%	4.6%	8.4%
CHO 8	1.2%	5.1%	1.6%	8.2%	2.8%	6.0%	3.8%	4.6%	8.4%
Health Service Executive	1.6%	3.0%	1.7%	5.7%	1.6%	9.2%	3.2%	3.7%	6.8%
CHO 9	1.6%	3.0%	1.7%	5.7%	1.6%	9.2%	3.2%	3.7%	6.8%
Other Community Services	0.0%	10.8%	2.8%	6.4%	0.0%	0.8%	2.9%	3.8%	6.7%

Covid-19 absence rate



January 2021

Health Service Absence Rate - by Staff Category: Jan 2021	Certified absence	Self- certified absence	Non Covid-19 absence	Covid-19 absence	Total absence rate	% Non Covid-19 absence	% Covid-19 absence
HSE Primary Care CHO 1	4.1%	0.1%	4.2%	3.7%	7.9%	53.0%	47.0%
Medical & Dental	1.9%	0.0%	1.9%	1.9%	3.8%	50.3%	49.7%
Nursing & Midwifery	4.7%	0.1%	4.8%	4.5%	9.2%	51.7%	48.3%
Health & Social Care Professionals	4.5%	0.1%	4.6%	1.6%	6.2%	74.1%	25.9%
Management & Administrative	3.8%	0.1%	3.9%	3.1%	7.0%	56.1%	43.9%
General Support	3.7%	0.0%	3.7%	9.8%	13.5%	27.5%	72.5%
Patient & Client Care	4.3%	0.2%	4.5%	4.9%	9.4%	48.3%	51.7%

January 2021

Health Service Absence Rate - by Staff Category: Jan 2021	Certified absence	Self- certified absence	Non Covid-19 absence	Covid-19 absence	Total absence rate	% Non Covid-19 absence	% Covid-19 absence
HSE Primary Care CHO 2	3.1%	0.0%	3.2%	2.0%	5.1%	61.7%	38.3%
Medical & Dental	4.0%	0.0%	4.0%	0.2%	4.3%	94.8%	5.2%
Nursing & Midwifery	3.9%	0.0%	3.9%	4.7%	8.6%	45.6%	54.4%
Health & Social Care Professionals	3.2%	0.1%	3.3%	1.2%	4.5%	73.2%	26.8%
Management & Administrative	3.1%	0.1%	3.1%	0.9%	4.0%	78.6%	21.4%
General Support	1.0%	0.0%	1.0%	0.6%	1.6%	64.4%	35.6%
Patient & Client Care	1.3%	0.0%	1.3%	0.6%	1.9%	70.3%	29.7%

January 2021

Health Service Absence Rate - by Staff Category: Jan 2021	Certified absence	Self- certified absence	Non Covid-19 absence	Covid-19 absence	Total absence rate	% Non Covid-19 absence	% Covid-19 absence
HSE Primary Care CHO 3	4.2%	0.1%	4.3%	1.9%	6.2%	69.8%	30.2%
Medical & Dental	4.9%	0.0%	4.9%	2.9%	7.8%	63.2%	36.8%
Nursing & Midwifery	4.0%	0.1%	4.1%	2.7%	6.8%	60.3%	39.7%
Health & Social Care Professionals	3.7%	0.0%	3.8%	0.8%	4.6%	82.3%	17.7%
Management & Administrative	4.4%	0.1%	4.5%	1.5%	6.0%	75.4%	24.6%
General Support	3.1%	0.2%	3.3%	0.0%	3.3%	100.0%	0.0%
Patient & Client Care	4.3%	0.4%	4.7%	2.2%	6.9%	68.3%	31.7%

January 2021

Health Service Absence Rate - by Staff Category: Jan 2021	Certified absence	Self- certified absence	Non Covid-19 absence	Covid-19 absence	Total absence rate	% Non Covid-19 absence	% Covid-19 absence
HSE Primary Care CHO 4	2.1%	0.1%	2.2%	1.4%	3.6%	60.5%	39.5%
Medical & Dental	1.9%	0.3%	2.2%	0.4%	2.6%	83.1%	16.9%
Nursing & Midwifery	3.9%	0.0%	3.9%	2.1%	6.0%	65.2%	34.8%
Health & Social Care Professionals	1.8%	0.1%	1.9%	0.3%	2.2%	86.9%	13.1%
Management & Administrative	1.0%	0.1%	1.1%	1.4%	2.5%	43.4%	56.6%
General Support	0.0%	0.0%	0.0%	2.9%	2.9%	0.0%	100.0%
Patient & Client Care	1.3%	0.1%	1.4%	2.4%	3.8%	36.0%	64.0%

January 2021

Health Service Absence Rate - by Staff Category: Jan 2021	Certified absence	Self-certified absence	Non Covid-19 absence	Covid-19 absence	Total absence rate	% Non Covid-19 absence	% Covid-19 absence
HSE Primary Care CHO 5	4.9%	0.2%	5.1%	2.5%	7.6%	67.4%	32.6%
Medical & Dental	2.0%	0.2%	2.2%	1.3%	3.5%	62.1%	37.9%
Nursing & Midwifery	5.6%	0.2%	5.8%	2.8%	8.5%	67.6%	32.4%
Health & Social Care Professionals	5.9%	0.1%	6.0%	3.2%	9.2%	65.4%	34.6%
Management & Administrative	4.5%	0.1%	4.5%	2.2%	6.8%	66.9%	33.1%
General Support	2.9%	0.0%	2.9%	0.8%	3.7%	78.3%	21.7%
Patient & Client Care	5.2%	0.5%	5.7%	2.2%	7.9%	71.9%	28.1%

January 2021

Health Service Absence Rate - by Staff Category: Jan 2021	Certified absence	Self-certified absence	Non Covid-19 absence	Covid-19 absence	Total absence rate	% Non Covid-19 absence	% Covid-19 absence
HSE Primary Care CHO 6	3.6%	0.2%	3.7%	2.5%	6.3%	59.9%	40.1%
Medical & Dental	0.3%	0.2%	0.4%	0.9%	1.3%	34.1%	65.9%
Nursing & Midwifery	5.3%	0.0%	5.3%	4.4%	9.7%	54.8%	45.2%
Health & Social Care Professionals	4.5%	0.1%	4.6%	0.9%	5.5%	84.5%	15.5%
Management & Administrative	2.8%	0.3%	3.2%	2.1%	5.2%	60.7%	39.3%
General Support	5.2%	0.0%	5.2%	1.4%	6.6%	78.9%	21.1%
Patient & Client Care	2.2%	0.4%	2.6%	3.4%	6.0%	43.1%	56.9%

January 2021

Health Service Absence Rate - by Staff Category: Jan 2021	Certified absence	Self-certified absence	Non Covid-19 absence	Covid-19 absence	Total absence rate	% Non Covid-19 absence	% Covid-19 absence
HSE Primary Care CHO 7	4.0%	0.2%	4.2%	3.8%	8.0%	52.2%	47.8%
Medical & Dental	1.9%	0.2%	2.1%	0.4%	2.5%	82.3%	17.7%
Nursing & Midwifery	3.8%	0.1%	3.9%	4.7%	8.6%	45.4%	54.6%
Health & Social Care Professionals	2.6%	0.1%	2.7%	2.9%	5.6%	48.3%	51.7%
Management & Administrative	4.4%	0.1%	4.5%	3.1%	7.6%	58.7%	41.3%
General Support	7.1%	0.6%	7.7%	7.2%	14.8%	51.5%	48.5%
Patient & Client Care	5.1%	0.3%	5.4%	4.2%	9.6%	56.5%	43.5%

January 2021

Health Service Absence Rate - by Staff Category: Jan 2021	Certified absence	Self-certified absence	Non Covid-19 absence	Covid-19 absence	Total absence rate	% Non Covid-19 absence	% Covid-19 absence
HSE Primary Care CHO 8	4.5%	0.1%	4.6%	3.8%	8.4%	54.9%	45.1%
Medical & Dental	3.0%	0.1%	3.0%	1.2%	4.2%	72.1%	27.9%
Nursing & Midwifery	6.3%	0.1%	6.4%	5.1%	11.5%	55.7%	44.3%
Health & Social Care Professionals	3.1%	0.0%	3.2%	1.6%	4.8%	66.4%	33.6%
Management & Administrative	4.2%	0.2%	4.3%	3.9%	8.2%	52.9%	47.1%
General Support	5.6%	0.3%	5.8%	2.8%	8.6%	67.5%	32.5%
Patient & Client Care	4.5%	0.2%	4.6%	6.0%	10.7%	43.4%	56.6%

January 2021

Health Service Absence Rate - by Staff Category: Jan 2021	Certified absence	Self-certified absence	Non Covid-19 absence	Covid-19 absence	Total absence rate	% Non Covid-19 absence	% Covid-19 absence
HSE Primary Care CHO 9	3.5%	0.2%	3.7%	3.2%	6.8%	53.7%	46.3%
Medical & Dental	1.8%	0.1%	1.9%	1.6%	3.5%	55.0%	45.0%
Nursing & Midwifery	3.5%	0.1%	3.5%	3.0%	6.5%	54.4%	45.6%
Health & Social Care Professionals	3.5%	0.1%	3.6%	1.7%	5.3%	67.5%	32.5%
Management & Administrative	3.6%	0.2%	3.7%	2.0%	5.7%	65.4%	34.6%
General Support	0.0%	0.7%	0.7%	1.6%	2.3%	31.9%	68.1%
Patient & Client Care	4.9%	0.4%	5.3%	9.2%	14.5%	36.4%	63.6%

January 2021

Health Service Absence Rate - by Staff Category: Jan 2021	Certified absence	Self-certified absence	Non Covid-19 absence	Covid-19 absence	Total absence rate	% Non Covid-19 absence	% Covid-19 absence
HSE Primary Care Other Community Services	3.8%	0.0%	3.8%	2.9%	6.7%	57.1%	42.9%
Medical & Dental	0.0%	0.4%	0.4%	0.0%	0.4%	100.0%	0.0%
Nursing & Midwifery	1.6%	0.0%	1.6%	10.8%	12.3%	12.9%	87.1%
Health & Social Care Professionals	1.7%	0.0%	1.7%	2.8%	4.5%	37.4%	62.6%
Management & Administrative	4.5%	0.0%	4.5%	1.9%	6.4%	70.6%	29.4%
General Support	7.7%	0.0%	7.7%	0.0%	7.7%	100.0%	0.0%
Patient & Client Care	11.8%	0.0%	11.8%	0.8%	12.6%	94.0%	6.0%

January 2021

Cork Dental Hospital absence by Staff Category	Certified absence	Self-certified absence	Non Covid-19 absence	Covid-19 absence	Total absence rate	% Non Covid-19 absence	% Covid-19 absence
Cork Dental Hospital (CHO 4)	1.3%	0.1%	1.3%	3.2%	4.5%	29.8%	70.2%
Medical & Dental	0.0%	0.0%	0.0%	0.0%	0.0%		
Nursing & Midwifery	0.0%	0.6%	0.6%	0.0%	0.6%	100.0%	0.0%
Health & Social Care Professionals	0.0%	0.0%	0.0%	0.0%	0.0%		#DIV/0
Management & Administrative	1.9%	0.0%	1.9%	3.1%	5.0%	37.5%	62.5%
General Support	0.0%	0.0%	0.0%	3.4%	3.4%	0.0%	100.0%
Patient & Client Care	3.0%	0.2%	3.2%	7.4%	10.6%	30.0%	70.0%

January 2021

Dublin Dental Hospital absence by Staff Category	Certified absence	Self-certified absence	Non Covid-19 absence	Covid-19 absence	Total absence rate	% Non Covid-19 absence	% Covid-19 absence
Dublin Dental Hospital (CHO 6)	1.2%	0.0%	1.2%	0.6%	1.8%	64.5%	35.5%
Medical & Dental	0.0%	0.0%	0.0%	2.1%	2.1%	0.0%	100.0%
Nursing & Midwifery	8.9%	0.0%	8.9%	5.4%	14.3%	62.1%	37.9%
Health & Social Care Professionals	0.0%	0.0%	0.0%	0.0%	0.0%		#DIV/0
Management & Administrative	1.0%	0.0%	1.0%	0.0%	1.0%	100.0%	0.0%
General Support	0.0%	0.0%	0.0%	0.0%	0.0%		
Patient & Client Care	1.1%	0.0%	1.1%	0.0%	1.1%	100.0%	0.0%

January 2021

Our Lady's Hospice & Care Services absence by Staff Category	Certified absence	Self-certified absence	Non Covid-19 absence	Covid-19 absence	Total absence rate	% Non Covid-19 absence	% Covid-19 absence
Our Lady's Hospice & Care Services (CHO 7)	5.4%	0.3%	5.7%	4.3%	10.0%	57.0%	43.0%
Medical & Dental	0.0%	0.0%	0.0%	2.2%	2.2%	0.0%	100.0%
Nursing & Midwifery	3.5%	0.2%	3.7%	4.4%	8.0%	45.5%	54.5%
Health & Social Care Professionals	3.8%	0.1%	3.9%	5.4%	9.3%	41.7%	58.3%
Management & Administrative	4.3%	0.0%	4.3%	1.7%	6.1%	71.4%	28.6%
General Support	10.3%	0.8%	11.0%	5.6%	16.7%	66.3%	33.7%
Patient & Client Care	7.6%	0.3%	7.9%	4.3%	12.2%	64.5%	35.5%

Primary Care

Year/ month	Medical & Dental	Nursing & Midwifery	Health & Social Care Professionals	Management & Administrative	General Support	Patient & Client Care	Certified absence	Self-certified absence	Non Covid-19 absence	Covid-19 absence	Total absence rate
2021	3.4%	8.5%	5.3%	6.1%	8.9%	8.5%	3.8%	0.1%	3.9%	2.9%	6.8%
Jan 2021	3.4%	8.5%	5.3%	6.1%	8.9%	8.5%	3.8%	0.1%	3.9%	2.9%	6.8%
2020	3.5%	6.3%	4.6%	5.0%	5.3%	7.0%	4.2%	0.2%	4.4%	1.0%	5.4%
Dec 2020	3.1%	5.7%	4.5%	4.1%	5.3%	5.7%	3.7%	0.2%	3.9%	1.0%	4.8%
Nov 2020	3.4%	5.7%	3.5%	4.0%	4.8%	5.6%	3.7%	0.2%	3.9%	0.7%	4.5%
Oct 2020	3.8%	6.6%	4.0%	5.0%	5.2%	7.6%	4.0%	0.2%	4.2%	1.1%	5.4%
Sep 2020	3.2%	6.0%	4.5%	4.7%	5.2%	7.6%	4.2%	0.2%	4.4%	0.8%	5.2%
Aug 2020	3.2%	5.5%	4.2%	4.4%	4.4%	7.8%	4.3%	0.2%	4.5%	0.4%	4.9%
Jul 2020	2.6%	5.3%	4.1%	3.7%	4.1%	6.3%	3.9%	0.2%	4.1%	0.3%	4.4%
Jun 2020	2.6%	5.2%	3.3%	3.8%	5.0%	5.5%	3.6%	0.1%	3.8%	0.5%	4.2%
May 2020	2.5%	6.6%	3.8%	4.5%	4.8%	5.7%	3.7%	0.1%	3.8%	1.1%	4.9%
Apr 2020	5.2%	10.1%	7.0%	7.0%	5.8%	9.7%	4.6%	0.1%	4.7%	3.3%	7.9%
Mar 2020	6.0%	8.9%	7.6%	7.2%	7.7%	9.9%	5.1%	0.3%	5.4%	2.7%	8.0%
Feb 2020	3.3%	5.1%	4.1%	5.3%	5.8%	6.5%	4.5%	0.4%	4.9%		4.9%
Jan 2020	3.5%	5.1%	4.6%	6.1%	5.1%	7.0%	4.9%	0.4%	5.3%		5.3%
2019	2.8%	5.5%	3.7%	5.0%	5.2%	6.3%	4.3%	0.4%	4.7%		4.7%
Dec 2019	3.6%	5.8%	4.4%	6.2%	5.0%	7.8%	5.0%	0.5%	5.5%		5.5%
Nov 2019	2.8%	5.4%	3.8%	5.8%	5.0%	6.8%	4.6%	0.4%	5.0%		5.0%
Oct 2019	2.6%	5.6%	3.7%	5.5%	5.0%	6.7%	4.5%	0.4%	4.9%		4.9%
Sep 2019	2.2%	5.0%	3.6%	5.0%	7.6%	6.5%	4.3%	0.3%	4.7%		4.7%
Aug 2019	2.9%	5.8%	3.7%	4.8%	5.4%	5.7%	4.5%	0.2%	4.8%		4.8%
Jul 2019	2.9%	5.0%	3.5%	4.4%	5.0%	6.2%	4.2%	0.2%	4.4%		4.4%
Jun 2019	3.2%	5.2%	3.7%	3.9%	4.9%	5.9%	4.1%	0.3%	4.4%		4.4%
May 2019	2.6%	5.5%	3.5%	4.4%	4.6%	5.9%	4.2%	0.3%	4.5%		4.5%
Apr 2019	2.8%	4.7%	3.6%	4.7%	5.4%	6.8%	4.2%	0.4%	4.5%		4.5%
Mar 2019	2.7%	4.9%	3.6%	4.9%	4.7%	6.2%	4.2%	0.4%	4.5%		4.5%
Feb 2019	2.7%	6.9%	3.4%	4.6%	5.7%	6.1%	4.1%	0.8%	5.0%		5.0%
Jan 2019	2.5%	5.8%	3.8%	5.6%	4.6%	5.5%	3.6%	0.6%	4.2%		4.2%
2018	2.9%	5.2%	3.9%	5.1%	4.7%	5.4%	4.3%	0.3%	4.6%		4.6%

Primary Care

Year/ month	CHO 1	CHO 2	CHO 3	CHO 4	CHO 5	CHO 6	CHO 7	CHO 8	CHO 9	other Comm.	Community Services absence rate	Certified absence	Self-certified absence	Non Covid-19 absence	Covid-19 absence	Total absence rate
2021	7.9%	5.1%	6.2%	3.6%	7.6%	6.3%	8.0%	8.4%	6.8%	6.7%	6.8%	3.8%	0.1%	3.9%	2.9%	6.8%
Jan 2021	7.9%	5.1%	6.2%	3.6%	7.6%	6.3%	8.0%	8.4%	6.8%	6.7%	6.8%	3.8%	0.1%	3.9%	2.9%	6.81%
2020	5.6%	4.2%	5.6%	3.1%	5.2%	5.5%	7.1%	6.0%	5.3%	3.8%	5.4%	4.2%	0.2%	4.4%	1.0%	5.4%
Dec 2020	5.1%	3.9%	5.1%	2.1%	5.1%	3.9%	6.8%	5.5%	5.2%	4.1%	4.8%	3.7%	0.2%	3.9%	1.0%	4.82%
Nov 2020	4.7%	3.9%	4.3%	2.8%	4.7%	3.9%	6.1%	4.6%	4.5%	4.2%	4.5%	3.7%	0.2%	3.9%	0.7%	4.53%
Oct 2020	6.4%	4.7%	4.1%	2.7%	5.4%	4.7%	7.5%	6.1%	4.7%	6.5%	5.4%	4.0%	0.2%	4.2%	1.1%	5.36%
Sep 2020	6.0%	3.5%	4.5%	3.0%	4.8%	4.7%	7.6%	5.7%	4.9%	3.3%	5.2%	4.2%	0.2%	4.4%	0.8%	5.21%
Aug 2020	5.1%	3.8%	5.5%	2.6%	5.1%	4.2%	6.9%	5.4%	4.9%	2.6%	4.9%	4.3%	0.2%	4.5%	0.4%	4.90%
Jul 2020	4.5%	3.3%	4.3%	2.3%	5.4%	4.7%	6.5%	4.8%	4.2%	1.8%	4.4%	3.9%	0.2%	4.1%	0.3%	4.42%
Jun 2020	4.5%	3.0%	4.1%	2.6%	4.3%	3.8%	6.1%	4.8%	3.7%	2.0%	4.2%	3.6%	0.1%	3.8%	0.5%	4.22%
May 2020	5.1%	3.5%	5.1%	3.3%	4.6%	5.6%	6.1%	5.5%	4.8%	1.5%	4.9%	3.7%	0.1%	3.8%	1.1%	4.88%
Apr 2020	7.7%	6.7%	8.2%	5.5%	7.5%	8.3%	9.6%	8.9%	8.3%	4.8%	7.9%	4.6%	0.1%	4.7%	3.3%	7.92%
Mar 2020	8.5%	6.8%	9.3%	3.4%	6.6%	11.3%	9.9%	8.5%	9.2%	7.5%	8.0%	5.1%	0.3%	5.4%	2.7%	8.02%
Feb 2020	4.8%	3.1%	5.7%	3.7%	4.8%	5.7%	5.8%	5.6%	5.1%	4.9%	4.9%	4.5%	0.4%	4.9%		4.90%
Jan 2020	5.1%	4.0%	6.7%	3.4%	4.6%	6.9%	5.9%	6.7%	5.7%	2.7%	5.3%	4.9%	0.4%	5.3%		5.28%
2019	5.8%	3.9%	5.2%	2.8%	5.1%	5.5%	5.4%	5.4%	3.9%		4.7%	4.3%	0.4%	4.7%		4.7%
Dec 2019	5.2%	4.6%	6.4%	3.8%	5.9%	6.0%	5.9%	7.0%	5.6%		5.5%	5.0%	0.5%	5.5%		5.52%
Nov 2019	5.0%	4.1%	5.1%	3.5%	5.1%	6.2%	5.8%	5.8%	5.0%		5.0%	4.6%	0.4%	5.0%		5.01%
Oct 2019	4.5%	4.5%	6.2%	3.1%	4.4%	6.5%	6.0%	5.6%	4.9%		4.9%	4.5%	0.4%	4.9%		4.92%
Sep 2019	5.1%	3.9%	5.0%	2.8%	4.8%	4.7%	6.0%	4.9%	4.7%		4.7%	4.3%	0.3%	4.7%		4.68%
Aug 2019	6.2%	3.9%	5.3%	2.4%	5.4%	5.5%	5.7%	5.6%	4.1%		4.8%	4.5%	0.2%	4.8%		4.77%
Jul 2019	6.0%	3.1%	5.1%	2.3%	5.3%	5.9%	5.6%	4.5%	3.4%		4.4%	4.2%	0.2%	4.4%		4.41%
Jun 2019	6.2%	3.2%	5.3%	2.6%	5.7%	4.6%	5.2%	4.6%	3.2%		4.4%	4.1%	0.3%	4.4%		4.39%
May 2019	5.3%	3.8%	5.2%	2.4%	5.4%	5.6%	4.4%	4.3%	5.8%		4.5%	4.2%	0.3%	4.5%		4.47%
Apr 2019	5.5%	3.9%	5.0%	2.7%	4.6%	5.5%	5.3%	5.1%	3.9%		4.5%	4.2%	0.4%	4.5%		4.53%
Mar 2019	6.2%	3.6%	4.2%	2.6%	4.7%	5.7%	5.3%	4.5%	4.9%		4.5%	4.2%	0.4%	4.5%		4.54%
Feb 2019	7.1%	3.9%	4.9%	3.0%	5.3%	5.7%	5.4%	6.6%	3.4%		5.0%	4.1%	0.8%	5.0%		4.99%
Jan 2019	7.2%	4.2%	5.0%	2.9%	5.1%	4.6%	4.8%	6.2%	1.8%		4.2%	3.6%	0.6%	4.2%		4.15%

