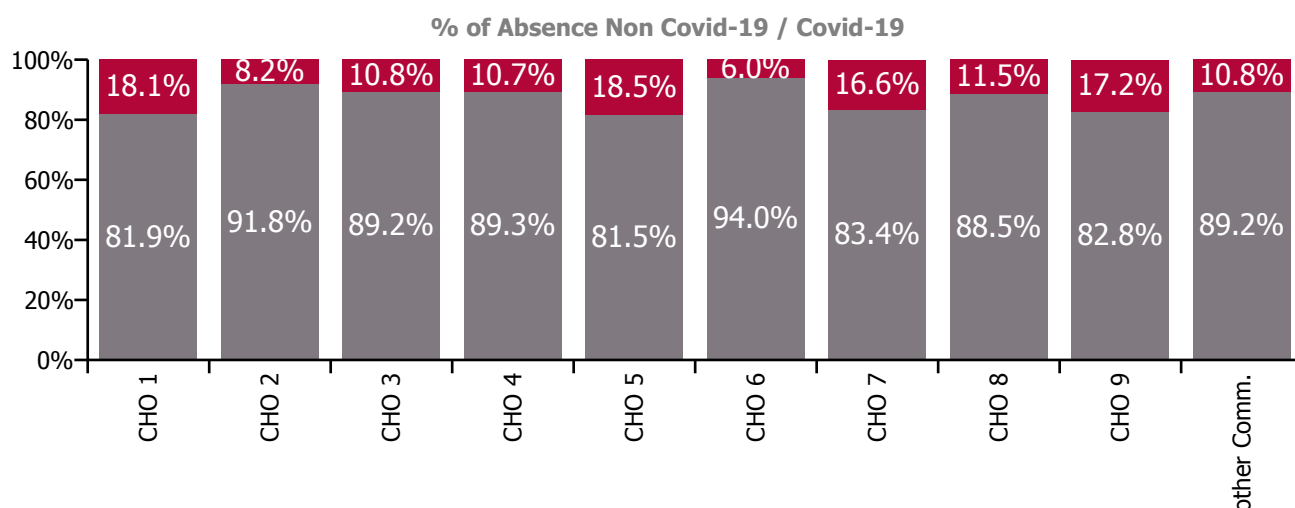
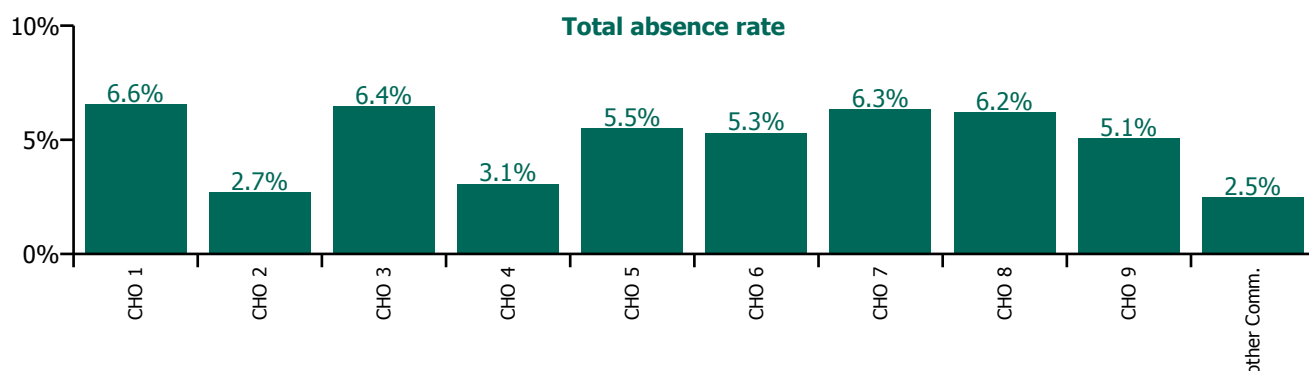


## September 2021

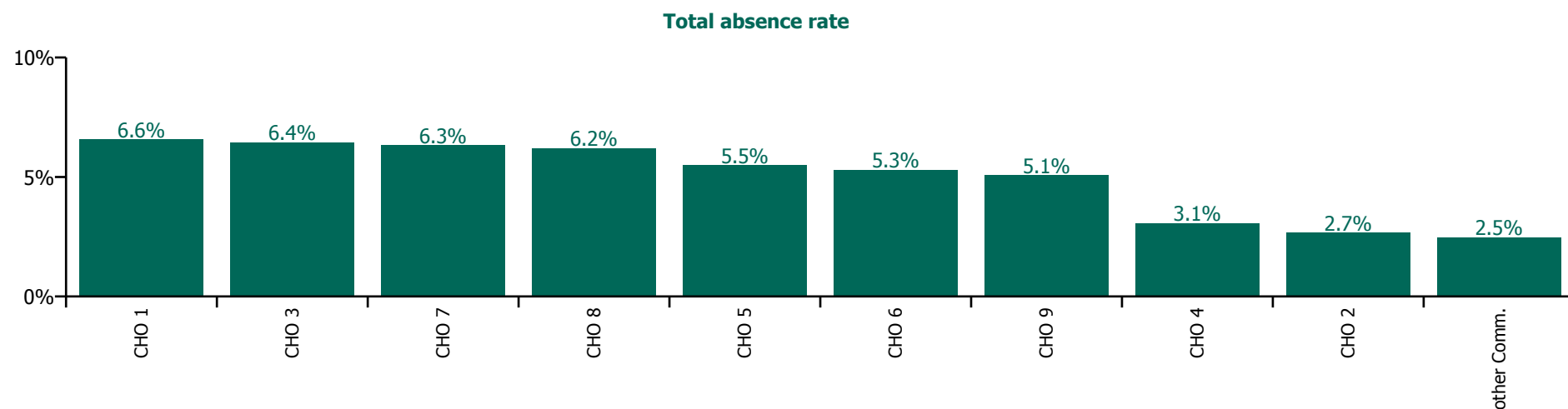
Health Service Absence Rate - by Staff Category: Sep 2021	Certified absence	Self-certified absence	Non Covid-19 absence	Covid-19 absence	Total absence rate	% Non Covid-19 absence	% Covid-19 absence
<b>Primary Care</b>	<b>4.1%</b>	<b>0.3%</b>	<b>4.4%</b>	<b>0.7%</b>	<b>5.2%</b>	<b>86.0%</b>	<b>14.0%</b>
Medical & Dental	3.4%	0.2%	3.6%	0.4%	4.0%	90.0%	10.0%
Nursing & Midwifery	5.0%	0.3%	5.3%	0.9%	6.2%	85.2%	14.8%
Health & Social Care Professionals	3.7%	0.3%	4.0%	0.6%	4.6%	86.9%	13.1%
Management & Administrative	3.4%	0.3%	3.7%	0.5%	4.2%	87.7%	12.3%
General Support	3.6%	0.2%	3.7%	1.0%	4.7%	78.9%	21.1%
Patient & Client Care	5.0%	0.5%	5.5%	1.0%	6.5%	84.4%	15.6%

Health Service Absence Rate - Care Group by CHO: Sep 2021	Certified absence	Self-certified absence	Non Covid-19 absence	Covid-19 absence	Total absence rate	% Non Covid-19 absence	% Covid-19 absence
<b>Primary Care</b>	<b>4.1%</b>	<b>0.3%</b>	<b>4.4%</b>	<b>0.7%</b>	<b>5.2%</b>	<b>86.0%</b>	<b>14.0%</b>
CHO 1	5.1%	0.2%	5.4%	1.2%	6.6%	81.9%	18.1%
CHO 2	2.4%	0.1%	2.5%	0.2%	2.7%	91.8%	8.2%
CHO 3	5.3%	0.4%	5.8%	0.7%	6.4%	89.2%	10.8%
CHO 4	2.5%	0.2%	2.7%	0.3%	3.1%	89.3%	10.7%
CHO 5	4.0%	0.4%	4.5%	1.0%	5.5%	81.5%	18.5%
CHO 6	4.6%	0.4%	5.0%	0.3%	5.3%	94.0%	6.0%
CHO 7	4.9%	0.4%	5.3%	1.1%	6.3%	83.4%	16.6%
CHO 8	5.2%	0.3%	5.5%	0.7%	6.2%	88.5%	11.5%
CHO 9	3.9%	0.3%	4.2%	0.9%	5.1%	82.8%	17.2%
Other Community Services	1.8%	0.4%	2.2%	0.3%	2.5%	89.2%	10.8%

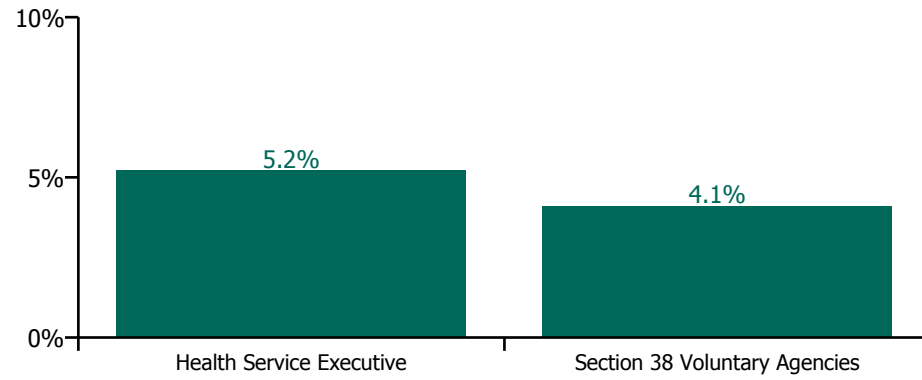


## September 2021

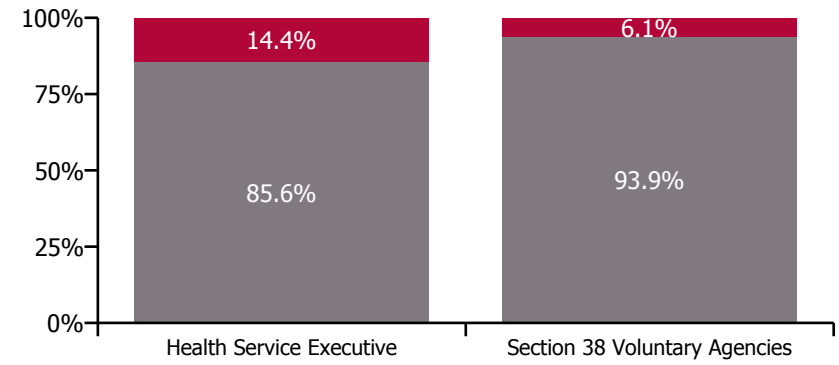
Health Service Absence Rate - by Hospital Group & Staff Category: Sep 2021	Medical & Dental	Nursing & Midwifery	Health & Social Care Professionals	Management & Administrative	General Support	Patient & Client Care	Certified absence	Self-certified absence	Non Covid-19 absence	Covid-19 absence	Total absence rate
<b>Primary Care</b>	<b>4.0%</b>	<b>6.2%</b>	<b>4.6%</b>	<b>4.2%</b>	<b>4.7%</b>	<b>6.5%</b>	<b>4.1%</b>	<b>0.3%</b>	<b>4.4%</b>	<b>0.7%</b>	<b>5.2%</b>
CHO 1	2.8%	8.6%	6.6%	6.0%	7.1%	5.9%	5.1%	0.2%	5.4%	1.2%	6.6%
CHO 2	3.1%	3.6%	2.6%	2.6%	0.9%	1.3%	2.4%	0.1%	2.5%	0.2%	2.7%
CHO 3	9.3%	7.4%	8.7%	4.8%	5.3%	5.1%	5.3%	0.4%	5.8%	0.7%	6.4%
CHO 4	1.8%	2.6%	3.7%	2.4%	0.0%	4.8%	2.5%	0.2%	2.7%	0.3%	3.1%
CHO 5	4.1%	6.1%	5.9%	4.3%	1.0%	7.2%	4.0%	0.4%	4.5%	1.0%	5.5%
CHO 6	5.8%	6.4%	3.8%	5.4%	3.5%	5.2%	4.6%	0.4%	5.0%	0.3%	5.3%
CHO 7	4.1%	7.7%	4.5%	5.3%	7.1%	7.6%	4.9%	0.4%	5.3%	1.1%	6.3%
CHO 8	4.9%	7.8%	4.7%	4.6%	6.2%	9.1%	5.2%	0.3%	5.5%	0.7%	6.2%
CHO 9	4.1%	6.2%	3.8%	3.2%	2.7%	10.0%	3.9%	0.3%	4.2%	0.9%	5.1%
Other Community Services	2.8%	3.1%	4.0%	1.2%	0.0%	5.4%	1.8%	0.4%	2.2%	0.3%	2.5%



**Total absence rate**



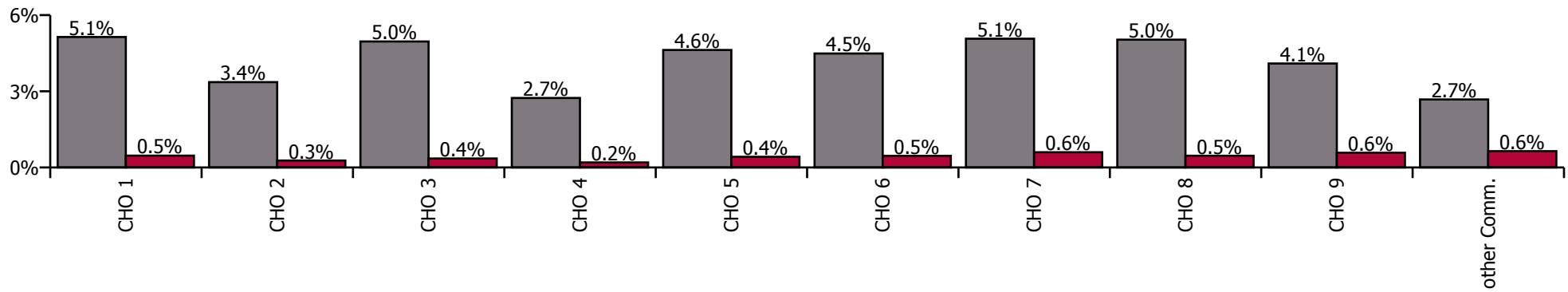
**Non Covid-19 & Covid-19 Absence**



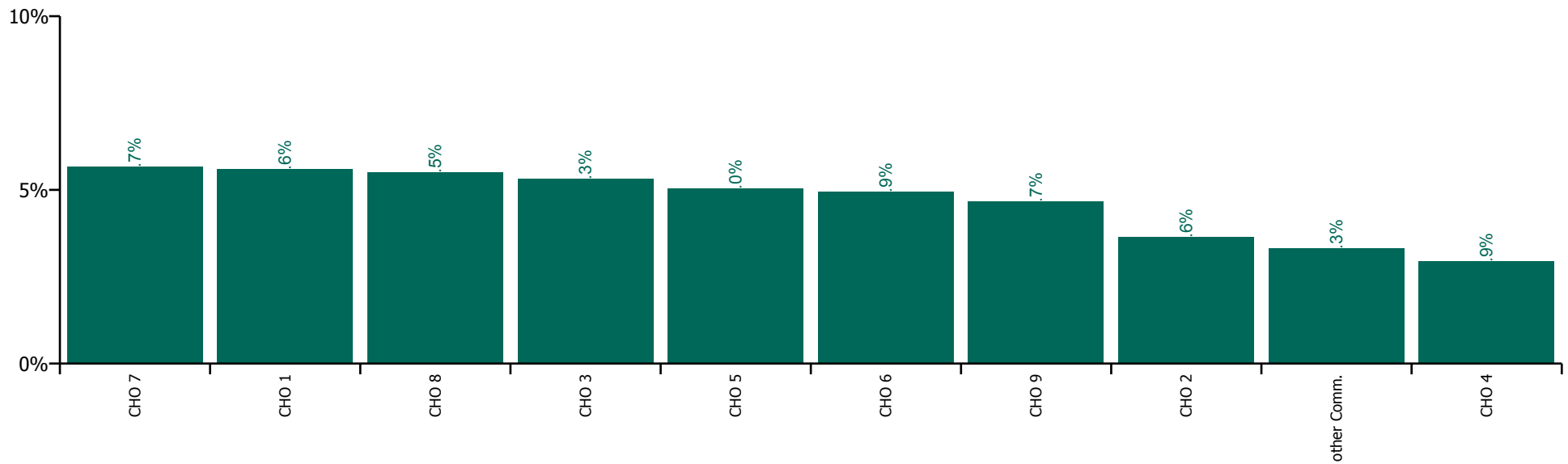
## September 2021

Health Service Absence Rate by Hospital: Sep 2021	Medical & Dental	Nursing & Midwifery	Health & Social Care Professionals	Management & Administrative	General Support	Patient & Client Care	Certified absence	Self-certified absence	Non Covid-19 absence	Covid-19 absence	Total absence rate
<b>Primary Care</b>	<b>3.1%</b>	<b>5.6%</b>	<b>4.0%</b>	<b>4.8%</b>	<b>5.0%</b>	<b>6.1%</b>	<b>4.1%</b>	<b>0.3%</b>	<b>4.4%</b>	<b>0.4%</b>	<b>4.8%</b>
Health Service Executive	2.7%	7.4%	5.0%	5.4%	5.3%	5.2%	4.8%	0.3%	5.1%	0.5%	5.6%
<b>CHO 1</b>	<b>2.7%</b>	<b>7.4%</b>	<b>5.0%</b>	<b>5.4%</b>	<b>5.3%</b>	<b>5.2%</b>	<b>4.8%</b>	<b>0.3%</b>	<b>5.1%</b>	<b>0.5%</b>	<b>5.6%</b>
Health Service Executive	2.6%	4.7%	3.6%	3.6%	1.0%	2.9%	3.2%	0.1%	3.4%	0.3%	3.6%
<b>CHO 2</b>	<b>2.6%</b>	<b>4.7%</b>	<b>3.6%</b>	<b>3.6%</b>	<b>1.0%</b>	<b>2.9%</b>	<b>3.2%</b>	<b>0.1%</b>	<b>3.4%</b>	<b>0.3%</b>	<b>3.6%</b>
Health Service Executive	4.5%	5.7%	4.7%	5.8%	3.7%	5.2%	4.7%	0.3%	5.0%	0.4%	5.3%
<b>CHO 3</b>	<b>4.5%</b>	<b>5.7%</b>	<b>4.7%</b>	<b>5.8%</b>	<b>3.7%</b>	<b>5.2%</b>	<b>4.7%</b>	<b>0.3%</b>	<b>5.0%</b>	<b>0.4%</b>	<b>5.3%</b>
Health Service Executive	2.4%	3.0%	2.5%	3.0%	2.0%	4.2%	2.5%	0.2%	2.7%	0.2%	2.9%
Section 38 Voluntary Agencies	1.1%	3.8%	2.7%	2.0%	4.1%	6.3%	2.7%	0.6%	3.3%	0.2%	3.4%
<b>CHO 4</b>	<b>2.2%</b>	<b>3.1%</b>	<b>2.5%</b>	<b>2.9%</b>	<b>3.5%</b>	<b>4.7%</b>	<b>2.5%</b>	<b>0.3%</b>	<b>2.7%</b>	<b>0.2%</b>	<b>2.9%</b>
Health Service Executive	3.9%	6.1%	4.7%	4.7%	2.5%	5.7%	4.3%	0.3%	4.6%	0.4%	5.0%
<b>CHO 5</b>	<b>3.9%</b>	<b>6.1%</b>	<b>4.7%</b>	<b>4.7%</b>	<b>2.5%</b>	<b>5.7%</b>	<b>4.3%</b>	<b>0.3%</b>	<b>4.6%</b>	<b>0.4%</b>	<b>5.0%</b>
Health Service Executive	4.7%	5.9%	4.1%	4.6%	4.8%	6.1%	4.2%	0.3%	4.6%	0.5%	5.0%
Section 38 Voluntary Agencies	4.4%	16.1%	1.5%	2.9%	6.7%	1.7%	3.5%	0.4%	3.9%	0.5%	4.3%
<b>CHO 6</b>	<b>4.7%</b>	<b>6.3%</b>	<b>4.1%</b>	<b>4.3%</b>	<b>5.7%</b>	<b>4.7%</b>	<b>4.1%</b>	<b>0.4%</b>	<b>4.5%</b>	<b>0.5%</b>	<b>4.9%</b>
Health Service Executive	4.1%	5.9%	4.3%	6.2%	9.7%	8.3%	4.8%	0.4%	5.2%	0.6%	5.9%
Section 38 Voluntary Agencies	0.9%	4.8%	3.3%	3.7%	6.7%	7.0%	4.3%	0.4%	4.7%	0.5%	5.2%
<b>CHO 7</b>	<b>3.6%</b>	<b>5.5%</b>	<b>4.1%</b>	<b>5.7%</b>	<b>7.7%</b>	<b>7.8%</b>	<b>4.7%</b>	<b>0.4%</b>	<b>5.1%</b>	<b>0.6%</b>	<b>5.7%</b>
Health Service Executive	2.3%	7.3%	4.4%	5.2%	5.9%	6.3%	4.7%	0.3%	5.0%	0.5%	5.5%
<b>CHO 8</b>	<b>2.3%</b>	<b>7.3%</b>	<b>4.4%</b>	<b>5.2%</b>	<b>5.9%</b>	<b>6.3%</b>	<b>4.7%</b>	<b>0.3%</b>	<b>5.0%</b>	<b>0.5%</b>	<b>5.5%</b>
Health Service Executive	3.4%	5.0%	3.5%	5.3%	5.4%	7.9%	3.8%	0.3%	4.1%	0.6%	4.7%
<b>CHO 9</b>	<b>3.4%</b>	<b>5.0%</b>	<b>3.5%</b>	<b>5.3%</b>	<b>5.4%</b>	<b>7.9%</b>	<b>3.8%</b>	<b>0.3%</b>	<b>4.1%</b>	<b>0.6%</b>	<b>4.7%</b>
<b>Other Community Services</b>	<b>3.3%</b>	<b>2.2%</b>	<b>4.7%</b>	<b>1.7%</b>	<b>3.3%</b>	<b>7.9%</b>	<b>2.4%</b>	<b>0.2%</b>	<b>2.7%</b>	<b>0.6%</b>	<b>3.3%</b>

Non Covid-19 / Covid-19 absence rates



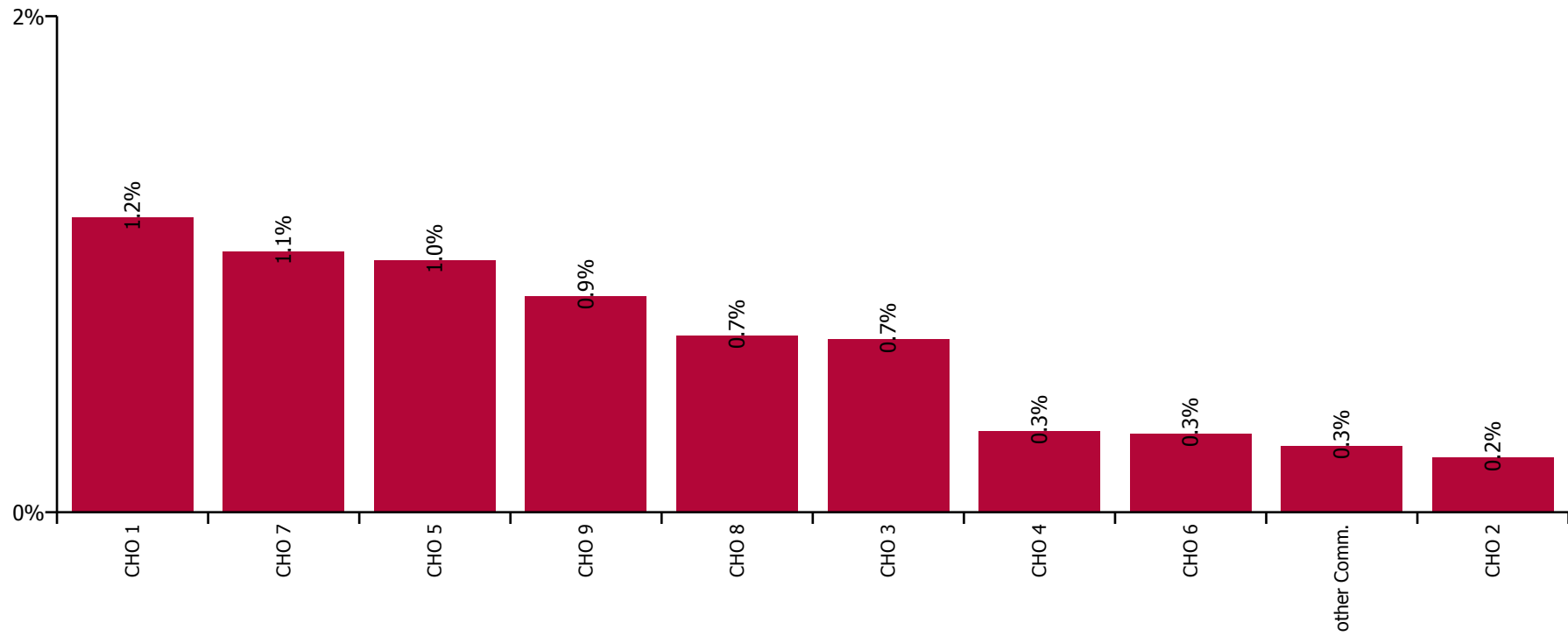
Total absence rate



## September 2021

Health Service Covid-19 Absence Rate - by Staff Category & Hospital: Sep 2021	Medical & Dental	Nursing & Midwifery	Health & Social Care Professionals	Management & Administrative	General Support	Patient & Client Care	Covid-19 absence	Non Covid-19 absence	Total absence rate
<b>Primary Care</b>	<b>0.4%</b>	<b>0.9%</b>	<b>0.6%</b>	<b>4.2%</b>	<b>1.0%</b>	<b>1.0%</b>	<b>0.7%</b>	<b>4.4%</b>	<b>5.2%</b>
Health Service Executive	0.0%	1.2%	1.3%	6.0%	1.6%	1.2%	1.2%	5.4%	6.6%
<b>CHO 1</b>	<b>0.0%</b>	<b>1.2%</b>	<b>1.3%</b>	<b>6.0%</b>	<b>1.6%</b>	<b>1.2%</b>	<b>1.2%</b>	<b>5.4%</b>	<b>6.6%</b>
Health Service Executive	0.0%	0.6%	0.2%	2.6%	0.0%	0.0%	0.2%	2.5%	2.7%
<b>CHO 2</b>	<b>0.0%</b>	<b>0.6%</b>	<b>0.2%</b>	<b>2.6%</b>	<b>0.0%</b>	<b>0.0%</b>	<b>0.2%</b>	<b>2.5%</b>	<b>2.7%</b>
Health Service Executive	1.0%	1.5%	0.7%	4.8%	0.9%	0.1%	0.7%	5.8%	6.4%
<b>CHO 3</b>	<b>1.0%</b>	<b>1.5%</b>	<b>0.7%</b>	<b>4.8%</b>	<b>0.9%</b>	<b>0.1%</b>	<b>0.7%</b>	<b>5.8%</b>	<b>6.4%</b>
Health Service Executive	0.0%	0.3%	0.8%	2.5%	0.0%	0.3%	0.4%	2.8%	3.1%
Section 38 Voluntary Agencies	0.0%	0.0%	0.0%	1.5%	0.0%	0.0%	0.0%	2.2%	2.2%
<b>CHO 4</b>	<b>0.0%</b>	<b>0.3%</b>	<b>0.8%</b>	<b>2.4%</b>	<b>0.0%</b>	<b>0.2%</b>	<b>0.3%</b>	<b>2.7%</b>	<b>3.1%</b>
Health Service Executive	1.1%	0.8%	1.1%	4.3%	0.0%	2.1%	1.0%	4.5%	5.5%
<b>CHO 5</b>	<b>1.1%</b>	<b>0.8%</b>	<b>1.1%</b>	<b>4.3%</b>	<b>0.0%</b>	<b>2.1%</b>	<b>1.0%</b>	<b>4.5%</b>	<b>5.5%</b>
Health Service Executive	0.5%	0.5%	0.1%	6.1%	0.0%	0.8%	0.4%	5.4%	5.7%
Section 38 Voluntary Agencies	0.0%	0.0%	0.0%	0.0%	0.0%	0.0%	0.0%	1.2%	1.2%
<b>CHO 6</b>	<b>0.4%</b>	<b>0.4%</b>	<b>0.1%</b>	<b>5.4%</b>	<b>0.0%</b>	<b>0.6%</b>	<b>0.3%</b>	<b>5.0%</b>	<b>5.3%</b>
Health Service Executive	0.1%	1.8%	0.5%	5.7%	4.8%	1.6%	1.3%	5.5%	6.8%
Section 38 Voluntary Agencies	0.0%	0.3%	0.0%	3.4%	0.7%	0.7%	0.4%	4.7%	5.0%
<b>CHO 7</b>	<b>0.1%</b>	<b>1.3%</b>	<b>0.4%</b>	<b>5.3%</b>	<b>2.2%</b>	<b>1.3%</b>	<b>1.1%</b>	<b>5.3%</b>	<b>6.3%</b>
Health Service Executive	0.3%	1.1%	0.3%	4.6%	0.0%	1.0%	0.7%	5.5%	6.2%
<b>CHO 8</b>	<b>0.3%</b>	<b>1.1%</b>	<b>0.3%</b>	<b>4.6%</b>	<b>0.0%</b>	<b>1.0%</b>	<b>0.7%</b>	<b>5.5%</b>	<b>6.2%</b>
Health Service Executive	1.3%	0.8%	0.7%	3.2%	0.0%	2.3%	0.9%	4.2%	5.1%
<b>CHO 9</b>	<b>1.3%</b>	<b>0.8%</b>	<b>0.7%</b>	<b>3.2%</b>	<b>0.0%</b>	<b>2.3%</b>	<b>0.9%</b>	<b>4.2%</b>	<b>5.1%</b>
<b>Other Community Services</b>	<b>0.0%</b>	<b>3.1%</b>	<b>0.0%</b>	<b>1.2%</b>	<b>0.0%</b>	<b>0.0%</b>	<b>0.3%</b>	<b>2.2%</b>	<b>2.5%</b>

### Covid-19 absence rate



## September 2021

Health Service Absence Rate - by Staff Category: Sep 2021	Certified absence	Self-certified absence	Non Covid-19 absence	Covid-19 absence	Total absence rate	% Non Covid-19 absence	% Covid-19 absence
<b>HSE Primary Care CHO 1</b>	<b>5.1%</b>	<b>0.2%</b>	<b>5.4%</b>	<b>1.2%</b>	<b>6.6%</b>	<b>81.9%</b>	<b>18.1%</b>
Medical & Dental	2.7%	0.1%	2.8%	0.0%	2.8%	100.0%	0.0%
Nursing & Midwifery	7.3%	0.1%	7.4%	1.2%	8.6%	86.5%	13.5%
Health & Social Care Professionals	4.9%	0.4%	5.3%	1.3%	6.6%	80.8%	19.2%
Management & Administrative	4.3%	0.3%	4.7%	1.3%	6.0%	77.5%	22.5%
General Support	5.3%	0.2%	5.5%	1.6%	7.1%	77.5%	22.5%
Patient & Client Care	4.6%	0.1%	4.8%	1.2%	5.9%	80.2%	19.8%

## September 2021

Health Service Absence Rate - by Staff Category: Sep 2021	Certified absence	Self-certified absence	Non Covid-19 absence	Covid-19 absence	Total absence rate	% Non Covid-19 absence	% Covid-19 absence
<b>HSE Primary Care CHO 2</b>	<b>2.4%</b>	<b>0.1%</b>	<b>2.5%</b>	<b>0.2%</b>	<b>2.7%</b>	<b>91.8%</b>	<b>8.2%</b>
Medical & Dental	3.0%	0.1%	3.1%	0.0%	3.1%	100.0%	0.0%
Nursing & Midwifery	3.0%	0.0%	3.0%	0.6%	3.6%	83.5%	16.5%
Health & Social Care Professionals	2.3%	0.1%	2.4%	0.2%	2.6%	92.5%	7.5%
Management & Administrative	2.4%	0.1%	2.5%	0.1%	2.6%	97.6%	2.4%
General Support	0.9%	0.0%	0.9%	0.0%	0.9%	100.0%	0.0%
Patient & Client Care	1.1%	0.1%	1.3%	0.0%	1.3%	100.0%	0.0%

## September 2021

Health Service Absence Rate - by Staff Category: Sep 2021	Certified absence	Self-certified absence	Non Covid-19 absence	Covid-19 absence	Total absence rate	% Non Covid-19 absence	% Covid-19 absence
<b>HSE Primary Care CHO 3</b>	<b>5.3%</b>	<b>0.4%</b>	<b>5.8%</b>	<b>0.7%</b>	<b>6.4%</b>	<b>89.2%</b>	<b>10.8%</b>
Medical & Dental	8.1%	0.2%	8.3%	1.0%	9.3%	89.0%	11.0%
Nursing & Midwifery	5.5%	0.5%	5.9%	1.5%	7.4%	80.3%	19.7%
Health & Social Care Professionals	7.7%	0.3%	8.0%	0.7%	8.7%	91.5%	8.5%
Management & Administrative	4.3%	0.3%	4.6%	0.2%	4.8%	95.0%	5.0%
General Support	4.1%	0.4%	4.4%	0.9%	5.3%	83.6%	16.4%
Patient & Client Care	4.2%	0.7%	4.9%	0.1%	5.1%	97.1%	2.9%

## September 2021

Health Service Absence Rate - by Staff Category: Sep 2021	Certified absence	Self-certified absence	Non Covid-19 absence	Covid-19 absence	Total absence rate	% Non Covid-19 absence	% Covid-19 absence
<b>HSE Primary Care CHO 4</b>	<b>2.5%</b>	<b>0.2%</b>	<b>2.7%</b>	<b>0.3%</b>	<b>3.1%</b>	<b>89.3%</b>	<b>10.7%</b>
Medical & Dental	1.6%	0.1%	1.7%	0.0%	1.8%	98.4%	1.6%
Nursing & Midwifery	2.1%	0.2%	2.2%	0.3%	2.6%	87.2%	12.8%
Health & Social Care Professionals	2.7%	0.3%	3.0%	0.8%	3.7%	79.8%	20.2%
Management & Administrative	2.1%	0.2%	2.3%	0.1%	2.4%	95.1%	4.9%
General Support	0.0%	0.0%	0.0%	0.0%	0.0%		#DIV/0
Patient & Client Care	4.2%	0.4%	4.6%	0.2%	4.8%	95.5%	4.5%



## September 2021

Health Service Absence Rate - by Staff Category: Sep 2021	Certified absence	Self-certified absence	Non Covid-19 absence	Covid-19 absence	Total absence rate	% Non Covid-19 absence	% Covid-19 absence
<b>HSE Primary Care CHO 5</b>	<b>4.0%</b>	<b>0.4%</b>	<b>4.5%</b>	<b>1.0%</b>	<b>5.5%</b>	<b>81.5%</b>	<b>18.5%</b>
Medical & Dental	2.4%	0.6%	3.0%	1.1%	4.1%	73.6%	26.4%
Nursing & Midwifery	5.0%	0.3%	5.3%	0.8%	6.1%	86.7%	13.3%
Health & Social Care Professionals	4.3%	0.5%	4.8%	1.1%	5.9%	81.0%	19.0%
Management & Administrative	3.6%	0.2%	3.8%	0.5%	4.3%	87.8%	12.2%
General Support	1.0%	0.0%	1.0%	0.0%	1.0%	100.0%	0.0%
Patient & Client Care	4.1%	1.0%	5.1%	2.1%	7.2%	70.5%	29.5%

## September 2021

Health Service Absence Rate - by Staff Category: Sep 2021	Certified absence	Self-certified absence	Non Covid-19 absence	Covid-19 absence	Total absence rate	% Non Covid-19 absence	% Covid-19 absence
<b>HSE Primary Care CHO 6</b>	<b>4.6%</b>	<b>0.4%</b>	<b>5.0%</b>	<b>0.3%</b>	<b>5.3%</b>	<b>94.0%</b>	<b>6.0%</b>
Medical & Dental	5.1%	0.3%	5.4%	0.4%	5.8%	93.1%	6.9%
Nursing & Midwifery	5.6%	0.3%	5.9%	0.4%	6.4%	93.0%	7.0%
Health & Social Care Professionals	3.4%	0.3%	3.7%	0.1%	3.8%	97.0%	3.0%
Management & Administrative	4.7%	0.5%	5.2%	0.2%	5.4%	96.3%	3.7%
General Support	3.4%	0.2%	3.5%	0.0%	3.5%	100.0%	0.0%
Patient & Client Care	3.9%	0.7%	4.6%	0.6%	5.2%	88.3%	11.7%

## September 2021

Health Service Absence Rate - by Staff Category: Sep 2021	Certified absence	Self-certified absence	Non Covid-19 absence	Covid-19 absence	Total absence rate	% Non Covid-19 absence	% Covid-19 absence
<b>HSE Primary Care CHO 7</b>	<b>4.9%</b>	<b>0.4%</b>	<b>5.3%</b>	<b>1.1%</b>	<b>6.3%</b>	<b>83.4%</b>	<b>16.6%</b>
Medical & Dental	3.9%	0.1%	4.0%	0.1%	4.1%	98.5%	1.5%
Nursing & Midwifery	6.0%	0.4%	6.4%	1.3%	7.7%	82.9%	17.1%
Health & Social Care Professionals	3.7%	0.4%	4.1%	0.4%	4.5%	90.7%	9.3%
Management & Administrative	3.9%	0.4%	4.3%	1.0%	5.3%	80.6%	19.4%
General Support	4.6%	0.3%	4.9%	2.2%	7.1%	68.8%	31.2%
Patient & Client Care	5.7%	0.6%	6.3%	1.3%	7.6%	82.4%	17.6%

## September 2021

Health Service Absence Rate - by Staff Category: Sep 2021	Certified absence	Self-certified absence	Non Covid-19 absence	Covid-19 absence	Total absence rate	% Non Covid-19 absence	% Covid-19 absence
<b>HSE Primary Care CHO 8</b>	<b>5.2%</b>	<b>0.3%</b>	<b>5.5%</b>	<b>0.7%</b>	<b>6.2%</b>	<b>88.5%</b>	<b>11.5%</b>
Medical & Dental	4.4%	0.2%	4.6%	0.3%	4.9%	93.2%	6.8%
Nursing & Midwifery	6.4%	0.3%	6.6%	1.1%	7.8%	85.6%	14.4%
Health & Social Care Professionals	4.2%	0.2%	4.4%	0.3%	4.7%	92.7%	7.3%
Management & Administrative	3.8%	0.2%	4.0%	0.6%	4.6%	87.1%	12.9%
General Support	6.2%	0.0%	6.2%	0.0%	6.2%	100.0%	0.0%
Patient & Client Care	7.6%	0.5%	8.1%	1.0%	9.1%	88.9%	11.1%

## September 2021

Health Service Absence Rate - by Staff Category: Sep 2021	Certified absence	Self- certified absence	Non Covid-19 absence	Covid-19 absence	Total absence rate	% Non Covid-19 absence	% Covid-19 absence
<b>HSE Primary Care CHO 9</b>	<b>3.9%</b>	<b>0.3%</b>	<b>4.2%</b>	<b>0.9%</b>	<b>5.1%</b>	<b>82.8%</b>	<b>17.2%</b>
Medical & Dental	2.5%	0.2%	2.8%	1.3%	4.1%	67.7%	32.3%
Nursing & Midwifery	5.1%	0.3%	5.3%	0.8%	6.2%	86.6%	13.4%
Health & Social Care Professionals	3.0%	0.2%	3.2%	0.7%	3.8%	82.7%	17.3%
Management & Administrative	2.3%	0.5%	2.8%	0.3%	3.2%	90.3%	9.7%
General Support	2.7%	0.0%	2.7%	0.0%	2.7%	100.0%	0.0%
Patient & Client Care	7.2%	0.5%	7.7%	2.3%	10.0%	76.7%	23.3%

## September 2021

Health Service Absence Rate - by Staff Category: Sep 2021	Certified absence	Self- certified absence	Non Covid-19 absence	Covid-19 absence	Total absence rate	% Non Covid-19 absence	% Covid-19 absence
<b>HSE Primary Care Other Community Services</b>	<b>1.8%</b>	<b>0.4%</b>	<b>2.2%</b>	<b>0.3%</b>	<b>2.5%</b>	<b>89.2%</b>	<b>10.8%</b>
Medical & Dental	2.8%	0.0%	2.8%	0.0%	2.8%	100.0%	0.0%
Nursing & Midwifery	0.0%	0.0%	0.0%	3.1%	3.1%	0.0%	100.0%
Health & Social Care Professionals	3.9%	0.2%	4.0%	0.0%	4.0%	100.0%	0.0%
Management & Administrative	0.6%	0.5%	1.2%	0.0%	1.2%	100.0%	0.0%
General Support	0.0%	0.0%	0.0%	0.0%	0.0%		#DIV/0
Patient & Client Care	4.5%	0.9%	5.4%	0.0%	5.4%	100.0%	0.0%

## September 2021

Cork Dental Hospital absence by Staff Category	Certified absence	Self-certified absence	Non Covid-19 absence	Covid-19 absence	Total absence rate	% Non Covid-19 absence	% Covid-19 absence
<b>Cork Dental Hospital (CHO 4)</b>	<b>2.1%</b>	<b>0.1%</b>	<b>2.2%</b>	<b>0.0%</b>	<b>2.2%</b>	<b>100.0%</b>	<b>0.0%</b>
Medical & Dental	0.0%	0.2%	0.2%	0.0%	0.2%	100.0%	0.0%
Nursing & Midwifery	6.9%	0.0%	6.9%	0.0%	6.9%	100.0%	0.0%
Health & Social Care Professionals	4.8%	0.0%	4.8%	0.0%	4.8%	100.0%	0.0%
Management & Administrative	1.5%	0.0%	1.5%	0.0%	1.5%	100.0%	0.0%
General Support	0.0%	0.0%	0.0%	0.0%	0.0%		
Patient & Client Care	3.5%	0.3%	3.8%	0.0%	3.8%	100.0%	0.0%

## September 2021

Dublin Dental Hospital absence by Staff Category	Certified absence	Self-certified absence	Non Covid-19 absence	Covid-19 absence	Total absence rate	% Non Covid-19 absence	% Covid-19 absence
<b>Dublin Dental Hospital (CHO 6)</b>	<b>1.2%</b>	<b>0.0%</b>	<b>1.2%</b>	<b>0.0%</b>	<b>1.2%</b>	<b>100.0%</b>	<b>0.0%</b>
Medical & Dental	2.1%	0.0%	2.1%	0.0%	2.1%	100.0%	0.0%
Nursing & Midwifery	8.9%	0.0%	8.9%	0.0%	8.9%	100.0%	0.0%
Health & Social Care Professionals	13.9%	0.0%	13.9%	0.0%	13.9%	100.0%	0.0%
Management & Administrative	0.0%	0.0%	0.0%	0.0%	0.0%		#DIV/0
General Support	0.0%	0.0%	0.0%	0.0%	0.0%		
Patient & Client Care	0.0%	0.0%	0.0%	0.0%	0.0%		#DIV/0

## September 2021

Our Lady's Hospice & Care Services absence by Staff Category	Certified absence	Self-certified absence	Non Covid-19 absence	Covid-19 absence	Total absence rate	% Non Covid-19 absence	% Covid-19 absence
<b>Our Lady's Hospice &amp; Care Services (CHO 7)</b>	<b>4.2%</b>	<b>0.5%</b>	<b>4.7%</b>	<b>0.4%</b>	<b>5.0%</b>	<b>93.0%</b>	<b>7.0%</b>
Medical & Dental	0.0%	0.0%	0.0%	0.0%	0.0%		
Nursing & Midwifery	4.6%	0.7%	5.3%	0.3%	5.6%	94.5%	5.5%
Health & Social Care Professionals	3.4%	0.0%	3.4%	0.0%	3.4%	98.8%	1.2%
Management & Administrative	3.2%	0.2%	3.4%	0.0%	3.4%	100.0%	0.0%
General Support	4.0%	0.3%	4.2%	0.7%	4.9%	86.7%	13.3%
Patient & Client Care	5.5%	0.8%	6.3%	0.7%	7.0%	90.5%	9.5%

## Primary Care

Year/ month	Medical & Dental	Nursing & Midwifery	Health & Social Care Professionals	Management & Administrative	General Support	Patient & Client Care	Certified absence	Self-certified absence	Non Covid-19 absence	Covid-19 absence	Total absence rate
<b>2021</b>	<b>3.2%</b>	<b>5.5%</b>	<b>3.7%</b>	<b>3.9%</b>	<b>4.7%</b>	<b>5.8%</b>	<b>3.5%</b>	<b>0.2%</b>	<b>3.7%</b>	<b>0.8%</b>	<b>4.5%</b>
Sep 2021	4.0%	6.2%	4.6%	4.2%	4.7%	6.5%	4.1%	0.3%	4.4%	0.7%	5.2%
Aug 2021	3.6%	5.8%	4.0%	3.8%	3.9%	6.3%	3.9%	0.2%	4.1%	0.6%	4.7%
Jul 2021	2.8%	4.8%	3.7%	3.8%	4.0%	5.9%	3.7%	0.2%	3.9%	0.4%	4.3%
Jun 2021	2.8%	5.1%	3.3%	3.7%	4.3%	4.8%	3.5%	0.2%	3.7%	0.4%	4.1%
May 2021	2.9%	4.5%	2.9%	3.3%	4.0%	5.0%	3.2%	0.2%	3.4%	0.4%	3.8%
Apr 2021	2.8%	4.2%	2.8%	3.3%	3.6%	4.7%	3.0%	0.2%	3.2%	0.4%	3.6%
Mar 2021	3.3%	4.3%	3.2%	3.3%	3.7%	4.4%	3.0%	0.2%	3.2%	0.5%	3.7%
Feb 2021	3.3%	5.8%	3.8%	4.0%	5.1%	5.9%	3.4%	0.3%	3.6%	1.1%	4.7%
Jan 2021	3.4%	8.5%	5.3%	6.1%	8.9%	8.5%	3.8%	0.1%	3.9%	2.9%	6.8%
<b>2020</b>	<b>3.5%</b>	<b>6.3%</b>	<b>4.6%</b>	<b>5.0%</b>	<b>5.3%</b>	<b>7.0%</b>	<b>4.2%</b>	<b>0.2%</b>	<b>4.4%</b>	<b>1.0%</b>	<b>5.4%</b>
Dec 2020	3.1%	5.7%	4.5%	4.1%	5.3%	5.7%	3.7%	0.2%	3.9%	1.0%	4.8%
Nov 2020	3.4%	5.7%	3.5%	4.0%	4.8%	5.6%	3.7%	0.2%	3.9%	0.7%	4.5%
Oct 2020	3.8%	6.6%	4.0%	5.0%	5.2%	7.6%	4.0%	0.2%	4.2%	1.1%	5.4%
Sep 2020	3.2%	6.0%	4.5%	4.7%	5.2%	7.6%	4.2%	0.2%	4.4%	0.8%	5.2%
Aug 2020	3.2%	5.5%	4.2%	4.4%	4.4%	7.8%	4.3%	0.2%	4.5%	0.4%	4.9%
Jul 2020	2.6%	5.3%	4.1%	3.7%	4.1%	6.3%	3.9%	0.2%	4.1%	0.3%	4.4%
Jun 2020	2.6%	5.2%	3.3%	3.8%	5.0%	5.5%	3.6%	0.1%	3.8%	0.5%	4.2%
May 2020	2.5%	6.6%	3.8%	4.5%	4.8%	5.7%	3.7%	0.1%	3.8%	1.1%	4.9%
Apr 2020	5.2%	10.1%	7.0%	7.0%	5.8%	9.7%	4.6%	0.1%	4.7%	3.3%	7.9%
Mar 2020	6.0%	8.9%	7.6%	7.2%	7.7%	9.9%	5.1%	0.3%	5.4%	2.7%	8.0%
Feb 2020	3.3%	5.1%	4.1%	5.3%	5.8%	6.5%	4.5%	0.4%	4.9%		4.9%
Jan 2020	3.5%	5.1%	4.6%	6.1%	5.1%	7.0%	4.9%	0.4%	5.3%		5.3%
<b>2019</b>	<b>2.8%</b>	<b>5.5%</b>	<b>3.7%</b>	<b>5.0%</b>	<b>5.2%</b>	<b>6.3%</b>	<b>4.3%</b>	<b>0.4%</b>	<b>4.7%</b>		<b>4.7%</b>
Dec 2019	3.6%	5.8%	4.4%	6.2%	5.0%	7.8%	5.0%	0.5%	5.5%		5.5%
Nov 2019	2.8%	5.4%	3.8%	5.8%	5.0%	6.8%	4.6%	0.4%	5.0%		5.0%
Oct 2019	2.6%	5.6%	3.7%	5.5%	5.0%	6.7%	4.5%	0.4%	4.9%		4.9%
Sep 2019	2.2%	5.0%	3.6%	5.0%	7.6%	6.5%	4.3%	0.3%	4.7%		4.7%
Aug 2019	2.9%	5.8%	3.7%	4.8%	5.4%	5.7%	4.5%	0.2%	4.8%		4.8%
Jul 2019	2.9%	5.0%	3.5%	4.4%	5.0%	6.2%	4.2%	0.2%	4.4%		4.4%
Jun 2019	3.2%	5.2%	3.7%	3.9%	4.9%	5.9%	4.1%	0.3%	4.4%		4.4%
May 2019	2.6%	5.5%	3.5%	4.4%	4.6%	5.9%	4.2%	0.3%	4.5%		4.5%

Apr 2019	2.8%	4.7%	3.6%	4.7%	5.4%	6.8%	4.2%	0.4%	4.5%		4.5%
Mar 2019	2.7%	4.9%	3.6%	4.9%	4.7%	6.2%	4.2%	0.4%	4.5%		4.5%
Feb 2019	2.7%	6.9%	3.4%	4.6%	5.7%	6.1%	4.1%	0.8%	5.0%		5.0%
Jan 2019	2.5%	5.8%	3.8%	5.6%	4.6%	5.5%	3.6%	0.6%	4.2%		4.2%
<b>2018</b>	<b>2.9%</b>	<b>5.2%</b>	<b>3.9%</b>	<b>5.1%</b>	<b>4.7%</b>	<b>5.4%</b>	<b>4.3%</b>	<b>0.3%</b>	<b>4.6%</b>		<b>4.6%</b>

Primary Care

Year/ month	CHO 1	CHO 2	CHO 3	CHO 4	CHO 5	CHO 6	CHO 7	CHO 8	CHO 9	other Comm.	Community Services absence rate	Certified absence	Self-certified absence	Non Covid-19 absence	Covid-19 absence	Total absence rate
2021	5.3%	2.6%	4.8%	2.7%	5.5%	4.1%	5.5%	5.2%	4.8%	2.7%	4.5%	3.5%	0.2%	3.7%	0.8%	4.5%
Sep 2021	6.6%	2.7%	6.4%	3.1%	5.5%	5.3%	6.3%	6.2%	5.1%	2.5%	5.2%	4.1%	0.3%	4.4%	0.7%	5.15%
Aug 2021	5.7%	2.5%	5.6%	2.5%	5.4%	4.6%	5.6%	5.2%	5.6%	1.3%	4.7%	3.9%	0.2%	4.1%	0.6%	4.70%
Jul 2021	4.7%	2.1%	5.1%	2.4%	4.8%	3.8%	5.4%	5.2%	5.4%	2.2%	4.3%	3.7%	0.2%	3.9%	0.4%	4.28%
Jun 2021	5.1%	2.2%	4.8%	2.7%	5.5%	3.6%	4.6%	4.3%	4.2%	2.2%	4.1%	3.5%	0.2%	3.7%	0.4%	4.09%
May 2021	4.3%	1.8%	4.5%	2.3%	4.9%	3.2%	4.7%	4.0%	3.4%	2.4%	3.8%	3.2%	0.2%	3.4%	0.4%	3.77%
Apr 2021	4.4%	2.1%	3.8%	1.7%	4.6%	3.2%	4.4%	4.3%	3.6%	1.9%	3.6%	3.0%	0.2%	3.2%	0.4%	3.62%
Mar 2021	4.3%	2.3%	3.1%	2.3%	5.0%	2.9%	4.5%	4.1%	4.0%	2.7%	3.7%	3.0%	0.2%	3.2%	0.5%	3.71%
Feb 2021	4.8%	3.3%	4.1%	3.5%	5.7%	3.9%	5.9%	5.6%	4.7%	3.0%	4.7%	3.4%	0.3%	3.6%	1.1%	4.71%
Jan 2021	7.9%	5.1%	6.2%	3.6%	7.6%	6.3%	8.0%	8.4%	6.8%	6.7%	6.8%	3.8%	0.1%	3.9%	2.9%	6.81%
2020	5.6%	4.2%	5.6%	3.1%	5.2%	5.5%	7.1%	6.0%	5.3%	3.8%	5.4%	4.2%	0.2%	4.4%	1.0%	5.4%
Dec 2020	5.1%	3.9%	5.1%	2.1%	5.1%	3.9%	6.8%	5.5%	5.2%	4.1%	4.8%	3.7%	0.2%	3.9%	1.0%	4.82%
Nov 2020	4.7%	3.9%	4.3%	2.8%	4.7%	3.9%	6.1%	4.6%	4.5%	4.2%	4.5%	3.7%	0.2%	3.9%	0.7%	4.53%
Oct 2020	6.4%	4.7%	4.1%	2.7%	5.4%	4.7%	7.5%	6.1%	4.7%	6.5%	5.4%	4.0%	0.2%	4.2%	1.1%	5.36%
Sep 2020	6.0%	3.5%	4.5%	3.0%	4.8%	4.7%	7.6%	5.7%	4.9%	3.3%	5.2%	4.2%	0.2%	4.4%	0.8%	5.21%
Aug 2020	5.1%	3.8%	5.5%	2.6%	5.1%	4.2%	6.9%	5.4%	4.9%	2.6%	4.9%	4.3%	0.2%	4.5%	0.4%	4.90%
Jul 2020	4.5%	3.3%	4.3%	2.3%	5.4%	4.7%	6.5%	4.8%	4.2%	1.8%	4.4%	3.9%	0.2%	4.1%	0.3%	4.42%
Jun 2020	4.5%	3.0%	4.1%	2.6%	4.3%	3.8%	6.1%	4.8%	3.7%	2.0%	4.2%	3.6%	0.1%	3.8%	0.5%	4.22%
May 2020	5.1%	3.5%	5.1%	3.3%	4.6%	5.6%	6.1%	5.5%	4.8%	1.5%	4.9%	3.7%	0.1%	3.8%	1.1%	4.88%
Apr 2020	7.7%	6.7%	8.2%	5.5%	7.5%	8.3%	9.6%	8.9%	8.3%	4.8%	7.9%	4.6%	0.1%	4.7%	3.3%	7.92%
Mar 2020	8.5%	6.8%	9.3%	3.4%	6.6%	11.3%	9.9%	8.5%	9.2%	7.5%	8.0%	5.1%	0.3%	5.4%	2.7%	8.02%
Feb 2020	4.8%	3.1%	5.7%	3.7%	4.8%	5.7%	5.8%	5.6%	5.1%	4.9%	4.9%	4.5%	0.4%	4.9%		4.90%
Jan 2020	5.1%	4.0%	6.7%	3.4%	4.6%	6.9%	5.9%	6.7%	5.7%	2.7%	5.3%	4.9%	0.4%	5.3%		5.28%
2019	5.8%	3.9%	5.2%	2.8%	5.1%	5.5%	5.4%	5.4%	3.9%		4.7%	4.3%	0.4%	4.7%		4.7%
Dec 2019	5.2%	4.6%	6.4%	3.8%	5.9%	6.0%	5.9%	7.0%	5.6%		5.5%	5.0%	0.5%	5.5%		5.52%
Nov 2019	5.0%	4.1%	5.1%	3.5%	5.1%	6.2%	5.8%	5.8%	5.0%		5.0%	4.6%	0.4%	5.0%		5.01%
Oct 2019	4.5%	4.5%	6.2%	3.1%	4.4%	6.5%	6.0%	5.6%	4.9%		4.9%	4.5%	0.4%	4.9%		4.92%
Sep 2019	5.1%	3.9%	5.0%	2.8%	4.8%	4.7%	6.0%	4.9%	4.7%		4.7%	4.3%	0.3%	4.7%		4.68%
Aug 2019	6.2%	3.9%	5.3%	2.4%	5.4%	5.5%	5.7%	5.6%	4.1%		4.8%	4.5%	0.2%	4.8%		4.77%
Jul 2019	6.0%	3.1%	5.1%	2.3%	5.3%	5.9%	5.6%	4.5%	3.4%		4.4%	4.2%	0.2%	4.4%		4.41%
Jun 2019	6.2%	3.2%	5.3%	2.6%	5.7%	4.6%	5.2%	4.6%	3.2%		4.4%	4.1%	0.3%	4.4%		4.39%
May 2019	5.3%	3.8%	5.2%	2.4%	5.4%	5.6%	4.4%	4.3%	5.8%		4.5%	4.2%	0.3%	4.5%		4.47%
Apr 2019	5.5%	3.9%	5.0%	2.7%	4.6%	5.5%	5.3%	5.1%	3.9%		4.5%	4.2%	0.4%	4.5%		4.53%
Mar 2019	6.2%	3.6%	4.2%	2.6%	4.7%	5.7%	5.3%	4.5%	4.9%		4.5%	4.2%	0.4%	4.5%		4.54%
Feb 2019	7.1%	3.9%	4.9%	3.0%	5.3%	5.7%	5.4%	6.6%	3.4%		5.0%	4.1%	0.8%	5.0%		4.99%
Jan 2019	7.2%	4.2%	5.0%	2.9%	5.1%	4.6%	4.8%	6.2%	1.8%		4.2%	3.6%	0.6%	4.2%		4.15%

