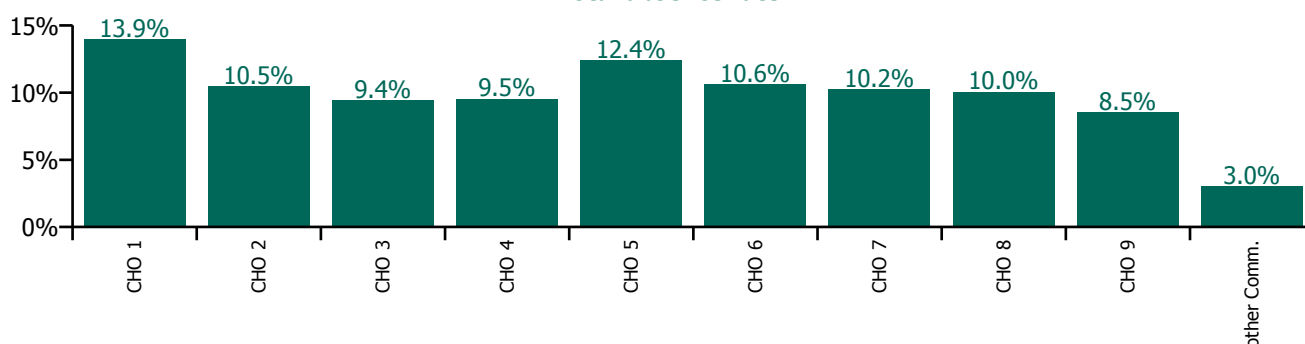


January 2021

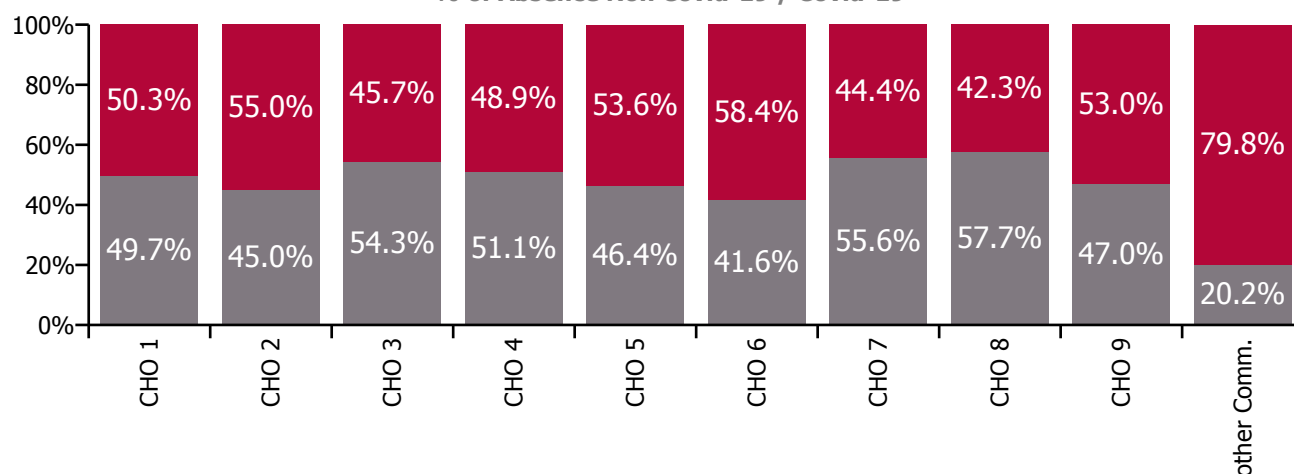
Health Service Absence Rate - by Staff Category: Jan 2021	Certified absence	Self-certified absence	Non Covid-19 absence	Covid-19 absence	Total absence rate	% Non Covid-19 absence	% Covid-19 absence
Social Care	4.9%	0.4%	5.2%	5.2%	10.4%	50.3%	49.7%
Medical & Dental	1.3%	0.0%	1.3%	1.3%	2.6%	49.4%	50.6%
Nursing & Midwifery	5.1%	0.4%	5.5%	6.2%	11.7%	47.2%	52.8%
Health & Social Care Professionals	3.7%	0.2%	3.9%	3.9%	7.8%	50.3%	49.7%
Management & Administrative	2.6%	0.2%	2.8%	1.7%	4.5%	62.0%	38.0%
General Support	5.1%	0.4%	5.5%	4.8%	10.3%	53.5%	46.5%
Patient & Client Care	5.5%	0.4%	5.9%	5.7%	11.6%	51.0%	49.0%

Health Service Absence Rate - Care Group by CHO: Jan 2021	Certified absence	Self-certified absence	Non Covid-19 absence	Covid-19 absence	Total absence rate	% Non Covid-19 absence	% Covid-19 absence
Social Care	4.9%	0.4%	5.2%	5.2%	10.4%	50.3%	49.7%
CHO 1	6.6%	0.3%	6.9%	7.0%	13.9%	49.7%	50.3%
CHO 2	4.5%	0.2%	4.7%	5.8%	10.5%	45.0%	55.0%
CHO 3	4.9%	0.2%	5.1%	4.3%	9.4%	54.3%	45.7%
CHO 4	4.3%	0.6%	4.9%	4.7%	9.5%	51.1%	48.9%
CHO 5	5.5%	0.3%	5.8%	6.6%	12.4%	46.4%	53.6%
CHO 6	4.1%	0.3%	4.4%	6.2%	10.6%	41.6%	58.4%
CHO 7	5.0%	0.7%	5.7%	4.6%	10.2%	55.6%	44.4%
CHO 8	5.5%	0.2%	5.8%	4.2%	10.0%	57.7%	42.3%
CHO 9	3.8%	0.2%	4.0%	4.5%	8.5%	47.0%	53.0%
Other Community Services	0.6%	0.0%	0.6%	2.4%	3.0%	20.2%	79.8%

Total absence rate

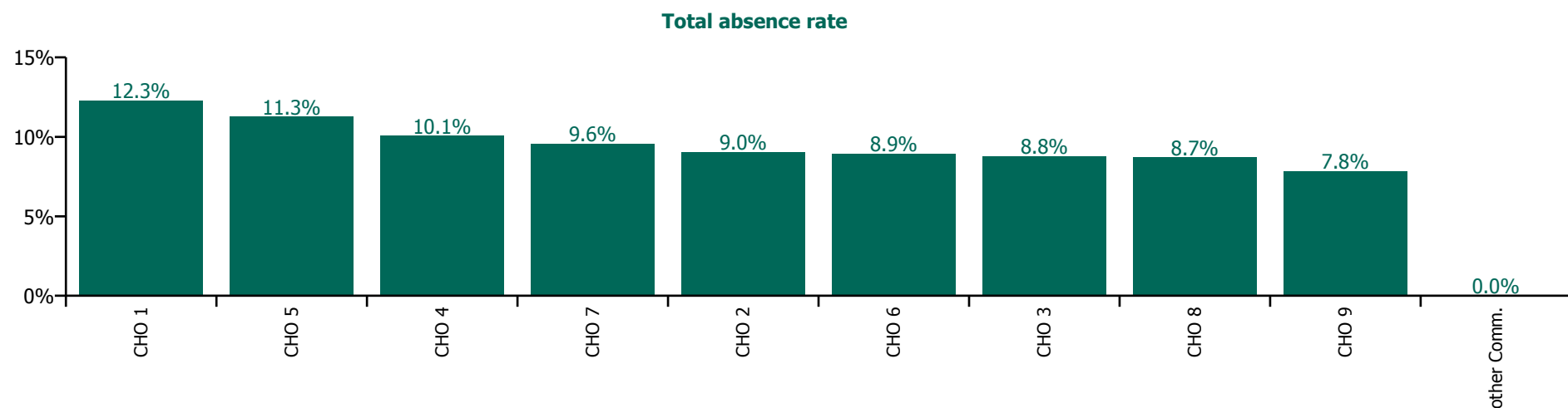


% of Absence Non Covid-19 / Covid-19

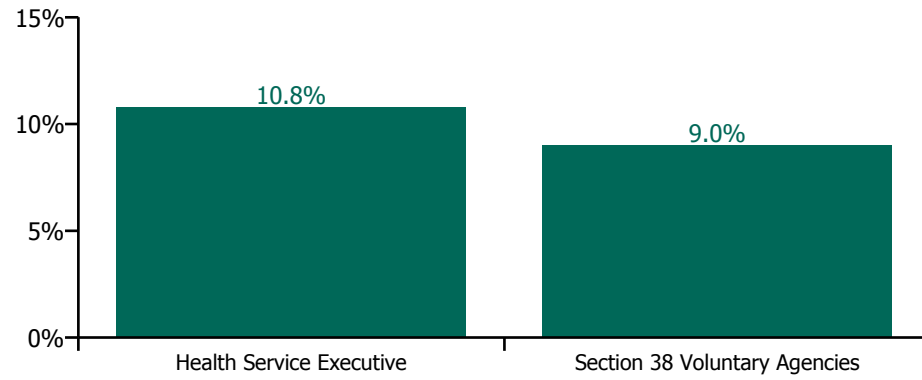


January 2021

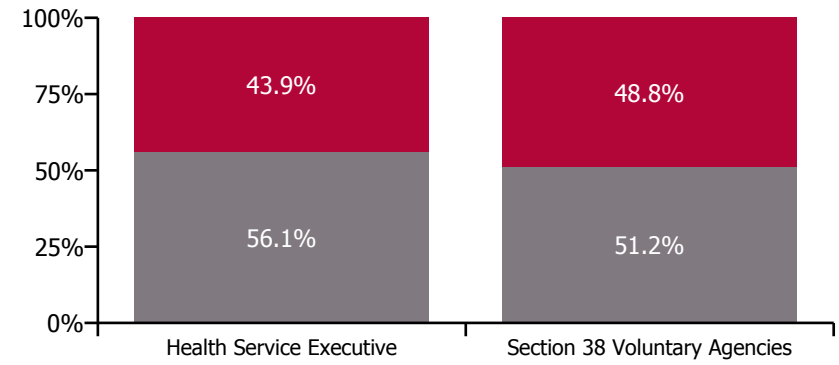
Health Service Absence Rate - by Hospital Group & Staff Category: Jan 2021	Medical & Dental	Nursing & Midwifery	Health & Social Care Professionals	Management & Administrative	General Support	Patient & Client Care	Certified absence	Self-certified absence	Non Covid-19 absence	Covid-19 absence	Total absence rate
Social Care	0.9%	10.5%	8.1%	3.5%	9.5%	10.5%	4.6%	0.3%	4.9%	4.5%	9.4%
CHO 1	0.0%	13.2%	5.9%	8.0%	3.5%	13.5%	6.4%	0.3%	6.7%	5.6%	12.3%
CHO 2	0.0%	10.4%	7.6%	2.6%	13.4%	9.8%	4.5%	0.2%	4.7%	4.3%	9.0%
CHO 3	0.0%	10.4%	9.9%	2.0%	8.6%	8.4%	4.1%	0.1%	4.2%	4.6%	8.8%
CHO 4	0.0%	10.8%	8.4%	4.6%	5.6%	11.4%	4.5%	0.8%	5.3%	4.8%	10.1%
CHO 5	0.0%	13.8%	10.1%	6.3%	21.5%	11.3%	5.1%	0.3%	5.3%	6.0%	11.3%
CHO 6	0.0%	9.1%	9.5%	2.2%	14.8%	10.0%	3.8%	0.2%	4.1%	4.9%	8.9%
CHO 7	1.4%	10.4%	7.5%	3.3%	10.4%	10.9%	4.9%	0.7%	5.6%	4.0%	9.6%
CHO 8	0.0%	9.9%	6.6%	4.6%	7.1%	10.0%	5.0%	0.2%	5.2%	3.5%	8.7%
CHO 9	0.9%	8.2%	7.7%	1.3%	11.1%	8.9%	3.6%	0.1%	3.7%	4.1%	7.8%
Other Community Services				0.0%			0.0%	0.0%	0.0%	0.0%	0.0%



Total absence rate



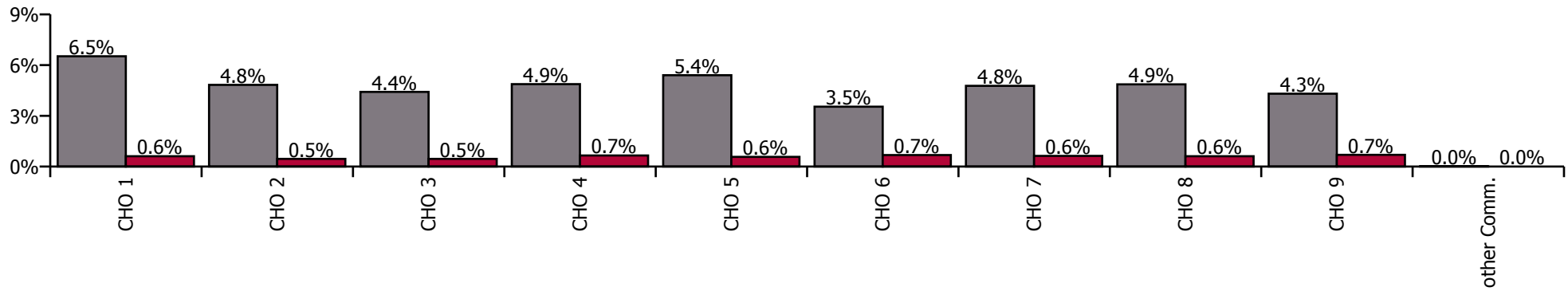
Non Covid-19 & Covid-19 Absence



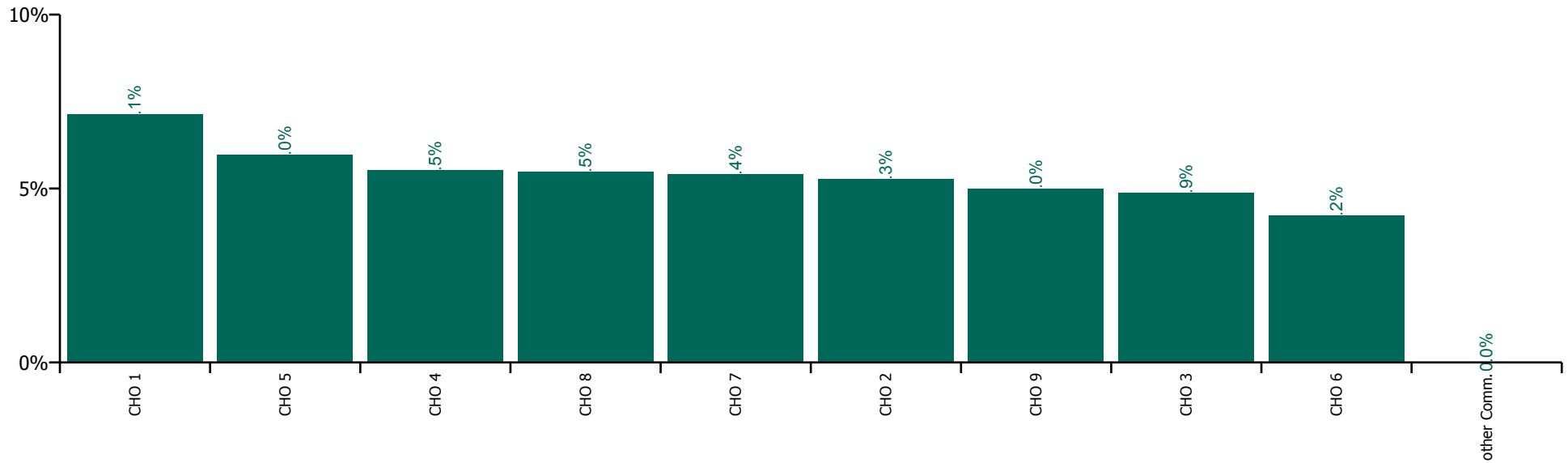
January 2021

Health Service Absence Rate by Hospital: Jan 2021	Medical & Dental	Nursing & Midwifery	Health & Social Care Professionals	Management & Administrative	General Support	Patient & Client Care	Certified absence	Self-certified absence	Non Covid-19 absence	Covid-19 absence	Total absence rate
Social Care	2.2%	6.1%	4.6%	3.2%	5.3%	5.8%	4.4%	0.4%	4.8%	0.6%	5.4%
Health Service Executive	0.3%	8.6%	3.5%	2.6%	4.5%	7.4%	6.2%	0.3%	6.5%	0.6%	7.1%
CHO 1	0.3%	8.6%	3.5%	2.6%	4.5%	7.4%	6.2%	0.3%	6.5%	0.6%	7.1%
Health Service Executive	1.9%	8.4%	4.7%	1.4%	1.1%	5.2%	4.5%	0.3%	4.8%	0.6%	5.4%
Section 38 Voluntary Agencies	2.7%	5.6%	5.0%	3.0%	4.5%	5.6%	4.5%	0.3%	4.8%	0.4%	5.3%
CHO 2	2.5%	6.1%	4.9%	2.7%	4.2%	5.6%	4.5%	0.3%	4.8%	0.5%	5.3%
Health Service Executive			3.5%	4.3%	23.4%	5.3%	4.3%	0.3%	4.6%	0.4%	5.0%
Section 38 Voluntary Agencies	1.9%	5.7%	4.5%	2.7%	4.7%	4.8%	4.1%	0.3%	4.4%	0.5%	4.9%
CHO 3	1.9%	5.7%	4.4%	3.1%	5.6%	4.8%	4.1%	0.3%	4.4%	0.5%	4.9%
Health Service Executive	8.1%	5.1%	4.0%	1.7%	4.2%	4.9%	3.3%	0.5%	3.9%	0.5%	4.4%
Section 38 Voluntary Agencies	0.0%	6.6%	4.6%	3.2%	5.3%	5.9%	4.3%	0.6%	5.0%	0.7%	5.6%
CHO 4	7.9%	6.5%	4.5%	2.9%	5.2%	5.8%	4.2%	0.6%	4.9%	0.7%	5.5%
Health Service Executive	0.0%	7.8%	5.8%	6.1%	5.7%	8.5%	6.0%	0.5%	6.5%	0.7%	7.2%
Section 38 Voluntary Agencies	20.3%	6.8%	5.8%	4.4%	6.8%	5.6%	4.6%	0.6%	5.2%	0.5%	5.7%
CHO 5	16.2%	7.1%	5.8%	4.8%	6.7%	5.8%	4.8%	0.6%	5.4%	0.6%	6.0%
Health Service Executive	0.0%	7.2%	5.1%	3.7%	3.2%	9.1%	3.8%	0.4%	4.2%	2.8%	7.0%
Section 38 Voluntary Agencies	0.0%	4.3%	4.3%	2.4%	5.0%	4.3%	3.0%	0.5%	3.5%	0.6%	4.1%
CHO 6	0.0%	4.5%	4.3%	2.5%	4.9%	4.6%	3.1%	0.5%	3.5%	0.7%	4.2%
Health Service Executive		0.0%	5.1%	5.4%		5.5%	4.4%	0.3%	4.8%	0.4%	5.2%
Section 38 Voluntary Agencies	1.4%	5.8%	4.3%	3.1%	5.3%	6.1%	4.3%	0.4%	4.8%	0.6%	5.4%
CHO 7	1.4%	5.8%	4.3%	3.2%	5.3%	6.1%	4.3%	0.4%	4.8%	0.6%	5.4%
Health Service Executive	0.2%	10.2%	6.3%	5.3%	11.0%	11.0%	7.7%	0.5%	8.2%	1.1%	9.3%
Section 38 Voluntary Agencies	0.3%	4.4%	4.7%	3.0%	5.3%	4.7%	3.8%	0.3%	4.1%	0.5%	4.6%
CHO 8	0.2%	5.7%	4.9%	3.8%	5.7%	5.9%	4.5%	0.4%	4.9%	0.6%	5.5%
Health Service Executive	0.9%	8.6%	4.2%	3.4%	11.4%	8.1%	6.3%	0.4%	6.7%	1.1%	7.7%
Section 38 Voluntary Agencies	2.5%	4.7%	4.5%	3.3%	5.5%	5.4%	3.8%	0.3%	4.1%	0.7%	4.7%
CHO 9	2.3%	5.4%	4.5%	3.3%	5.6%	5.7%	4.0%	0.3%	4.3%	0.7%	5.0%
Other Community Services				0.0%			0.0%	0.0%	0.0%	0.0%	0.0%

Non Covid-19 / Covid-19 absence rates

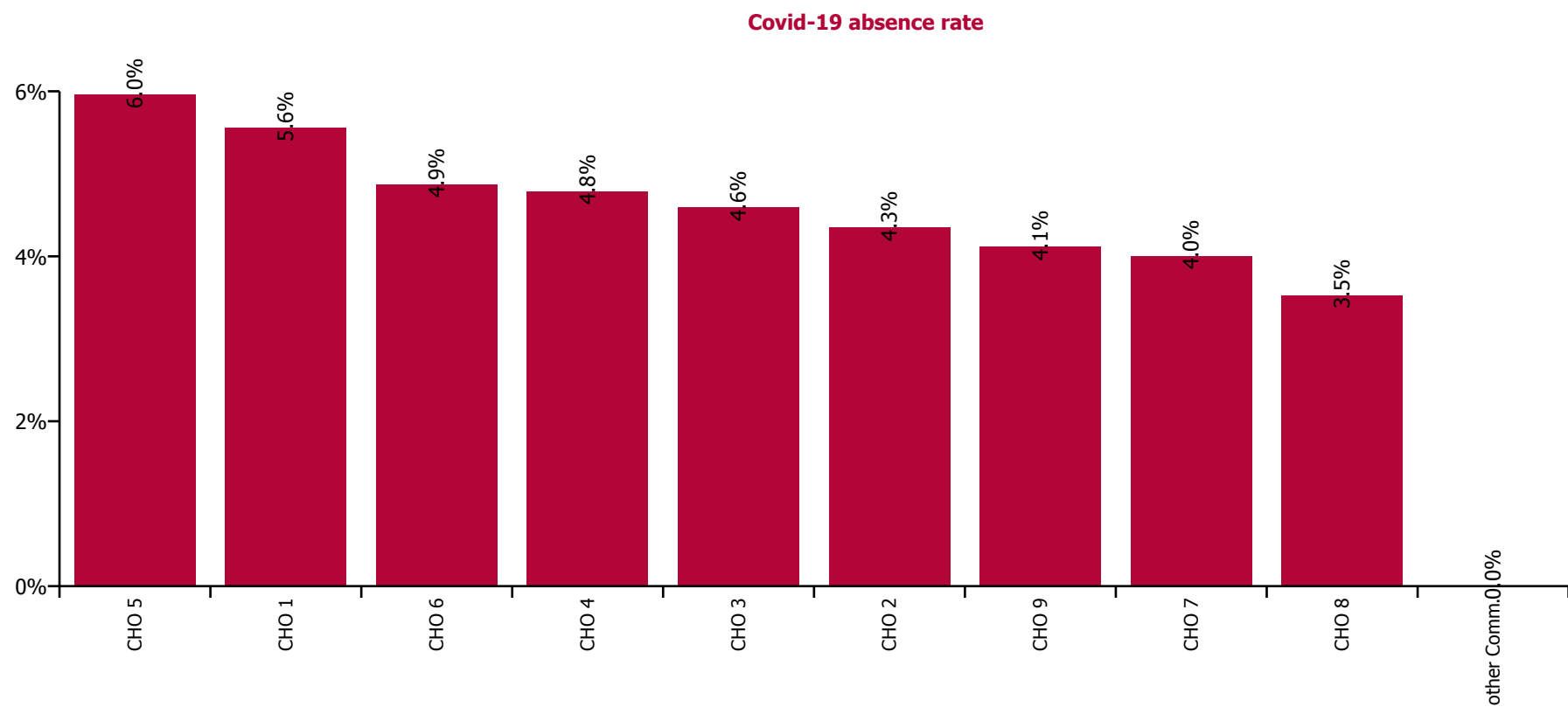


Total absence rate



January 2021

Health Service Covid-19 Absence Rate - by Staff Category & Hospital: Jan 2021	Medical & Dental	Nursing & Midwifery	Health & Social Care Professionals	Management & Administrative	General Support	Patient & Client Care	Covid-19 absence	Non Covid-19 absence	Total absence rate
Social Care	0.7%	5.1%	4.0%	3.5%	4.0%	4.9%	4.5%	4.9%	9.4%
Health Service Executive	0.0%	6.4%	2.2%	8.0%	1.9%	5.8%	5.6%	6.7%	12.3%
CHO 1	0.0%	6.4%	2.2%	8.0%	1.9%	5.8%	5.6%	6.7%	12.3%
Health Service Executive	0.0%	2.4%	1.9%	0.2%	0.0%	3.3%	2.3%	6.6%	8.9%
Section 38 Voluntary Agencies	0.0%	5.4%	4.3%	3.3%	3.3%	5.2%	4.7%	4.4%	9.1%
CHO 2	0.0%	4.7%	4.0%	2.6%	2.9%	5.0%	4.3%	4.7%	9.0%
Health Service Executive			1.4%	2.8%	0.0%	5.0%	2.5%	4.5%	7.0%
Section 38 Voluntary Agencies	0.0%	6.0%	4.2%	1.6%	5.6%	4.6%	4.7%	4.2%	8.9%
CHO 3	0.0%	6.0%	3.9%	2.0%	4.9%	4.6%	4.6%	4.2%	8.8%
Health Service Executive	0.0%	2.7%	0.5%	5.3%	0.9%	2.1%	1.8%	4.4%	6.2%
Section 38 Voluntary Agencies		6.1%	4.9%	4.4%	2.1%	5.5%	5.1%	5.4%	10.5%
CHO 4	0.0%	5.8%	4.4%	4.6%	2.0%	5.2%	4.8%	5.3%	10.1%
Health Service Executive	0.0%	12.9%	4.1%	6.3%	0.0%	10.3%	8.4%	6.4%	14.9%
Section 38 Voluntary Agencies	0.0%	6.1%	5.4%	6.2%	2.8%	5.2%	5.2%	5.0%	10.1%
CHO 5	0.0%	8.9%	4.9%	6.3%	2.4%	5.9%	6.0%	5.3%	11.3%
Health Service Executive	0.0%	3.7%	3.3%	4.3%	0.0%	4.4%	3.5%	3.2%	6.7%
Section 38 Voluntary Agencies	0.0%	5.9%	5.9%	1.5%	5.8%	5.5%	5.2%	4.3%	9.5%
CHO 6	0.0%	5.1%	5.7%	2.2%	5.4%	5.2%	4.9%	4.1%	8.9%
Health Service Executive		0.0%	0.5%	3.5%		0.0%	0.8%	4.4%	5.2%
Section 38 Voluntary Agencies	1.4%	3.9%	4.0%	3.2%	4.1%	4.5%	4.1%	5.6%	9.7%
CHO 7	1.4%	3.8%	3.7%	3.3%	4.1%	4.5%	4.0%	5.6%	9.6%
Health Service Executive	0.0%	2.1%	1.7%	8.6%	10.2%	5.8%	3.7%	7.3%	10.9%
Section 38 Voluntary Agencies	0.0%	4.4%	2.7%	1.6%	0.4%	4.1%	3.5%	4.6%	8.1%
CHO 8	0.0%	3.8%	2.5%	4.6%	1.5%	4.4%	3.5%	5.2%	8.7%
Health Service Executive	0.0%	5.3%	1.0%	4.1%	9.7%	6.4%	5.2%	5.2%	10.4%
Section 38 Voluntary Agencies	0.0%	3.7%	4.5%	1.0%	6.6%	3.9%	3.9%	3.5%	7.4%
CHO 9	0.0%	4.2%	4.4%	1.3%	6.8%	4.3%	4.1%	3.7%	7.8%
Other Community Services				0.0%			0.0%	0.0%	0.0%



January 2021

Health Service Absence Rate - by Staff Category: Jan 2021	Certified absence	Self-certified absence	Non Covid-19 absence	Covid-19 absence	Total absence rate	% Non Covid-19 absence	% Covid-19 absence
HSE Social Care CHO 1	6.6%	0.3%	6.9%	7.0%	13.9%	49.7%	50.3%
Medical & Dental	0.0%	0.0%	0.0%	0.0%	0.0%		
Nursing & Midwifery	6.1%	0.4%	6.5%	7.9%	14.4%	45.4%	54.6%
Health & Social Care Professionals	3.3%	0.3%	3.6%	2.3%	5.9%	60.4%	39.6%
Management & Administrative	5.1%	0.1%	5.2%	2.7%	7.9%	65.4%	34.6%
General Support	6.1%	0.2%	6.3%	4.0%	10.3%	61.3%	38.7%
Patient & Client Care	7.6%	0.3%	7.8%	7.9%	15.7%	49.9%	50.1%

January 2021

Health Service Absence Rate - by Staff Category: Jan 2021	Certified absence	Self-certified absence	Non Covid-19 absence	Covid-19 absence	Total absence rate	% Non Covid-19 absence	% Covid-19 absence
HSE Social Care CHO 2	4.5%	0.2%	4.7%	5.8%	10.5%	45.0%	55.0%
Medical & Dental	0.0%	0.0%	0.0%	0.0%	0.0%		
Nursing & Midwifery	4.7%	0.2%	5.0%	7.3%	12.2%	40.5%	59.5%
Health & Social Care Professionals	3.3%	0.1%	3.4%	3.8%	7.2%	47.3%	52.7%
Management & Administrative	1.8%	0.1%	1.9%	2.6%	4.4%	42.3%	57.7%
General Support	6.9%	0.3%	7.2%	4.2%	11.3%	63.3%	36.7%
Patient & Client Care	4.9%	0.2%	5.1%	6.2%	11.3%	45.2%	54.8%

January 2021

Health Service Absence Rate - by Staff Category: Jan 2021	Certified absence	Self-certified absence	Non Covid-19 absence	Covid-19 absence	Total absence rate	% Non Covid-19 absence	% Covid-19 absence
HSE Social Care CHO 3	4.9%	0.2%	5.1%	4.3%	9.4%	54.3%	45.7%
Medical & Dental	0.0%	0.0%	0.0%	0.0%	0.0%		
Nursing & Midwifery	6.1%	0.3%	6.4%	4.7%	11.1%	57.9%	42.1%
Health & Social Care Professionals	5.8%	0.2%	5.9%	3.7%	9.6%	61.8%	38.2%
Management & Administrative	1.7%	0.0%	1.7%	2.5%	4.1%	40.3%	59.7%
General Support	5.7%	0.2%	6.0%	4.7%	10.7%	55.7%	44.3%
Patient & Client Care	4.4%	0.2%	4.6%	4.5%	9.1%	50.1%	49.9%

January 2021

Health Service Absence Rate - by Staff Category: Jan 2021	Certified absence	Self-certified absence	Non Covid-19 absence	Covid-19 absence	Total absence rate	% Non Covid-19 absence	% Covid-19 absence
HSE Social Care CHO 4	4.3%	0.6%	4.9%	4.7%	9.5%	51.1%	48.9%
Medical & Dental	0.0%	0.0%	0.0%	0.2%	0.2%	0.0%	100.0%
Nursing & Midwifery	4.5%	0.4%	5.0%	6.0%	10.9%	45.4%	54.6%
Health & Social Care Professionals	3.0%	0.6%	3.6%	4.2%	7.8%	46.3%	53.7%
Management & Administrative	2.7%	0.5%	3.2%	1.4%	4.5%	70.0%	30.0%
General Support	3.5%	0.1%	3.6%	2.5%	6.0%	59.1%	40.9%
Patient & Client Care	4.7%	0.8%	5.5%	4.9%	10.4%	53.0%	47.0%

January 2021

Health Service Absence Rate - by Staff Category: Jan 2021	Certified absence	Self- certified absence	Non Covid-19 absence	Covid-19 absence	Total absence rate	% Non Covid-19 absence	% Covid-19 absence
HSE Social Care CHO 5	5.5%	0.3%	5.8%	6.6%	12.4%	46.4%	53.6%
Medical & Dental	0.0%	0.0%	0.0%	0.0%	0.0%		
Nursing & Midwifery	5.9%	0.2%	6.0%	8.7%	14.8%	40.9%	59.1%
Health & Social Care Professionals	4.5%	0.3%	4.7%	4.3%	9.0%	52.6%	47.4%
Management & Administrative	3.8%	0.1%	4.0%	2.6%	6.5%	60.6%	39.4%
General Support	6.4%	0.2%	6.6%	6.5%	13.0%	50.4%	49.6%
Patient & Client Care	5.7%	0.4%	6.1%	6.7%	12.8%	47.5%	52.5%

January 2021

Health Service Absence Rate - by Staff Category: Jan 2021	Certified absence	Self- certified absence	Non Covid-19 absence	Covid-19 absence	Total absence rate	% Non Covid-19 absence	% Covid-19 absence
HSE Social Care CHO 6	4.1%	0.3%	4.4%	6.2%	10.6%	41.6%	58.4%
Medical & Dental	11.2%	0.0%	11.2%	0.0%	11.2%	100.0%	0.0%
Nursing & Midwifery	3.3%	0.3%	3.5%	8.3%	11.8%	29.9%	70.1%
Health & Social Care Professionals	3.8%	0.2%	4.1%	5.3%	9.4%	43.4%	56.6%
Management & Administrative	2.7%	0.2%	2.9%	1.1%	3.9%	73.2%	26.8%
General Support	4.8%	0.3%	5.1%	8.0%	13.1%	38.9%	61.1%
Patient & Client Care	5.1%	0.3%	5.4%	6.6%	12.0%	44.9%	55.1%

January 2021

Health Service Absence Rate - by Staff Category: Jan 2021	Certified absence	Self- certified absence	Non Covid-19 absence	Covid-19 absence	Total absence rate	% Non Covid-19 absence	% Covid-19 absence
HSE Social Care CHO 7	5.0%	0.7%	5.7%	4.6%	10.2%	55.6%	44.4%
Medical & Dental	0.0%	0.0%	0.0%	1.5%	1.5%	0.0%	100.0%
Nursing & Midwifery	5.3%	0.9%	6.2%	4.9%	11.0%	55.9%	44.1%
Health & Social Care Professionals	3.3%	0.3%	3.7%	3.7%	7.4%	49.8%	50.2%
Management & Administrative	2.3%	0.1%	2.4%	1.8%	4.2%	57.4%	42.6%
General Support	5.3%	1.1%	6.3%	4.8%	11.2%	56.8%	43.2%
Patient & Client Care	5.9%	0.7%	6.6%	5.1%	11.6%	56.4%	43.6%

January 2021

Health Service Absence Rate - by Staff Category: Jan 2021	Certified absence	Self- certified absence	Non Covid-19 absence	Covid-19 absence	Total absence rate	% Non Covid-19 absence	% Covid-19 absence
HSE Social Care CHO 8	5.5%	0.2%	5.8%	4.2%	10.0%	57.7%	42.3%
Medical & Dental	0.0%	0.0%	0.0%	0.0%	0.0%		
Nursing & Midwifery	6.1%	0.3%	6.3%	4.7%	11.0%	57.6%	42.4%
Health & Social Care Professionals	4.0%	0.1%	4.2%	2.5%	6.7%	62.2%	37.8%
Management & Administrative	3.4%	0.2%	3.6%	1.5%	5.1%	71.4%	28.6%
General Support	3.7%	0.2%	3.9%	2.6%	6.5%	60.6%	39.4%
Patient & Client Care	6.3%	0.3%	6.6%	5.2%	11.8%	55.7%	44.3%

January 2021

Health Service Absence Rate - by Staff Category: Jan 2021	Certified absence	Self-certified absence	Non Covid-19 absence	Covid-19 absence	Total absence rate	% Non Covid-19 absence	% Covid-19 absence
HSE Social Care CHO 9	3.8%	0.2%	4.0%	4.5%	8.5%	47.0%	53.0%
Medical & Dental	3.8%	0.0%	3.8%	4.8%	8.6%	44.3%	55.7%
Nursing & Midwifery	3.9%	0.3%	4.2%	5.0%	9.2%	45.8%	54.2%
Health & Social Care Professionals	3.2%	0.1%	3.3%	4.2%	7.6%	44.1%	55.9%
Management & Administrative	1.4%	0.2%	1.6%	0.5%	2.1%	74.6%	25.4%
General Support	4.9%	0.4%	5.3%	6.2%	11.5%	46.0%	54.0%
Patient & Client Care	4.5%	0.3%	4.8%	5.1%	9.9%	48.9%	51.1%

January 2021

Health Service Absence Rate - by Staff Category: Jan 2021	Certified absence	Self- certified absence	Non Covid-19 absence	Covid-19 absence	Total absence rate	% Non Covid-19 absence	% Covid-19 absence
HSE Social Care Other Community Services	0.6%	0.0%	0.6%	2.4%	3.0%	20.2%	79.8%
Medical & Dental							
Nursing & Midwifery							
Health & Social Care Professionals							
Management & Administrative	0.6%	0.0%	0.6%	2.4%	3.0%	20.2%	79.8%
General Support							
Patient & Client Care	0.0%	0.0%	0.0%	0.0%	0.0%		#DIV/0

January 2021

Bros. of Charity, Clare absence by Staff Category	Certified absence	Self-certified absence	Non Covid-19 absence	Covid-19 absence	Total absence rate	% Non Covid-19 absence	% Covid-19 absence
Bros. of Charity, Clare (CHO 3)	3.5%	0.2%	3.6%	4.7%	8.4%	43.4%	56.6%
Medical & Dental	0.0%	0.0%	0.0%	0.0%	0.0%		
Nursing & Midwifery	34.5%	0.0%	34.5%	0.0%	34.5%	100.0%	0.0%
Health & Social Care Professionals	7.1%	0.3%	7.4%	4.1%	11.5%	64.2%	35.8%
Management & Administrative	2.4%	0.0%	2.4%	0.0%	2.4%	100.0%	0.0%
General Support							
Patient & Client Care	2.0%	0.2%	2.1%	5.2%	7.3%	29.1%	70.9%

January 2021

Bros. of Charity, Limerick absence by Staff Category	Certified absence	Self-certified absence	Non Covid-19 absence	Covid-19 absence	Total absence rate	% Non Covid-19 absence	% Covid-19 absence
Bros. of Charity, Limerick (CHO 3)	4.5%	0.1%	4.6%	6.9%	11.5%	40.0%	60.0%
Medical & Dental	0.0%	0.0%	0.0%	0.0%	0.0%		
Nursing & Midwifery	5.6%	0.0%	5.6%	8.7%	14.4%	39.4%	60.6%
Health & Social Care Professionals	5.3%	0.2%	5.5%	3.6%	9.2%	60.2%	39.8%
Management & Administrative	1.4%	0.0%	1.4%	0.4%	1.8%	76.5%	23.5%
General Support	0.0%	0.0%	0.0%	8.6%	8.6%	0.0%	100.0%
Patient & Client Care	4.0%	0.1%	4.1%	7.8%	12.0%	34.4%	65.6%

January 2021

Bros. of Charity, Southern absence by Staff Category	Certified absence	Self-certified absence	Non Covid-19 absence	Covid-19 absence	Total absence rate	% Non Covid-19 absence	% Covid-19 absence
Bros. of Charity, Southern (CHO 4)	4.1%	0.2%	4.3%	5.1%	9.4%	45.5%	54.5%
Medical & Dental							
Nursing & Midwifery	7.1%	0.1%	7.2%	7.5%	14.7%	49.0%	51.0%
Health & Social Care Professionals	3.3%	0.1%	3.4%	6.0%	9.4%	36.1%	63.9%
Management & Administrative	0.0%	0.2%	0.2%	1.7%	1.9%	10.0%	90.0%
General Support	0.0%	0.0%	0.0%	0.0%	0.0%		
Patient & Client Care	4.6%	0.2%	4.8%	4.9%	9.7%	49.7%	50.3%

January 2021

Bros. of Charity, Waterford absence by Staff Category	Certified absence	Self-certified absence	Non Covid-19 absence	Covid-19 absence	Total absence rate	% Non Covid-19 absence	% Covid-19 absence
Bros. of Charity, Waterford (CHO 5)	3.8%	0.3%	4.1%	5.6%	9.6%	42.1%	57.9%
Medical & Dental	0.0%	0.0%	0.0%	0.0%	0.0%		
Nursing & Midwifery	0.9%	0.2%	1.1%	6.5%	7.6%	14.4%	85.6%
Health & Social Care Professionals	5.6%	0.4%	6.0%	5.6%	11.6%	51.7%	48.3%
Management & Administrative	2.6%	0.4%	3.0%	2.9%	5.9%	50.5%	49.5%
General Support	0.0%	0.9%	0.9%	7.7%	8.6%	10.0%	90.0%
Patient & Client Care	4.1%	0.3%	4.4%	5.6%	10.0%	43.7%	56.3%

January 2021

Bros. of Charity, West Region absence by Staff Category	Certified absence	Self-certified absence	Non Covid-19 absence	Covid-19 absence	Total absence rate	% Non Covid-19 absence	% Covid-19 absence
Bros. of Charity, West Region (CHO 2)	4.2%	0.2%	4.4%	4.7%	9.1%	48.3%	51.7%
Medical & Dental	0.0%	0.0%	0.0%	0.0%	0.0%		
Nursing & Midwifery	4.6%	0.2%	4.8%	5.4%	10.2%	47.2%	52.8%
Health & Social Care Professionals	3.3%	0.1%	3.4%	4.3%	7.7%	44.6%	55.4%
Management & Administrative	2.6%	0.1%	2.6%	0.7%	3.3%	78.2%	21.8%
General Support	9.3%	0.5%	9.8%	3.3%	13.1%	74.6%	25.4%
Patient & Client Care	4.3%	0.2%	4.5%	5.2%	9.7%	46.3%	53.7%

January 2021

Carriglea Cairde Services absence by Staff Category	Certified absence	Self-certified absence	Non Covid-19 absence	Covid-19 absence	Total absence rate	% Non Covid-19 absence	% Covid-19 absence
Carriglea Cairde Services (CHO 5)	2.2%	0.0%	2.3%	2.9%	5.1%	44.0%	56.0%
Medical & Dental							
Nursing & Midwifery	4.1%	0.0%	4.1%	2.5%	6.7%	61.8%	38.2%
Health & Social Care Professionals	3.5%	0.0%	3.5%	2.9%	6.5%	54.4%	45.6%
Management & Administrative	0.0%	0.0%	0.0%	0.0%	0.0%		#DIV/0
General Support	4.6%	0.0%	4.6%	0.0%	4.6%	100.0%	0.0%
Patient & Client Care	1.2%	0.1%	1.3%	3.3%	4.6%	28.0%	72.0%

January 2021

Central Remedial Clinic absence by Staff Category	Certified absence	Self-certified absence	Non Covid-19 absence	Covid-19 absence	Total absence rate	% Non Covid-19 absence	% Covid-19 absence
Central Remedial Clinic (CHO 9)	0.9%	0.1%	1.0%	2.2%	3.1%	31.1%	68.9%
Medical & Dental	0.0%	0.0%	0.0%	0.0%	0.0%		
Nursing & Midwifery	0.0%	0.2%	0.2%	5.2%	5.4%	4.2%	95.8%
Health & Social Care Professionals	0.5%	0.1%	0.6%	2.2%	2.9%	22.1%	77.9%
Management & Administrative	0.1%	0.2%	0.3%	0.0%	0.3%	100.0%	0.0%
General Support	0.0%	0.0%	0.0%	0.0%	0.0%		
Patient & Client Care	2.1%	0.0%	2.1%	3.2%	5.3%	39.6%	60.4%

January 2021

Cheeverstown House absence by Staff Category	Certified absence	Self-certified absence	Non Covid-19 absence	Covid-19 absence	Total absence rate	% Non Covid-19 absence	% Covid-19 absence
Cheeverstown House (CHO 7)	7.1%	0.4%	7.5%	3.5%	11.0%	68.1%	31.9%
Medical & Dental	0.0%	0.0%	0.0%	0.0%	0.0%		
Nursing & Midwifery	8.0%	0.5%	8.5%	1.4%	9.9%	85.7%	14.3%
Health & Social Care Professionals	1.9%	0.0%	1.9%	1.3%	3.2%	60.0%	40.0%
Management & Administrative	0.3%	0.0%	0.3%	1.9%	2.2%	14.2%	85.8%
General Support	10.1%	0.2%	10.2%	4.7%	15.0%	68.3%	31.7%
Patient & Client Care	9.3%	0.6%	9.9%	7.1%	17.0%	58.1%	41.9%

January 2021

Children's Sunshine Home absence by Staff Category	Certified absence	Self-certified absence	Non Covid-19 absence	Covid-19 absence	Total absence rate	% Non Covid-19 absence	% Covid-19 absence
Children's Sunshine Home (CHO 6)	7.3%	0.4%	7.7%	0.9%	8.5%	90.0%	10.0%
Medical & Dental							
Nursing & Midwifery	7.5%	0.0%	7.5%	0.8%	8.3%	90.6%	9.4%
Health & Social Care Professionals	0.0%	0.0%	0.0%	0.0%	0.0%		#DIV/0
Management & Administrative	0.0%	0.0%	0.0%	0.0%	0.0%		#DIV/0
General Support	33.2%	0.0%	33.2%	0.0%	33.2%	100.0%	0.0%
Patient & Client Care	6.2%	1.1%	7.3%	1.5%	8.8%	82.9%	17.1%

January 2021

Cope Foundation absence by Staff Category	Certified absence	Self-certified absence	Non Covid-19 absence	Covid-19 absence	Total absence rate	% Non Covid-19 absence	% Covid-19 absence
Cope Foundation (CHO 4)	4.4%	1.5%	5.9%	4.6%	10.6%	56.0%	44.0%
Medical & Dental							
Nursing & Midwifery	3.6%	0.7%	4.4%	5.8%	10.2%	42.9%	57.1%
Health & Social Care Professionals	2.4%	2.3%	4.8%	1.2%	5.9%	80.5%	19.5%
Management & Administrative	3.0%	2.0%	5.0%	1.9%	6.9%	72.6%	27.4%
General Support	0.7%	0.1%	0.8%	0.9%	1.7%	47.5%	52.5%
Patient & Client Care	5.6%	1.7%	7.4%	5.4%	12.8%	57.6%	42.4%

January 2021

Daughters of Charity, Dublin absence by Staff Category	Certified absence	Self-certified absence	Non Covid-19 absence	Covid-19 absence	Total absence rate	% Non Covid-19 absence	% Covid-19 absence
Daughters of Charity, Dublin (CHO 9)	3.2%	0.2%	3.5%	3.8%	7.3%	47.7%	52.3%
Medical & Dental							
Nursing & Midwifery	3.2%	0.2%	3.5%	3.7%	7.2%	47.9%	52.1%
Health & Social Care Professionals	3.1%	0.1%	3.2%	6.2%	9.4%	34.2%	65.8%
Management & Administrative	0.3%	0.7%	1.0%	0.7%	1.7%	59.5%	40.5%
General Support	2.5%	0.3%	2.8%	4.2%	7.0%	40.2%	59.8%
Patient & Client Care	4.0%	0.2%	4.2%	2.9%	7.1%	59.2%	40.8%

January 2021

Daughters of Charity, Limerick absence by Staff Category	Certified absence	Self-certified absence	Non Covid-19 absence	Covid-19 absence	Total absence rate	% Non Covid-19 absence	% Covid-19 absence
Daughters of Charity, Limerick (CHO 3)	3.2%	0.1%	3.3%	4.3%	7.6%	43.6%	56.4%
Medical & Dental							
Nursing & Midwifery	2.7%	0.1%	2.8%	4.9%	7.8%	36.7%	63.3%
Health & Social Care Professionals	3.8%	0.1%	3.9%	6.5%	10.4%	37.7%	62.3%
Management & Administrative	1.1%	0.0%	1.1%	0.0%	1.1%	100.0%	0.0%
General Support	1.8%	0.2%	2.0%	5.1%	7.1%	28.7%	71.3%
Patient & Client Care	4.3%	0.1%	4.4%	2.8%	7.2%	60.8%	39.2%

January 2021

Daughters of Charity, Roscrea absence by Staff Category	Certified absence	Self-certified absence	Non Covid-19 absence	Covid-19 absence	Total absence rate	% Non Covid-19 absence	% Covid-19 absence
Daughters of Charity, Roscrea (CHO 3)	5.6%	0.1%	5.7%	0.7%	6.4%	88.9%	11.1%
Medical & Dental							
Nursing & Midwifery	7.1%	0.0%	7.1%	3.2%	10.3%	69.3%	30.7%
Health & Social Care Professionals	15.9%	0.0%	15.9%	0.5%	16.4%	97.1%	2.9%
Management & Administrative							
General Support							
Patient & Client Care	3.8%	0.2%	3.9%	0.3%	4.3%	92.2%	7.8%

January 2021

Incorporated Orthopaedic Hospital absence by Staff Category	Certified absence	Self-certified absence	Non Covid-19 absence	Covid-19 absence	Total absence rate	% Non Covid-19 absence	% Covid-19 absence
Incorporated Orthopaedic Hospital (CHO 9)	4.5%	0.3%	4.8%	4.1%	9.0%	53.9%	46.1%
Medical & Dental	0.0%	0.0%	0.0%	20.2%	20.2%	0.0%	100.0%
Nursing & Midwifery	3.6%	0.2%	3.8%	3.4%	7.2%	52.7%	47.3%
Health & Social Care Professionals	5.0%	0.0%	5.0%	4.3%	9.2%	53.8%	46.2%
Management & Administrative	8.7%	0.0%	8.7%	0.0%	8.7%	100.0%	0.0%
General Support	10.0%	0.7%	10.7%	0.0%	10.7%	100.0%	0.0%
Patient & Client Care	1.2%	0.5%	1.7%	7.4%	9.1%	18.6%	81.4%

January 2021

Kare, Newbridge, Co Kildare absence by Staff Category	Certified absence	Self-certified absence	Non Covid-19 absence	Covid-19 absence	Total absence rate	% Non Covid-19 absence	% Covid-19 absence
Kare, Newbridge, Co Kildare (CHO 7)	3.2%	0.3%	3.5%	5.2%	8.7%	40.2%	59.8%
Medical & Dental							
Nursing & Midwifery	2.0%	0.1%	2.1%	12.7%	14.8%	14.2%	85.8%
Health & Social Care Professionals	5.1%	0.2%	5.3%	1.0%	6.3%	83.9%	16.1%
Management & Administrative	0.2%	0.2%	0.4%	0.0%	0.4%	100.0%	0.0%
General Support	0.0%	0.0%	0.0%	0.0%	0.0%		
Patient & Client Care	3.0%	0.4%	3.4%	6.7%	10.1%	33.5%	66.5%

January 2021

Leopardstown Park Hospital absence by Staff Category	Certified absence	Self-certified absence	Non Covid-19 absence	Covid-19 absence	Total absence rate	% Non Covid-19 absence	% Covid-19 absence
Leopardstown Park Hospital (CHO 6)	5.6%	0.2%	5.8%	8.9%	14.8%	39.4%	60.6%
Medical & Dental	97.4%	0.0%	97.4%	0.0%	97.4%	100.0%	0.0%
Nursing & Midwifery	6.8%	0.3%	7.1%	13.0%	20.2%	35.3%	64.7%
Health & Social Care Professionals	0.0%	0.0%	0.0%	4.9%	4.9%	0.0%	100.0%
Management & Administrative	8.3%	0.2%	8.6%	2.0%	10.5%	81.5%	18.5%
General Support	2.9%	0.3%	3.2%	4.4%	7.6%	42.1%	57.9%
Patient & Client Care	5.1%	0.2%	5.3%	10.8%	16.1%	32.8%	67.2%

January 2021

Muiriosa Foundation, Laois/Offaly absence by Staff Category	Certified absence	Self-certified absence	Non Covid-19 absence	Covid-19 absence	Total absence rate	% Non Covid-19 absence	% Covid-19 absence
Muiriosa Foundation, Laois/Offaly (CHO 8)	4.0%	0.1%	4.1%	3.0%	7.1%	57.7%	42.3%
Medical & Dental							
Nursing & Midwifery	6.4%	0.0%	6.4%	1.9%	8.4%	76.9%	23.1%
Health & Social Care Professionals	4.1%	0.1%	4.2%	4.2%	8.5%	50.2%	49.8%
Management & Administrative	3.5%	0.3%	3.9%	0.0%	3.9%	100.0%	0.0%
General Support	0.0%	0.0%	0.0%	0.0%	0.0%		
Patient & Client Care	3.3%	0.1%	3.4%	2.8%	6.2%	54.6%	45.4%

January 2021

Muiriosa Foundation, Longford/Westmeath absence by Staff Category	Certified absence	Self-certified absence	Non Covid-19 absence	Covid-19 absence	Total absence rate	% Non Covid-19 absence	% Covid-19 absence
Muiriosa Foundation, Longford/Westmeath (CHO 8)	2.3%	0.1%	2.3%	2.6%	4.9%	47.4%	52.6%
Medical & Dental							
Nursing & Midwifery	2.3%	0.0%	2.3%	0.0%	2.3%	100.0%	0.0%
Health & Social Care Professionals	2.8%	0.1%	2.8%	2.2%	5.1%	56.2%	43.8%
Management & Administrative	1.7%	0.3%	2.1%	0.0%	2.1%	100.0%	0.0%
General Support	0.0%	0.0%	0.0%	0.0%	0.0%		
Patient & Client Care	1.9%	0.1%	2.0%	3.3%	5.3%	37.2%	62.8%

January 2021

Muiriosa Foundation, South Kildare absence by Staff Category	Certified absence	Self-certified absence	Non Covid-19 absence	Covid-19 absence	Total absence rate	% Non Covid-19 absence	% Covid-19 absence
Muiriosa Foundation, South Kildare (CHO 8)	3.9%	0.2%	4.1%	1.2%	5.4%	76.7%	23.3%
Medical & Dental							
Nursing & Midwifery	1.8%	0.3%	2.0%	1.1%	3.1%	65.3%	34.7%
Health & Social Care Professionals	3.3%	0.2%	3.5%	1.6%	5.1%	68.1%	31.9%
Management & Administrative	0.0%	0.0%	0.0%	0.0%	0.0%		#DIV/0
General Support	0.5%	0.4%	0.9%	0.0%	0.9%	100.0%	0.0%
Patient & Client Care	6.1%	0.1%	6.2%	1.4%	7.6%	82.1%	17.9%

January 2021

Peamount Hospital (Newcastle) absence by Staff Category	Certified absence	Self-certified absence	Non Covid-19 absence	Covid-19 absence	Total absence rate	% Non Covid-19 absence	% Covid-19 absence
Peamount Hospital (Newcastle) (CHO 7)	2.2%	2.6%	4.8%	3.8%	8.6%	55.7%	44.3%
Medical & Dental	0.0%	0.0%	0.0%	1.5%	1.5%	0.0%	100.0%
Nursing & Midwifery	2.4%	3.2%	5.6%	2.3%	7.8%	71.0%	29.0%
Health & Social Care Professionals	0.0%	1.1%	1.1%	7.4%	8.4%	12.5%	87.5%
Management & Administrative	0.0%	0.0%	0.0%	14.8%	14.8%	0.0%	100.0%
General Support	4.2%	5.2%	9.4%	2.5%	12.0%	78.8%	21.2%
Patient & Client Care	2.5%	2.6%	5.2%	4.2%	9.3%	55.2%	44.8%

January 2021

Royal Hospital, Donnybrook, Dublin absence by Staff Category	Certified absence	Self-certified absence	Non Covid-19 absence	Covid-19 absence	Total absence rate	% Non Covid-19 absence	% Covid-19 absence
Royal Hospital, Donnybrook, Dublin (CHO 6)	5.1%	0.3%	5.4%	10.5%	15.9%	34.1%	65.9%
Medical & Dental	0.0%	0.0%	0.0%	0.0%	0.0%		
Nursing & Midwifery	2.1%	0.3%	2.5%	15.4%	17.8%	13.9%	86.1%
Health & Social Care Professionals	9.4%	0.3%	9.7%	3.1%	12.8%	76.0%	24.0%
Management & Administrative	0.0%	0.0%	0.0%	3.0%	3.0%	0.0%	100.0%
General Support	3.5%	0.3%	3.8%	13.2%	17.0%	22.1%	77.9%
Patient & Client Care	8.1%	0.4%	8.5%	8.9%	17.4%	48.9%	51.1%

January 2021

Stewart's Hospital, (Palmerstown) absence by Staff Category	Certified absence	Self-certified absence	Non Covid-19 absence	Covid-19 absence	Total absence rate	% Non Covid-19 absence	% Covid-19 absence
Stewart's Hospital, (Palmerstown) (CHO 7)	6.4%	0.3%	6.7%	3.5%	10.2%	65.8%	34.2%
Medical & Dental	0.0%	0.0%	0.0%	0.0%	0.0%		
Nursing & Midwifery	7.4%	0.4%	7.8%	5.8%	13.6%	57.2%	42.8%
Health & Social Care Professionals	1.3%	0.0%	1.3%	1.5%	2.8%	46.6%	53.4%
Management & Administrative	0.5%	0.2%	0.6%	1.5%	2.1%	29.6%	70.4%
General Support	2.5%	0.2%	2.6%	3.5%	6.1%	43.3%	56.7%
Patient & Client Care	7.5%	0.4%	7.8%	3.4%	11.2%	70.0%	30.0%

January 2021

St. John of God, Drumcar absence by Staff Category	Certified absence	Self-certified absence	Non Covid-19 absence	Covid-19 absence	Total absence rate	% Non Covid-19 absence	% Covid-19 absence
St. John of God, Drumcar (CHO 8)	6.1%	0.3%	6.5%	5.6%	12.1%	53.3%	46.7%
Medical & Dental	0.0%	0.0%	0.0%	0.0%	0.0%		
Nursing & Midwifery	5.4%	0.3%	5.8%	6.1%	11.9%	48.4%	51.6%
Health & Social Care Professionals	5.9%	0.3%	6.2%	2.8%	9.0%	69.0%	31.0%
Management & Administrative	0.6%	0.0%	0.6%	0.5%	1.1%	55.0%	45.0%
General Support	12.8%	0.4%	13.2%	1.0%	14.2%	93.0%	7.0%
Patient & Client Care	6.5%	0.4%	6.8%	6.7%	13.5%	50.7%	49.3%

January 2021

St. John of God (IDS) absence by Staff Category	Certified absence	Self-certified absence	Non Covid-19 absence	Covid-19 absence	Total absence rate	% Non Covid-19 absence	% Covid-19 absence
St. John of God (IDS) (CHO 6)	4.3%	0.2%	4.5%	3.9%	8.4%	53.9%	46.1%
Medical & Dental	0.0%	0.0%	0.0%	0.0%	0.0%		
Nursing & Midwifery	3.5%	0.3%	3.9%	7.0%	10.9%	35.6%	64.4%
Health & Social Care Professionals	3.7%	0.4%	4.0%	6.0%	10.0%	40.4%	59.6%
Management & Administrative	0.5%	0.2%	0.6%	0.4%	1.0%	62.5%	37.5%
General Support	10.2%	0.0%	10.2%	0.0%	10.2%	100.0%	0.0%
Patient & Client Care	6.6%	0.0%	6.6%	2.0%	8.6%	76.6%	23.4%

January 2021

St. John of God, Kerry absence by Staff Category	Certified absence	Self-certified absence	Non Covid-19 absence	Covid-19 absence	Total absence rate	% Non Covid-19 absence	% Covid-19 absence
St. John of God, Kerry (CHO 4)	6.1%	0.4%	6.5%	7.1%	13.6%	47.6%	52.4%
Medical & Dental							
Nursing & Midwifery	8.0%	0.0%	8.0%	5.5%	13.5%	59.4%	40.6%
Health & Social Care Professionals	5.3%	0.1%	5.4%	7.7%	13.2%	41.4%	58.6%
Management & Administrative	1.6%	0.0%	1.6%	2.6%	4.2%	37.6%	62.4%
General Support	11.5%	0.0%	11.5%	6.6%	18.1%	63.4%	36.6%
Patient & Client Care	5.1%	0.7%	5.7%	8.1%	13.8%	41.6%	58.4%

January 2021

St. John of God Liffey Services absence by Staff Category	Certified absence	Self-certified absence	Non Covid-19 absence	Covid-19 absence	Total absence rate	% Non Covid-19 absence	% Covid-19 absence
St. John of God Liffey Services (CHO 7)	4.1%	0.4%	4.5%	5.0%	9.5%	47.1%	52.9%
Medical & Dental	0.0%	0.0%	0.0%	0.0%	0.0%		
Nursing & Midwifery	4.1%	0.2%	4.3%	3.7%	8.1%	53.8%	46.2%
Health & Social Care Professionals	3.7%	0.4%	4.1%	5.6%	9.8%	42.2%	57.8%
Management & Administrative	5.8%	0.4%	6.1%	0.3%	6.5%	94.7%	5.3%
General Support	5.8%	0.3%	6.1%	7.1%	13.2%	46.2%	53.8%
Patient & Client Care	4.0%	0.5%	4.5%	5.1%	9.6%	46.7%	53.3%

January 2021

St. Michael's House, Dublin absence by Staff Category	Certified absence	Self-certified absence	Non Covid-19 absence	Covid-19 absence	Total absence rate	% Non Covid-19 absence	% Covid-19 absence
St. Michael's House, Dublin (CHO 9)	3.9%	0.1%	3.9%	4.3%	8.3%	47.7%	52.3%
Medical & Dental	1.2%	0.0%	1.2%	0.0%	1.2%	100.0%	0.0%
Nursing & Midwifery	3.4%	0.0%	3.4%	3.6%	7.0%	48.5%	51.5%
Health & Social Care Professionals	3.9%	0.1%	4.0%	4.3%	8.3%	47.9%	52.1%
Management & Administrative	0.5%	0.0%	0.5%	0.3%	0.8%	64.8%	35.2%
General Support	7.6%	0.1%	7.7%	11.1%	18.8%	40.9%	59.1%
Patient & Client Care	4.8%	0.1%	4.9%	5.2%	10.1%	48.5%	51.5%

January 2021

St. Patrick's, Kilkenny absence by Staff Category	Certified absence	Self-certified absence	Non Covid-19 absence	Covid-19 absence	Total absence rate	% Non Covid-19 absence	% Covid-19 absence
St. Patrick's, Kilkenny (CHO 5)	9.0%	0.3%	9.3%	5.5%	14.8%	63.0%	37.0%
Medical & Dental							
Nursing & Midwifery	10.6%	0.4%	11.0%	8.8%	19.8%	55.6%	44.4%
Health & Social Care Professionals	10.6%	0.2%	10.9%	7.7%	18.5%	58.5%	41.5%
Management & Administrative	5.8%	0.0%	5.8%	3.1%	8.9%	65.6%	34.4%
General Support	62.5%	0.0%	62.5%	0.0%	62.5%	100.0%	0.0%
Patient & Client Care	8.2%	0.4%	8.6%	5.0%	13.6%	63.1%	36.9%

January 2021

Sunbeam House Services absence by Staff Category	Certified absence	Self-certified absence	Non Covid-19 absence	Covid-19 absence	Total absence rate	% Non Covid-19 absence	% Covid-19 absence
Sunbeam House Services (CHO 6)	3.5%	0.2%	3.7%	6.7%	10.4%	35.6%	64.4%
Medical & Dental							
Nursing & Midwifery	6.9%	0.0%	6.9%	8.2%	15.1%	46.0%	54.0%
Health & Social Care Professionals	3.8%	0.2%	4.0%	5.9%	10.0%	40.4%	59.6%
Management & Administrative	0.6%	0.1%	0.7%	1.7%	2.4%	28.6%	71.4%
General Support	4.7%	0.0%	4.7%	12.6%	17.4%	27.3%	72.7%
Patient & Client Care	2.9%	0.2%	3.1%	8.0%	11.1%	28.3%	71.7%

Social Care

Year/ month	Medical & Dental	Nursing & Midwifery	Health & Social Care Professionals	Management & Administrative	General Support	Patient & Client Care	Certified absence	Self-certified absence	Non Covid-19 absence	Covid-19 absence	Total absence rate
2021	0.9%	10.5%	8.1%	3.5%	9.5%	10.5%	4.6%	0.3%	4.9%	4.5%	9.4%
Jan 2021	0.9%	10.5%	8.1%	3.5%	9.5%	10.5%	4.6%	0.3%	4.9%	4.5%	9.4%
2020	3.1%	7.3%	5.0%	2.9%	6.6%	6.8%	4.5%	0.4%	4.9%	1.4%	6.2%
Dec 2020	2.6%	6.5%	4.1%	3.1%	4.9%	6.2%	4.2%	0.4%	4.6%	1.0%	5.5%
Nov 2020	3.6%	5.7%	3.8%	2.9%	5.5%	5.7%	4.0%	0.3%	4.3%	0.8%	5.1%
Oct 2020	3.8%	7.0%	5.0%	2.6%	6.8%	6.7%	4.2%	0.4%	4.6%	1.5%	6.1%
Sep 2020	3.0%	7.0%	4.7%	2.3%	6.1%	6.2%	4.3%	0.4%	4.6%	1.1%	5.8%
Aug 2020	3.7%	6.3%	4.4%	2.5%	4.8%	5.9%	4.4%	0.3%	4.7%	0.6%	5.3%
Jul 2020	1.1%	6.1%	4.0%	2.1%	5.9%	5.9%	4.4%	0.4%	4.8%	0.5%	5.3%
Jun 2020	0.9%	6.0%	3.7%	1.9%	6.1%	5.5%	4.0%	0.3%	4.3%	0.7%	5.0%
May 2020	2.1%	8.7%	5.6%	2.6%	7.6%	7.9%	4.5%	0.2%	4.7%	2.5%	7.2%
Apr 2020	2.6%	13.6%	8.3%	3.4%	12.8%	12.0%	5.2%	0.4%	5.7%	5.3%	10.9%
Mar 2020	3.1%	9.0%	7.1%	4.7%	7.9%	8.5%	5.1%	0.4%	5.5%	2.6%	8.0%
Feb 2020	4.3%	5.6%	4.4%	3.5%	5.0%	5.3%	4.6%	0.5%	5.0%		5.0%
Jan 2020	4.6%	6.0%	5.0%	3.5%	6.2%	5.9%	5.0%	0.6%	5.6%		5.6%
2019	1.3%	5.6%	4.2%	3.3%	4.8%	5.2%	4.4%	0.5%	4.9%		4.9%
Dec 2019	3.7%	6.0%	4.7%	3.5%	5.4%	4.8%	4.4%	0.5%	4.9%		4.9%
Nov 2019	1.5%	6.1%	3.8%	3.0%	5.0%	5.4%	4.5%	0.5%	5.0%		5.0%
Oct 2019	0.5%	6.0%	4.2%	2.9%	5.3%	5.7%	4.7%	0.5%	5.2%		5.2%
Sep 2019	1.3%	5.6%	4.5%	3.5%	5.3%	5.2%	4.5%	0.5%	4.9%		4.9%
Aug 2019	1.9%	5.7%	4.6%	3.4%	4.5%	5.4%	4.7%	0.4%	5.0%		5.0%
Jul 2019	1.5%	5.3%	4.1%	3.5%	4.8%	5.1%	4.5%	0.3%	4.8%		4.8%
Jun 2019	2.5%	5.4%	3.9%	2.8%	4.1%	5.3%	4.4%	0.4%	4.8%		4.8%
May 2019	3.9%	5.8%	4.3%	2.7%	4.3%	5.2%	4.4%	0.5%	4.9%		4.9%
Apr 2019	0.1%	5.5%	3.9%	3.1%	4.9%	5.2%	4.3%	0.4%	4.7%		4.7%
Mar 2019	0.3%	5.0%	3.7%	3.5%	4.7%	4.9%	4.1%	0.4%	4.5%		4.5%
Feb 2019	1.0%	5.6%	3.9%	3.9%	4.7%	4.9%	4.3%	0.5%	4.7%		4.7%
Jan 2019	0.3%	5.6%	4.5%	4.2%	5.3%	5.5%	4.6%	0.5%	5.2%		5.2%
2018	1.9%	4.6%	4.2%	3.4%	4.2%	4.8%	4.1%	0.4%	4.5%		4.5%

Social Care

Year/ month	CHO 1	CHO 2	CHO 3	CHO 4	CHO 5	CHO 6	CHO 7	CHO 8	CHO 9	other Comm.	Community Services absence rate	Certified absence	Self-certified absence	Non Covid-19 absence	Covid-19 absence	Total absence rate
2021	12.3%	9.0%	8.8%	10.1%	11.3%	8.9%	9.6%	8.7%	7.8%		9.4%	4.6%	0.3%	4.9%	4.5%	9.4%
Jan 2021	12.3%	9.0%	8.8%	10.1%	11.3%	8.9%	9.6%	8.7%	7.8%		9.4%	4.6%	0.3%	4.9%	4.5%	9.40%
2020	7.1%	5.6%	5.2%	6.2%	6.6%	4.7%	7.3%	6.7%	5.8%	0.0%	6.2%	4.5%	0.4%	4.9%	1.4%	6.2%
Dec 2020	7.6%	5.7%	4.7%	5.4%	6.9%	3.8%	6.1%	5.6%	4.5%	0.3%	5.5%	4.2%	0.4%	4.6%	1.0%	5.51%
Nov 2020	7.2%	5.2%	4.9%	5.0%	5.5%	3.5%	5.5%	5.4%	4.1%		5.1%	4.0%	0.3%	4.3%	0.8%	5.09%
Oct 2020	8.6%	5.8%	5.3%	6.5%	5.7%	3.7%	7.2%	6.5%	5.1%		6.1%	4.2%	0.4%	4.6%	1.5%	6.08%
Sep 2020	7.6%	5.3%	5.0%	5.3%	5.7%	4.1%	6.9%	6.1%	5.3%		5.8%	4.3%	0.4%	4.6%	1.1%	5.76%
Aug 2020	7.0%	4.1%	5.6%	5.3%	5.5%	4.0%	5.7%	5.7%	4.8%		5.3%	4.4%	0.3%	4.7%	0.6%	5.32%
Jul 2020	6.1%	4.1%	3.9%	4.6%	6.3%	4.4%	6.1%	6.2%	5.2%		5.3%	4.4%	0.4%	4.8%	0.5%	5.26%
Jun 2020	5.6%	4.3%	4.8%	4.9%	5.4%	3.7%	5.5%	5.4%	4.7%		5.0%	4.0%	0.3%	4.3%	0.7%	5.00%
May 2020	6.2%	6.2%	5.9%	7.7%	6.9%	5.4%	9.2%	8.4%	6.5%		7.2%	4.5%	0.2%	4.7%	2.5%	7.19%
Apr 2020	8.8%	9.0%	6.0%	11.9%	10.2%	10.9%	15.8%	12.1%	9.9%		10.9%	5.2%	0.4%	5.7%	5.3%	10.91%
Mar 2020	9.2%	6.8%	6.8%	8.1%	7.7%	6.0%	9.6%	7.2%	8.5%		8.0%	5.1%	0.4%	5.5%	2.6%	8.01%
Feb 2020	5.5%	5.3%	4.4%	4.9%	6.0%	3.7%	4.9%	5.3%	5.2%		5.0%	4.6%	0.5%	5.0%		5.04%
Jan 2020	6.2%	6.3%	5.1%	5.3%	6.9%	4.0%	5.5%	6.4%	5.2%		5.6%	5.0%	0.6%	5.6%		5.59%
2019	7.2%	4.8%	4.4%	4.9%	5.4%	4.0%	4.6%	5.0%	4.6%		4.9%	4.4%	0.5%	4.9%		4.9%
Dec 2019	7.1%	5.0%	4.0%	5.3%	7.0%	3.0%	4.9%	5.0%	5.0%		4.9%	4.4%	0.5%	4.9%		4.94%
Nov 2019	6.3%	5.5%	4.8%	5.4%	6.4%	3.4%	4.5%	4.9%	4.6%		5.0%	4.5%	0.5%	5.0%		5.01%
Oct 2019	6.3%	5.8%	4.8%	5.6%	5.5%	5.0%	5.1%	5.3%	4.6%		5.2%	4.7%	0.5%	5.2%		5.24%
Sep 2019	6.4%	4.9%	4.2%	5.2%	5.5%	4.2%	4.4%	4.9%	4.8%		4.9%	4.5%	0.5%	4.9%		4.93%
Aug 2019	8.1%	5.0%	4.4%	4.7%	5.0%	5.0%	4.3%	5.5%	4.7%		5.0%	4.7%	0.4%	5.0%		5.04%
Jul 2019	7.6%	3.9%	4.3%	4.7%	4.9%	4.2%	4.2%	5.3%	4.5%		4.8%	4.5%	0.3%	4.8%		4.78%
Jun 2019	7.1%	4.1%	4.5%	4.4%	4.7%	4.3%	5.1%	5.0%	4.4%		4.8%	4.4%	0.4%	4.8%		4.82%
May 2019	6.9%	4.4%	4.2%	4.5%	5.2%	4.3%	5.1%	5.2%	4.4%		4.9%	4.4%	0.5%	4.9%		4.89%
Apr 2019	6.7%	4.7%	4.6%	4.7%	5.5%	4.4%	4.4%	4.3%	4.0%		4.7%	4.3%	0.4%	4.7%		4.69%
Mar 2019	7.4%	4.4%	4.1%	4.2%	4.6%	3.4%	4.3%	4.9%	4.0%		4.5%	4.1%	0.4%	4.5%		4.54%
Feb 2019	7.9%	4.5%	4.4%	4.5%	4.9%	3.5%	4.2%	4.5%	4.8%		4.7%	4.3%	0.5%	4.7%		4.73%
Jan 2019	8.3%	4.8%	4.7%	5.4%	5.2%	3.8%	4.7%	5.2%	4.9%		5.2%	4.6%	0.5%	5.2%		5.18%

