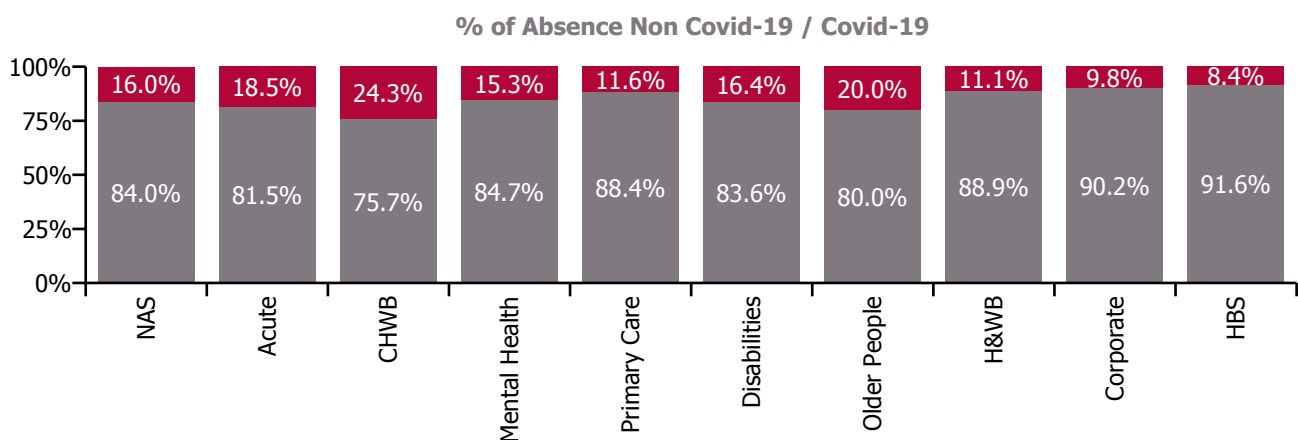
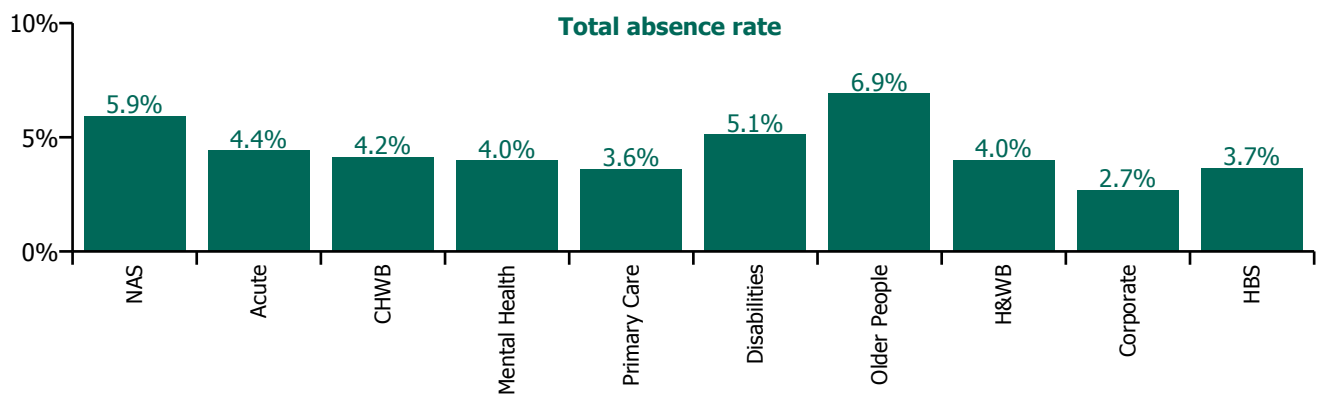


April 2021

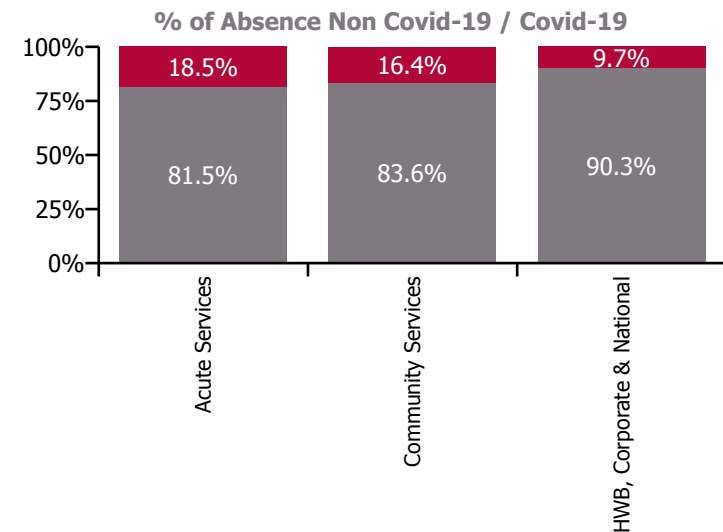
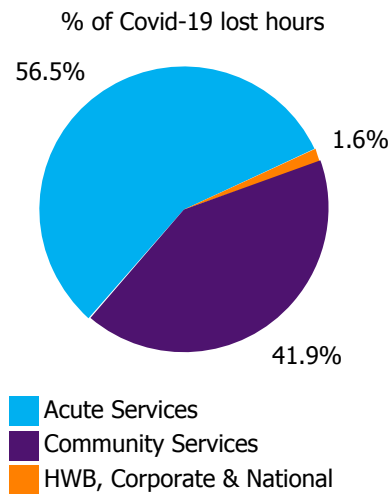
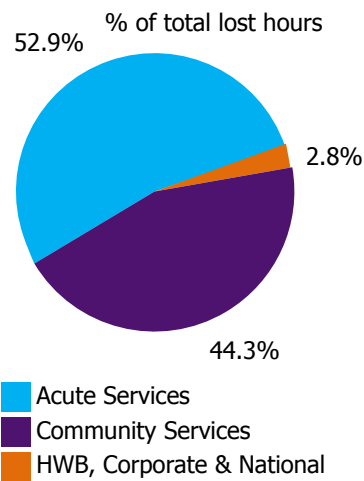
Health Service Absence Rate - by Staff Category: Apr 2021	Certified absence	Self-certified absence	Non Covid-19 absence	Covid-19 absence	Total absence rate	% Non Covid-19 absence	% Covid-19 absence
Total	3.4%	0.4%	3.8%	0.8%	4.6%	82.7%	17.3%
Medical & Dental	1.0%	0.1%	1.1%	0.2%	1.3%	82.6%	17.4%
Nursing & Midwifery	3.8%	0.5%	4.3%	1.0%	5.4%	80.6%	19.4%
Health & Social Care Professionals	2.6%	0.2%	2.8%	0.5%	3.3%	84.9%	15.1%
Management & Administrative	2.8%	0.2%	2.9%	0.4%	3.3%	88.5%	11.5%
General Support	4.5%	0.4%	4.8%	1.0%	5.8%	83.4%	16.6%
Patient & Client Care	4.7%	0.5%	5.1%	1.1%	6.3%	82.2%	17.8%

Health Service Absence Rate - by Care Group: Apr 2021	Certified absence	Self-certified absence	Non Covid-19 absence	Covid-19 absence	Total absence rate	% Non Covid-19 absence	% Covid-19 absence
Total	3.4%	0.4%	3.8%	0.8%	4.6%	82.7%	17.3%
Ambulance Services	4.4%	0.6%	5.0%	1.0%	5.9%	84.0%	16.0%
Acute Hospital Services	3.2%	0.4%	3.6%	0.8%	4.4%	81.5%	18.5%
Acute Services	3.2%	0.4%	3.6%	0.8%	4.5%	81.5%	18.5%
Community Health & Wellbeing	3.0%	0.1%	3.1%	1.0%	4.2%	75.7%	24.3%
Mental Health	3.0%	0.3%	3.4%	0.6%	4.0%	84.7%	15.3%
Primary Care	3.0%	0.2%	3.2%	0.4%	3.6%	88.4%	11.6%
Disabilities	3.9%	0.4%	4.3%	0.8%	5.1%	83.6%	16.4%
Older People	5.1%	0.4%	5.5%	1.4%	6.9%	80.0%	20.0%
Community Services	3.7%	0.3%	4.1%	0.8%	4.9%	83.6%	16.4%
Health & Wellbeing	3.5%	0.0%	3.6%	0.4%	4.0%	88.9%	11.1%
Corporate	2.3%	0.1%	2.4%	0.3%	2.7%	90.2%	9.8%
Health Business Services	3.3%	0.1%	3.4%	0.3%	3.7%	91.6%	8.4%
HWB, Corporate & National	2.6%	0.1%	2.7%	0.3%	3.0%	90.3%	9.7%



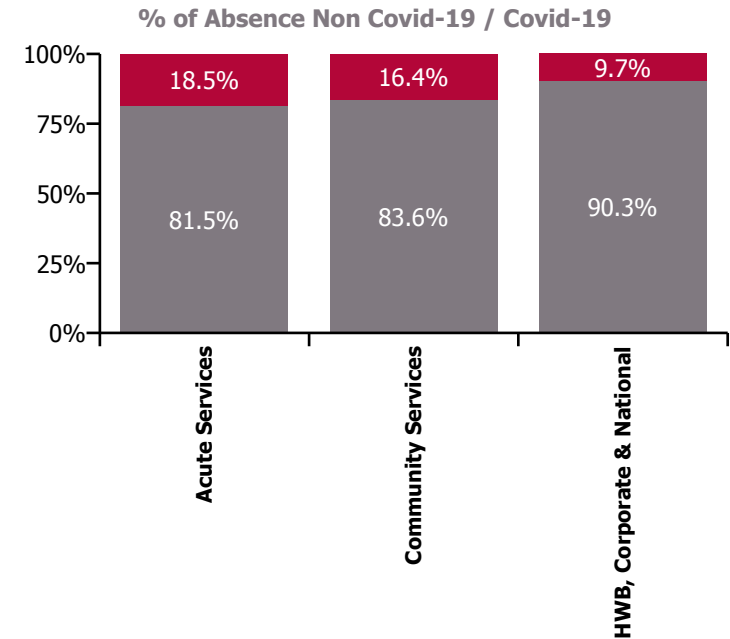
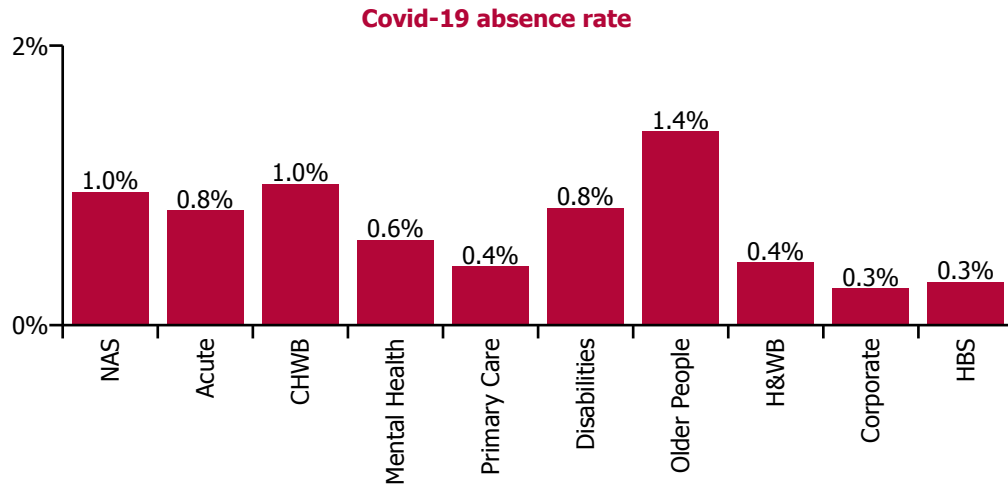
April 2021

Health Service Absence Rate - by Care Group: Apr 2021	Medical & Dental	Nursing & Midwifery	Health & Social Care Professionals	Management & Administrative	General Support	Patient & Client Care	Certified absence	Self-certified absence	Non Covid-19 absence	Covid-19 absence	Total absence rate
Total	1.3%	5.4%	3.3%	3.3%	5.8%	6.3%	3.4%	0.4%	3.8%	0.8%	4.6%
Ambulance Services	0.0%	12.9%	1.1%	1.7%	4.9%	6.1%	4.4%	0.6%	5.0%	1.0%	5.9%
Acute Hospital Services	1.2%	5.4%	2.9%	3.8%	6.1%	6.8%	3.2%	0.4%	3.6%	0.8%	4.4%
Acute Services	1.2%	5.4%	2.9%	3.7%	6.1%	6.7%	3.2%	0.4%	3.6%	0.8%	4.5%
Community Health & Wellbeing		0.0%	17.5%	2.0%		12.3%	3.0%	0.1%	3.1%	1.0%	4.2%
Mental Health	1.2%	4.8%	3.1%	2.5%	4.3%	5.3%	3.0%	0.3%	3.4%	0.6%	4.0%
Primary Care	2.8%	4.2%	2.8%	3.3%	3.6%	4.7%	3.0%	0.2%	3.2%	0.4%	3.6%
Disabilities	2.0%	5.8%	4.5%	2.7%	5.4%	5.5%	3.9%	0.4%	4.3%	0.8%	5.1%
Older People	0.0%	6.8%	4.1%	4.2%	6.1%	8.1%	5.1%	0.4%	5.5%	1.4%	6.9%
Community Services	1.9%	5.3%	3.8%	3.1%	5.0%	6.1%	3.7%	0.3%	4.1%	0.8%	4.9%
Health & Wellbeing	4.7%	8.6%	3.7%	3.0%	6.5%		3.5%	0.0%	3.6%	0.4%	4.0%
Corporate	1.4%	3.7%	2.8%	2.5%	13.4%	3.4%	2.3%	0.1%	2.4%	0.3%	2.7%
Health Business Services		7.0%	0.0%	3.1%	6.2%	0.0%	3.3%	0.1%	3.4%	0.3%	3.7%
HWB, Corporate & National	2.1%	4.1%	2.9%	2.7%	7.0%	3.3%	2.6%	0.1%	2.7%	0.3%	3.0%



April 2021

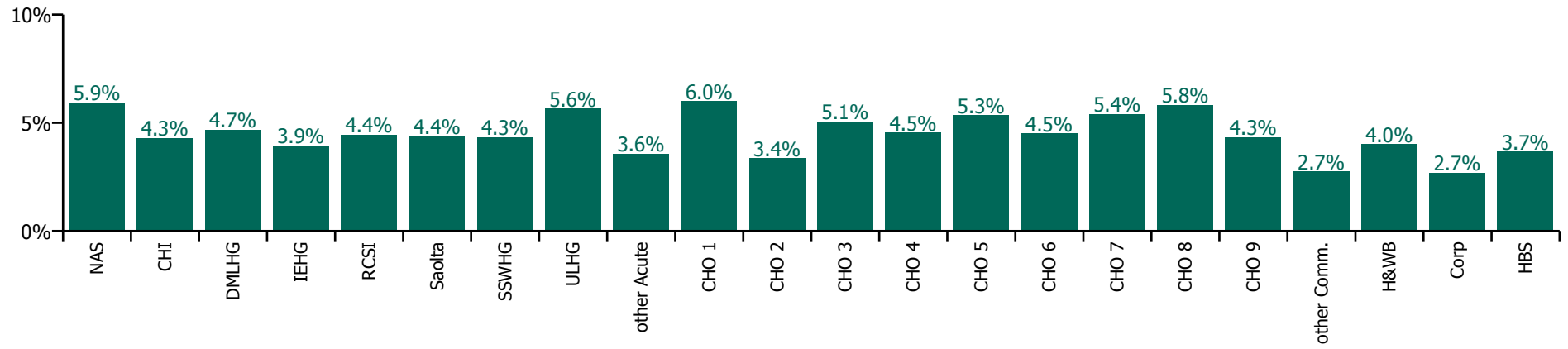
Health Service Covid-19 Absence Rate - by Staff Category & Care Group: Apr 2021	Medical & Dental	Nursing & Midwifery	Health & Social Care Professionals	Management & Administrative	General Support	Patient & Client Care	Covid-19 absence	Non Covid-19 absence	Total absence rate
Total	0.2%	1.0%	0.5%	3.3%	1.0%	1.1%	0.8%	3.8%	4.6%
Ambulance Services	0.0%	0.0%	0.0%	1.7%	0.0%	1.0%	1.0%	5.0%	5.9%
Acute Hospital Services	0.2%	1.1%	0.5%	3.8%	1.1%	1.2%	0.8%	3.6%	4.4%
Acute Services	0.2%	1.1%	0.5%	3.7%	1.1%	1.2%	0.8%	3.6%	4.5%
Community Health & Wellbeing		0.0%	0.0%	2.0%		8.5%	1.0%	3.1%	4.2%
Mental Health	0.2%	0.9%	0.1%	2.5%	0.5%	1.0%	0.6%	3.4%	4.0%
Primary Care	0.4%	0.5%	0.3%	3.3%	0.5%	0.6%	0.4%	3.2%	3.6%
Disabilities	0.0%	0.9%	0.9%	2.7%	0.8%	0.9%	0.8%	4.3%	5.1%
Older People	0.0%	1.8%	0.8%	4.2%	0.6%	1.6%	1.4%	5.5%	6.9%
Community Services	0.3%	1.0%	0.6%	3.1%	0.6%	1.1%	0.8%	4.1%	4.9%
Health & Wellbeing	2.4%	0.0%	0.0%	3.0%	1.3%		0.4%	3.6%	4.0%
Corporate	1.4%	0.7%	0.2%	2.5%	5.7%	0.4%	0.3%	2.4%	2.7%
Health Business Services		0.0%	0.0%	3.1%	1.5%	0.0%	0.3%	3.4%	3.7%
HWB, Corporate & National	1.6%	0.6%	0.1%	2.7%	1.9%	0.4%	0.3%	2.7%	3.0%



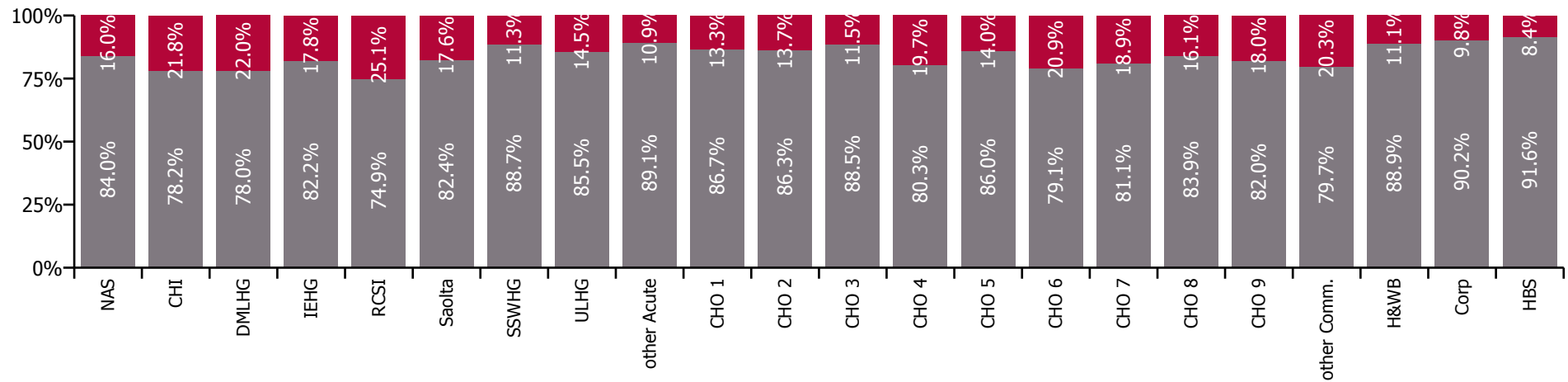
April 2021

Health Service Absence Rate - by HG , CHO/Care Group & Staff Category: Apr 2021	Medical & Dental	Nursing & Midwifery	Health & Social Care Professionals	Management & Administrative	General Support	Patient & Client Care	Certified absence	Self- certified absence	Non Covid-19 absence	Covid-19 absence	Total absence rate
Total	1.3%	5.4%	3.3%	3.3%	5.8%	6.3%	3.4%	0.4%	3.8%	0.8%	4.6%
Children's Health Ireland	2.7%	5.7%	3.0%	2.8%	7.0%	6.5%	3.0%	0.4%	3.4%	0.9%	4.3%
Dublin Midlands Hospital Group	0.8%	5.6%	3.3%	3.9%	6.1%	8.1%	3.2%	0.4%	3.6%	1.0%	4.7%
Ireland East Hospital Group	1.1%	4.5%	3.1%	3.3%	6.1%	5.9%	2.9%	0.3%	3.2%	0.7%	3.9%
National Ambulance Service	0.0%	12.9%	1.1%	1.7%	4.9%	6.1%	4.4%	0.6%	5.0%	1.0%	5.9%
RCSI Hospitals Group	1.2%	5.9%	2.4%	3.6%	5.9%	6.3%	3.0%	0.3%	3.3%	1.1%	4.4%
Saolta University Hospital Care Group	1.7%	5.6%	2.1%	3.6%	5.9%	6.4%	3.1%	0.5%	3.6%	0.8%	4.4%
South/South West Hospital Group	0.9%	5.1%	3.8%	4.0%	5.0%	7.3%	3.4%	0.5%	3.8%	0.5%	4.3%
University of Limerick Hospital Group	0.8%	6.4%	2.0%	5.9%	8.6%	7.3%	4.4%	0.5%	4.8%	0.8%	5.6%
Other Acute Services	0.3%	5.2%	1.3%	2.2%	6.6%	3.7%	2.7%	0.5%	3.2%	0.4%	3.6%
Acute Services	1.2%	5.4%	2.9%	3.7%	6.1%	6.7%	3.2%	0.4%	3.6%	0.8%	4.5%
CHO 1	1.2%	6.4%	3.9%	4.5%	7.4%	7.1%	5.0%	0.2%	5.2%	0.8%	6.0%
CHO 2	1.7%	3.5%	2.6%	2.7%	1.6%	4.4%	2.8%	0.1%	2.9%	0.5%	3.4%
CHO 3	2.3%	5.7%	3.7%	3.3%	6.9%	5.6%	4.2%	0.3%	4.5%	0.6%	5.1%
CHO 4	1.0%	4.9%	2.8%	1.9%	4.3%	6.1%	3.1%	0.5%	3.7%	0.9%	4.5%
CHO 5	2.0%	5.5%	4.9%	5.0%	4.4%	6.1%	4.2%	0.4%	4.6%	0.7%	5.3%
CHO 6	1.6%	5.0%	4.1%	2.6%	4.5%	6.0%	3.1%	0.5%	3.6%	0.9%	4.5%
CHO 7	3.4%	6.1%	4.3%	3.3%	4.9%	6.4%	4.0%	0.4%	4.4%	1.0%	5.4%
CHO 8	2.0%	6.1%	4.1%	4.0%	6.9%	7.6%	4.6%	0.3%	4.9%	0.9%	5.8%
CHO 9	2.4%	4.9%	4.0%	2.6%	4.7%	5.2%	3.3%	0.3%	3.6%	0.8%	4.3%
Other Community Services	1.0%	4.9%	0.7%	0.5%	5.1%	5.4%	1.7%	0.5%	2.2%	0.6%	2.7%
Community Services	1.9%	5.3%	3.8%	3.1%	5.0%	6.1%	3.7%	0.3%	4.1%	0.8%	4.9%
HWB, Corporate & National	2.1%	4.1%	2.9%	2.7%	7.0%	3.3%	2.6%	0.1%	2.7%	0.3%	3.0%

Total absence rate



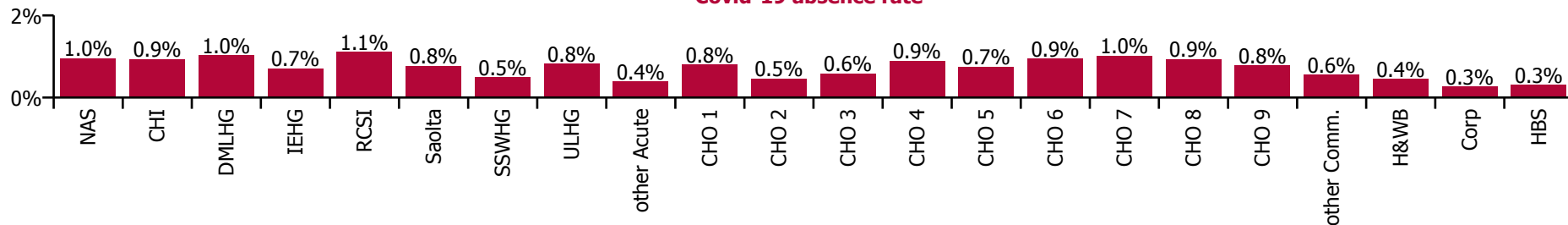
% of Absence Non Covid-19 / Covid-19



April 2021

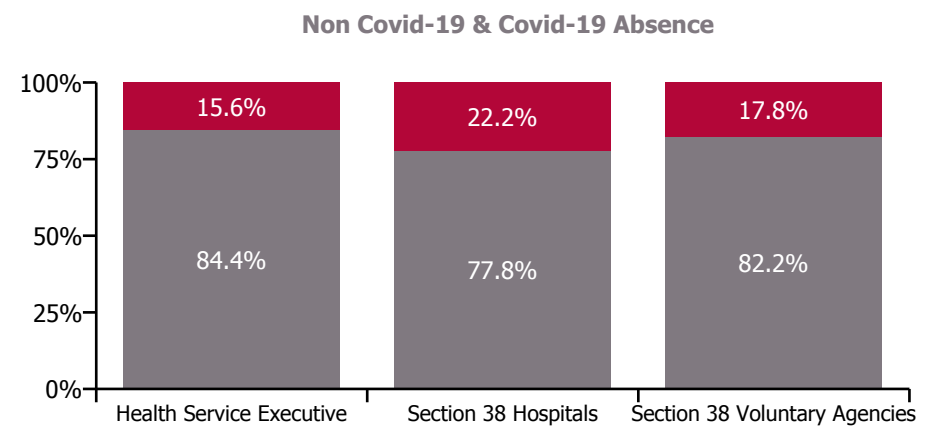
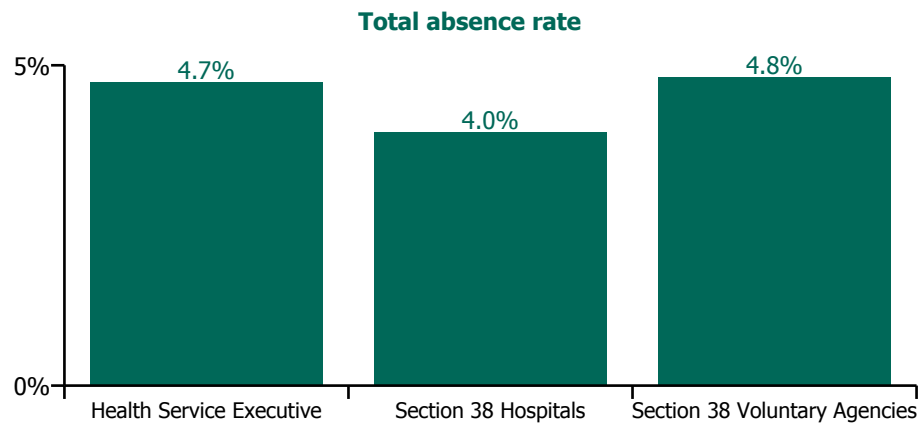
Health Service Covid-19 Absence Rate - by Staff Category & HG/ CHO: Apr 2021	Medical & Dental	Nursing & Midwifery	Health & Social Care Professionals	Management & Administrative	General Support	Patient & Client Care	Covid-19 absence	Non Covid-19 absence	Total absence rate
Total	0.2%	1.0%	0.5%	3.3%	1.0%	1.1%	0.8%	3.8%	4.6%
Children's Health Ireland	0.9%	0.9%	0.6%	2.8%	2.3%	1.5%	0.9%	3.4%	4.3%
Dublin Midlands Hospital Group	0.1%	1.4%	0.6%	3.9%	0.7%	2.1%	1.0%	3.6%	4.7%
Ireland East Hospital Group	0.2%	0.8%	0.5%	3.3%	1.4%	0.7%	0.7%	3.2%	3.9%
National Ambulance Service	0.0%	0.0%	0.0%	1.7%	0.0%	1.0%	1.0%	5.0%	5.9%
RCSI Hospitals Group	0.1%	1.7%	0.5%	3.6%	1.5%	1.5%	1.1%	3.3%	4.4%
Saolta University Hospital Care Group	0.3%	1.0%	0.5%	3.6%	0.9%	1.0%	0.8%	3.6%	4.4%
South/South West Hospital Group	0.0%	0.6%	0.3%	4.0%	0.6%	0.8%	0.5%	3.8%	4.3%
University of Limerick Hospital Group	0.2%	1.2%	0.2%	5.9%	1.0%	0.5%	0.8%	4.8%	5.6%
Other Acute Services	0.3%	0.9%	0.1%	2.2%	0.2%	0.4%	0.4%	3.2%	3.6%
Acute Services	0.2%	1.1%	0.5%	3.7%	1.1%	1.2%	0.8%	3.6%	4.5%
CHO 1	0.7%	1.0%	0.1%	4.5%	0.2%	1.1%	0.8%	5.2%	6.0%
CHO 2	0.0%	0.9%	0.4%	2.7%	0.0%	0.4%	0.5%	2.9%	3.4%
CHO 3	0.2%	0.7%	0.5%	3.3%	0.8%	0.6%	0.6%	4.5%	5.1%
CHO 4	0.0%	1.1%	0.3%	1.9%	0.5%	1.3%	0.9%	3.7%	4.5%
CHO 5	0.6%	0.9%	0.7%	5.0%	0.5%	0.9%	0.7%	4.6%	5.3%
CHO 6	0.2%	1.3%	0.7%	2.6%	0.1%	1.6%	0.9%	3.6%	4.5%
CHO 7	0.3%	1.3%	1.0%	3.3%	1.1%	1.1%	1.0%	4.4%	5.4%
CHO 8	0.0%	0.9%	0.5%	4.0%	1.8%	1.5%	0.9%	4.9%	5.8%
CHO 9	0.5%	1.0%	0.8%	2.6%	0.7%	1.0%	0.8%	3.6%	4.3%
Other Community Services	0.6%	1.0%	0.0%	0.5%	0.0%	1.9%	0.6%	2.2%	2.7%
Community Services	0.3%	1.0%	0.6%	3.1%	0.6%	1.1%	0.8%	4.1%	4.9%
Health & Wellbeing	2.4%	0.0%	0.0%	3.0%	1.3%		0.4%	3.6%	4.0%
Corporate	1.4%	0.7%	0.2%	2.5%	5.7%	0.4%	0.3%	2.4%	2.7%
Health Business Services		0.0%	0.0%	3.1%	1.5%	0.0%	0.3%	3.4%	3.7%
HWB, Corporate & National	1.6%	0.6%	0.1%	2.7%	1.9%	0.4%	0.3%	2.7%	3.0%

Covid-19 absence rate



April 2021

Health Service Absence Rate - by Care Group: Apr 2021	Medical & Dental	Nursing & Midwifery	Health & Social Care Professionals	Management & Administrative	General Support	Patient & Client Care	Certified absence	Self-certified absence	Non Covid-19 absence	Covid-19 absence	Total absence rate
Total	1.3%	5.4%	3.3%	3.3%	5.8%	6.3%	3.4%	0.4%	3.8%	0.8%	4.6%
Health Service Executive	4.7%	4.7%	4.7%	4.7%	4.7%	4.7%	3.6%	0.4%	4.0%	0.7%	4.7%
Ambulance Services	0.0%	12.9%	1.1%	1.7%	4.9%	6.1%	4.4%	0.6%	5.0%	1.0%	5.9%
Acute Hospital Services	1.3%	5.8%	3.1%	4.3%	6.0%	7.4%	3.6%	0.4%	4.0%	0.8%	4.8%
Community Health & Wellbeing		0.0%	17.5%	2.0%		12.3%	3.0%	0.1%	3.1%	1.0%	4.2%
Mental Health	1.3%	4.8%	3.1%	2.5%	4.2%	5.3%	3.1%	0.3%	3.4%	0.6%	4.0%
Primary Care	2.9%	4.3%	2.8%	3.4%	3.7%	4.6%	3.0%	0.2%	3.2%	0.4%	3.6%
Disabilities	1.8%	6.9%	3.4%	2.8%	5.3%	6.6%	4.8%	0.3%	5.1%	0.7%	5.8%
Older People	0.0%	6.8%	3.4%	4.2%	6.6%	8.3%	5.3%	0.4%	5.7%	1.4%	7.1%
Health & Wellbeing	4.7%	8.6%	3.7%	3.0%	6.5%		3.5%	0.0%	3.6%	0.4%	4.0%
Corporate	1.4%	3.7%	2.8%	2.5%	13.4%	3.4%	2.3%	0.1%	2.4%	0.3%	2.7%
Health Business Services		7.0%	0.0%	3.1%	6.2%	0.0%	3.3%	0.1%	3.4%	0.3%	3.7%
Section 38 Hospitals	4.0%	4.0%	4.0%	4.0%	4.0%	4.0%	2.7%	0.4%	3.1%	0.9%	4.0%
Section 38 Voluntary Agencies	4.8%	4.8%	4.8%	4.8%	4.8%	4.8%	3.6%	0.4%	4.0%	0.9%	4.8%

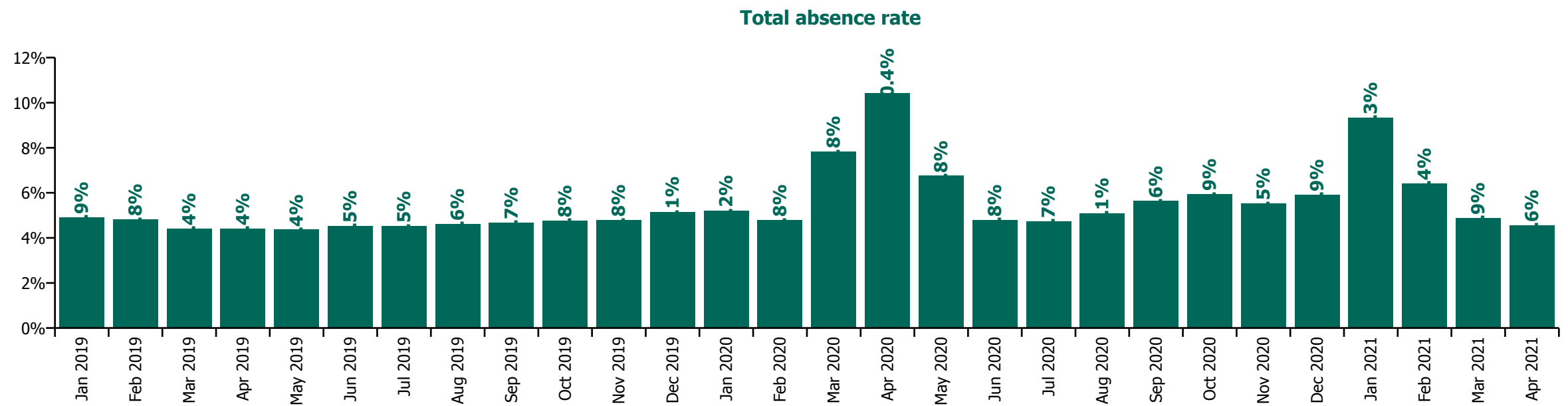
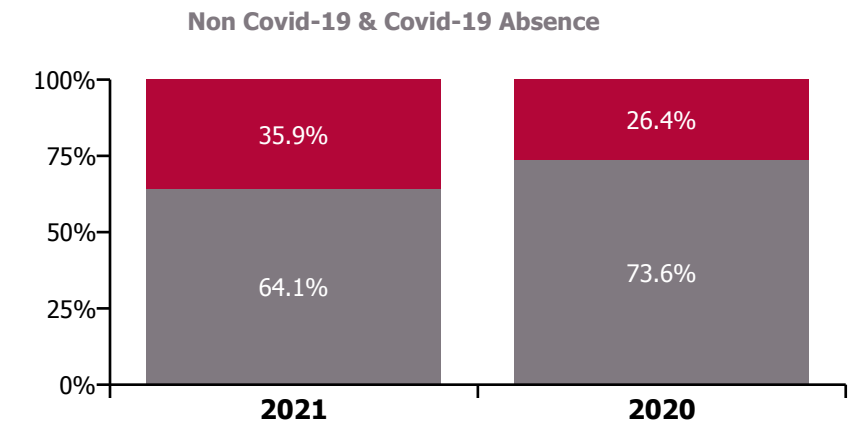
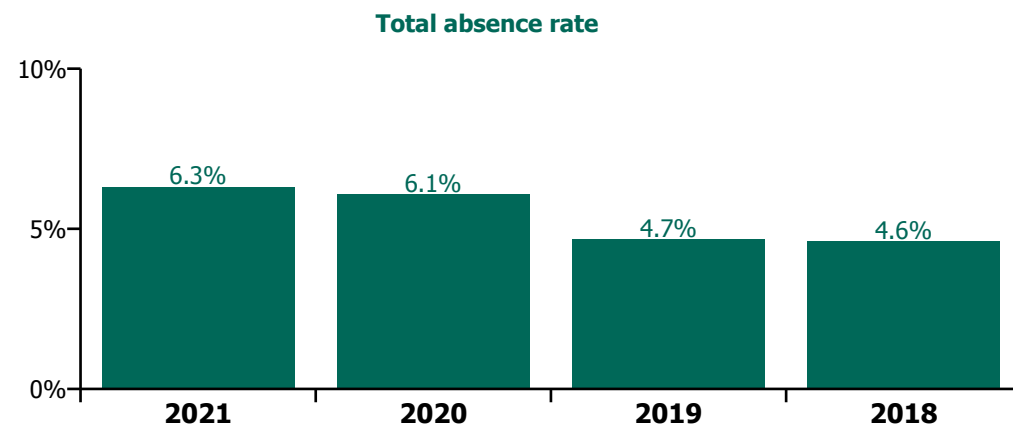


Staff Category

Year/ month	Medical & Dental	Nursing & Midwifery	Health & Social Care Professionals	Management & Administrative	General Support	Patient & Client Care	Certified absence	Self-certified absence	Non Covid-19 absence	Covid-19 absence	Total absence rate
2021	2.2%	7.6%	4.4%	4.5%	7.8%	8.4%	3.6%	0.4%	4.0%	2.3%	6.3%
Apr 2021	1.3%	5.4%	3.3%	3.3%	5.8%	6.3%	3.4%	0.4%	3.8%	0.8%	4.6%
Mar 2021	1.4%	5.8%	3.7%	3.6%	6.1%	6.6%	3.5%	0.4%	3.9%	1.0%	4.9%
Feb 2021	1.8%	7.6%	4.5%	4.6%	7.9%	9.0%	3.8%	0.5%	4.3%	2.2%	6.4%
Jan 2021	4.3%	11.5%	6.3%	6.5%	11.3%	11.7%	3.9%	0.4%	4.3%	5.1%	9.3%
2020	2.3%	7.1%	4.5%	4.7%	7.3%	7.9%	4.1%	0.4%	4.5%	1.6%	6.1%
Dec 2020	2.3%	7.2%	4.0%	4.7%	6.9%	7.6%	3.9%	0.4%	4.3%	1.7%	5.9%
Nov 2020	2.1%	6.7%	3.7%	4.5%	6.8%	7.1%	3.7%	0.3%	4.0%	1.5%	5.5%
Oct 2020	2.2%	7.0%	4.5%	4.5%	7.1%	7.7%	3.9%	0.4%	4.3%	1.6%	5.9%
Sep 2020	1.9%	6.6%	4.4%	4.5%	6.9%	7.3%	4.1%	0.4%	4.5%	1.1%	5.6%
Aug 2020	1.5%	5.7%	3.8%	4.2%	6.6%	6.9%	4.0%	0.4%	4.4%	0.7%	5.1%
Jul 2020	1.2%	5.4%	3.5%	3.7%	6.4%	6.5%	3.8%	0.4%	4.1%	0.6%	4.7%
Jun 2020	1.3%	5.7%	3.2%	3.7%	6.4%	6.6%	3.6%	0.3%	3.9%	0.9%	4.8%
May 2020	2.3%	8.3%	4.4%	4.5%	8.0%	9.5%	4.1%	0.3%	4.3%	2.4%	6.8%
Apr 2020	5.5%	13.4%	7.3%	6.5%	11.1%	13.1%	4.4%	0.4%	4.8%	5.6%	10.4%
Mar 2020	4.8%	8.7%	6.9%	6.6%	8.6%	9.1%	4.5%	0.4%	4.9%	2.9%	7.8%
Feb 2020	1.5%	5.0%	3.8%	4.7%	6.3%	6.2%	4.2%	0.5%	4.8%		4.8%
Jan 2020	1.4%	5.4%	4.2%	5.0%	6.6%	6.8%	4.6%	0.6%	5.2%		5.2%
2019	1.3%	5.1%	3.7%	4.4%	5.9%	6.0%	4.1%	0.5%	4.7%		4.7%
Dec 2019	1.6%	5.6%	4.2%	5.0%	6.4%	6.2%	4.5%	0.7%	5.1%		5.1%
Nov 2019	1.3%	5.3%	3.7%	4.6%	6.0%	6.0%	4.2%	0.6%	4.8%		4.8%
Oct 2019	1.3%	5.3%	3.7%	4.5%	5.9%	6.2%	4.3%	0.5%	4.8%		4.8%
Sep 2019	1.3%	5.0%	3.8%	4.5%	6.1%	5.9%	4.2%	0.5%	4.7%		4.7%
Aug 2019	1.3%	4.9%	3.7%	4.4%	5.7%	6.1%	4.2%	0.4%	4.6%		4.6%
Jul 2019	1.2%	4.8%	3.6%	4.2%	5.6%	6.0%	4.1%	0.4%	4.5%		4.5%
Jun 2019	1.4%	4.8%	3.6%	3.9%	5.8%	6.1%	4.0%	0.5%	4.5%		4.5%
May 2019	1.3%	4.8%	3.6%	3.9%	5.4%	5.7%	3.9%	0.5%	4.4%		4.4%
Apr 2019	1.4%	4.7%	3.5%	4.0%	5.6%	5.8%	3.9%	0.5%	4.4%		4.4%
Mar 2019	1.2%	4.6%	3.6%	4.3%	5.9%	5.6%	3.9%	0.5%	4.4%		4.4%
Feb 2019	1.4%	5.5%	3.6%	4.7%	5.8%	5.9%	4.1%	0.7%	4.8%		4.8%
Jan 2019	1.2%	5.4%	3.9%	5.0%	6.3%	6.4%	4.3%	0.6%	4.9%		4.9%
2018	1.2%	4.9%	3.6%	4.4%	5.8%	6.0%	4.1%	0.5%	4.6%		4.6%

Service

Year/ month	NAS	Acute	Acute Services absence rate	CHWB	Mental Health	Primary Care	Disabilities	Older People	Community Services absence rate	H&WB	Corporate	HBS	HWB, Corporate & National absence rate	Certified absence	Self- certified absence	Non Covid-19 absence	Covid-19 absence	Total absence rate
2021	6.9%	6.4%	6.4%	4.6%	5.4%	4.7%	6.7%	9.3%	6.5%	4.6%	3.3%	3.8%	3.5%	3.6%	0.4%	4.0%	2.3%	6.3%
Apr 2021	5.9%	4.4%	4.5%	4.2%	4.0%	3.6%	5.1%	6.9%	4.9%	4.0%	2.7%	3.7%	3.0%	3.4%	0.4%	3.8%	0.8%	4.6%
Mar 2021	5.1%	4.8%	4.8%	4.2%	4.5%	3.7%	5.5%	7.1%	5.2%	5.0%	2.8%	3.1%	3.0%	3.5%	0.4%	3.9%	1.0%	4.9%
Feb 2021	6.5%	6.3%	6.3%	4.3%	5.4%	4.7%	6.9%	10.8%	6.8%	4.9%	3.3%	3.8%	3.5%	3.8%	0.5%	4.3%	2.2%	6.4%
Jan 2021	9.7%	9.9%	9.9%	5.9%	7.8%	6.8%	9.4%	12.4%	9.0%	4.9%	4.3%	4.6%	4.4%	3.9%	0.4%	4.3%	5.1%	9.3%
2020	7.3%	6.0%	6.1%	4.1%	5.6%	5.4%	6.2%	8.3%	6.3%	4.5%	4.0%	3.6%	3.9%	4.1%	0.4%	4.5%	1.6%	6.1%
Dec 2020	7.6%	6.0%	6.1%	6.1%	5.6%	4.8%	5.5%	8.1%	5.9%	5.5%	4.4%	3.9%	4.4%	3.9%	0.4%	4.3%	1.7%	5.9%
Nov 2020	6.5%	5.8%	5.8%	4.2%	5.1%	4.5%	5.1%	7.4%	5.4%	4.0%	4.6%	2.9%	4.3%	3.7%	0.3%	4.0%	1.5%	5.5%
Oct 2020	7.8%	6.0%	6.1%	3.5%	5.3%	5.4%	6.1%	7.7%	6.1%	5.2%	3.5%	3.0%	3.5%	3.9%	0.4%	4.3%	1.6%	5.9%
Sep 2020	6.9%	5.5%	5.6%	3.3%	5.4%	5.2%	5.8%	7.7%	6.0%	4.4%	4.0%	2.8%	3.8%	4.1%	0.4%	4.5%	1.1%	5.6%
Aug 2020	6.4%	4.9%	4.9%	2.7%	4.9%	4.9%	5.3%	7.3%	5.5%	2.7%	3.1%	3.2%	3.1%	4.0%	0.4%	4.4%	0.7%	5.1%
Jul 2020	5.5%	4.5%	4.5%	3.6%	4.5%	4.4%	5.3%	6.7%	5.2%	3.9%	2.9%	3.0%	2.9%	3.8%	0.4%	4.1%	0.6%	4.7%
Jun 2020	6.8%	4.7%	4.7%	3.3%	4.4%	4.2%	5.0%	7.1%	5.1%	4.5%	2.8%	2.4%	2.8%	3.6%	0.3%	3.9%	0.9%	4.8%
May 2020	9.0%	6.6%	6.7%	3.8%	6.2%	4.9%	7.2%	10.8%	7.3%	4.4%	3.1%	2.8%	3.1%	4.1%	0.3%	4.3%	2.4%	6.8%
Apr 2020	9.3%	11.1%	11.0%	7.6%	8.3%	7.9%	10.9%	14.2%	10.4%	4.6%	4.2%	4.5%	4.3%	4.4%	0.4%	4.8%	5.6%	10.4%
Mar 2020	8.4%	7.8%	7.8%	6.5%	7.7%	8.0%	8.0%	8.8%	8.1%	5.7%	5.5%	5.6%	5.5%	4.5%	0.4%	4.9%	2.9%	7.8%
Feb 2020	7.2%	4.4%	4.5%	2.3%	4.5%	4.9%	5.0%	6.4%	5.2%	4.8%	4.5%	4.5%	4.5%	4.2%	0.5%	4.8%		4.8%
Jan 2020	6.6%	4.8%	4.9%	1.0%	5.0%	5.3%	5.6%	6.8%	5.7%	4.1%	4.6%	5.5%	4.7%	4.6%	0.6%	5.2%		5.2%
2019	6.6%	4.3%	4.4%		4.7%	4.7%	4.9%	5.9%	5.0%	4.4%	4.7%	4.0%	4.6%	4.1%	0.5%	4.7%		4.7%
Dec 2019	7.6%	4.8%	4.9%		5.4%	5.5%	4.9%	6.8%	5.5%	3.7%	5.8%	3.8%	5.3%	4.5%	0.7%	5.1%		5.1%
Nov 2019	6.2%	4.5%	4.6%		4.6%	5.0%	5.0%	6.1%	5.2%	4.2%	4.7%	2.5%	4.2%	4.2%	0.6%	4.8%		4.8%
Oct 2019	7.0%	4.4%	4.5%		4.4%	4.9%	5.2%	6.2%	5.2%	3.6%	4.5%	3.0%	4.1%	4.3%	0.5%	4.8%		4.8%
Sep 2019	7.0%	4.3%	4.4%		4.8%	4.7%	4.9%	5.8%	5.0%	5.8%	4.3%	4.8%	4.6%	4.2%	0.5%	4.7%		4.7%
Aug 2019	6.7%	4.2%	4.3%		4.8%	4.8%	5.0%	5.9%	5.1%	5.1%	4.5%	3.8%	4.4%	4.2%	0.4%	4.6%		4.6%
Jul 2019	7.2%	4.1%	4.2%		4.8%	4.4%	4.8%	5.7%	4.9%	4.9%	4.4%	4.9%	4.5%	4.1%	0.4%	4.5%		4.5%
Jun 2019	6.2%	4.2%	4.3%		4.6%	4.4%	4.8%	5.8%	4.9%	5.4%	4.3%	3.8%	4.3%	4.0%	0.5%	4.5%		4.5%
May 2019	5.9%	4.0%	4.1%		4.4%	4.5%	4.9%	5.5%	4.8%	3.1%	4.0%	2.8%	3.7%	3.9%	0.5%	4.4%		4.4%
Apr 2019	5.2%	4.1%	4.1%		4.4%	4.5%	4.7%	5.7%	4.8%	4.4%	4.4%	3.2%	4.3%	3.9%	0.5%	4.4%		4.4%
Mar 2019	5.9%	4.1%	4.1%		4.6%	4.5%	4.5%	5.6%	4.8%	4.0%	4.9%	5.2%	4.9%	3.9%	0.5%	4.4%		4.4%
Feb 2019	6.4%	4.6%	4.6%		4.6%	5.0%	4.7%	6.1%	5.0%	4.1%	5.4%	5.0%	5.2%	4.1%	0.7%	4.8%		4.8%
Jan 2019	7.6%	4.7%	4.8%		5.2%	4.2%	5.2%	6.1%	5.1%	4.7%	5.5%	4.9%	5.3%	4.3%	0.6%	4.9%		4.9%



HG & CHO

Year/ month	NAS	CHI	DMLHG	IEHG	RCSI	Saolta	SSWHG	ULHG	other Acute	Acute Services absence rate	CHO 1	CHO 2	CHO 3	CHO 4	CHO 5	CHO 6	CHO 7	CHO 8	CHO 9	other Comm.	Community Services absence rate	H&WB	Corp	HBS	HWB, Corporate & National absence rate	Certified absence	Self-certified absence	Non Covid-19 absence	Covid-19 absence	Total absence rate
2021	6.9%	5.1%	6.2%	5.7%	7.0%	6.5%	6.2%	8.9%	4.3%	6.4%	7.9%	5.3%	6.5%	6.0%	7.4%	6.2%	6.7%	7.2%	5.7%	4.6%	6.5%	4.6%	3.3%	3.8%	3.5%	3.6%	0.4%	4.0%	2.3%	6.3%
Apr 2021	5.9%	4.3%	4.7%	3.9%	4.4%	4.4%	4.3%	5.6%	3.6%	4.5%	6.0%	3.4%	5.1%	4.5%	5.3%	4.5%	5.4%	5.8%	4.3%	2.7%	4.9%	4.0%	2.7%	3.7%	3.0%	3.4%	0.4%	3.8%	0.8%	4.6%
Mar 2021	5.1%	4.1%	4.9%	4.3%	5.2%	4.6%	4.8%	6.5%	2.9%	4.8%	6.4%	4.1%	5.5%	4.8%	5.9%	4.6%	5.4%	5.7%	4.6%	3.9%	5.2%	5.0%	2.8%	3.1%	3.0%	3.5%	0.4%	3.9%	1.0%	4.9%
Feb 2021	6.5%	4.5%	6.4%	5.6%	7.0%	6.5%	5.7%	9.4%	5.0%	6.3%	7.8%	6.3%	6.5%	6.9%	7.7%	6.4%	6.7%	7.7%	6.0%	4.7%	6.8%	4.9%	3.3%	3.8%	3.5%	3.8%	0.5%	4.3%	2.2%	6.4%
Jan 2021	9.7%	7.6%	8.8%	9.1%	11.6%	10.5%	9.5%	14.1%	5.4%	9.9%	11.5%	7.8%	9.0%	7.7%	10.5%	9.5%	9.4%	9.4%	7.9%	7.2%	9.0%	4.9%	4.3%	4.6%	4.4%	3.9%	0.4%	4.3%	5.1%	9.3%
2020	7.3%	5.7%	6.4%	5.6%	6.3%	5.7%	5.5%	8.2%	5.2%	6.1%	7.2%	4.8%	6.7%	5.1%	6.3%	5.9%	8.0%	7.4%	5.9%	4.7%	6.3%	4.5%	4.0%	3.6%	3.9%	4.1%	0.4%	4.5%	1.6%	6.1%
Dec 2020	7.6%	5.7%	6.1%	5.3%	6.6%	6.8%	5.4%	7.3%	3.2%	6.1%	7.3%	4.6%	6.3%	4.0%	7.1%	5.4%	7.0%	6.8%	4.9%	7.4%	5.9%	5.5%	4.4%	3.9%	4.4%	3.9%	0.4%	4.3%	1.7%	5.9%
Nov 2020	6.5%	4.9%	6.4%	4.8%	6.2%	5.7%	5.0%	8.9%	4.1%	5.8%	6.7%	4.3%	5.9%	4.5%	5.8%	4.5%	6.4%	6.1%	4.2%	4.4%	5.4%	4.0%	4.6%	2.9%	4.3%	3.7%	0.3%	4.0%	1.5%	5.5%
Oct 2020	7.8%	5.7%	6.4%	4.8%	6.9%	5.4%	6.4%	7.2%	4.7%	6.1%	8.0%	4.8%	6.4%	5.1%	6.2%	4.8%	7.9%	7.2%	4.7%	5.1%	6.1%	5.2%	3.5%	3.0%	3.5%	3.9%	0.4%	4.3%	1.6%	5.9%
Sep 2020	6.9%	5.7%	6.3%	4.6%	6.0%	5.1%	5.0%	7.3%	6.1%	5.6%	7.4%	4.4%	6.8%	4.7%	5.4%	5.2%	7.6%	7.2%	5.1%	4.3%	6.0%	4.4%	4.0%	2.8%	3.8%	4.1%	0.4%	4.5%	1.1%	5.6%
Aug 2020	6.4%	4.7%	5.1%	5.3%	4.2%	4.4%	4.4%	7.7%	4.1%	4.9%	6.7%	3.8%	6.9%	4.7%	5.8%	4.9%	6.7%	6.4%	4.8%	4.5%	5.5%	2.7%	3.1%	3.2%	3.1%	4.0%	0.4%	4.4%	0.7%	5.1%
Jul 2020	5.5%	4.6%	4.7%	4.4%	4.1%	4.3%	4.1%	6.9%	3.5%	4.5%	6.0%	3.5%	5.6%	4.0%	5.6%	5.0%	6.8%	6.3%	4.8%	3.6%	5.2%	3.9%	2.9%	3.0%	2.9%	3.8%	0.4%	4.1%	0.6%	4.7%
Jun 2020	6.8%	4.3%	4.7%	4.5%	4.7%	4.5%	4.3%	6.7%	3.7%	4.7%	5.8%	3.4%	5.8%	4.5%	5.4%	4.7%	6.3%	6.1%	4.6%	3.8%	5.1%	4.5%	2.8%	2.4%	2.8%	3.6%	0.3%	3.9%	0.9%	4.8%
May 2020	9.0%	5.2%	7.5%	6.9%	6.8%	6.0%	5.4%	9.0%	5.7%	6.7%	7.5%	5.2%	7.2%	6.9%	6.5%	6.8%	9.4%	8.4%	7.2%	5.1%	7.3%	4.4%	3.1%	2.8%	3.1%	4.1%	0.3%	4.3%	2.4%	6.8%
Apr 2020	9.3%	8.9%	12.1%	10.8%	14.2%	9.3%	9.2%	13.4%	8.5%	11.0%	10.1%	7.5%	8.2%	9.2%	8.9%	11.7%	15.4%	11.8%	10.9%	6.4%	10.4%	4.6%	4.2%	4.5%	4.3%	4.4%	0.4%	4.8%	5.6%	10.4%
Mar 2020	8.4%	8.7%	8.3%	6.9%	7.6%	7.5%	7.4%	10.4%	7.6%	7.8%	8.8%	6.7%	8.6%	5.7%	7.0%	8.1%	10.8%	8.7%	9.1%	6.1%	8.1%	5.7%	5.5%	5.6%	5.5%	4.5%	0.4%	4.9%	2.9%	7.8%
Feb 2020	7.2%	4.5%	4.3%	4.1%	4.1%	4.4%	4.5%	6.4%	4.6%	4.5%	5.6%	4.1%	5.8%	4.4%	5.5%	4.9%	5.6%	6.3%	5.1%	2.6%	5.2%	4.8%	4.5%	4.5%	4.5%	4.2%	0.5%	4.8%		4.8%
Jan 2020	6.6%	4.7%	4.8%	4.3%	4.4%	5.0%	4.8%	7.3%	6.2%	4.9%	6.1%	5.0%	6.6%	4.4%	6.3%	5.3%	6.4%	7.1%	5.3%	2.4%	5.7%	4.1%	4.6%	5.5%	4.7%	4.6%	0.6%	5.2%		5.2%
2019	6.6%	4.2%	4.3%	3.8%	4.0%	4.6%	4.4%	6.3%	3.9%	4.4%	6.4%	4.5%	5.4%	4.0%	5.4%	4.6%	5.3%	5.8%	4.5%		5.0%	4.4%	4.7%	4.0%	4.6%	4.1%	0.5%	4.7%		4.7%
Dec 2019	7.6%	5.3%	4.9%	4.2%	4.3%	4.9%	4.7%	7.4%	4.5%	4.9%	6.4%	5.0%	5.0%	4.4%	6.6%	4.3%	5.8%	6.6%	5.2%		5.5%	3.7%	5.8%	3.8%	5.3%	4.5%	0.7%	5.1%		5.1%
Nov 2019	6.2%	4.6%	4.4%	3.9%	4.3%	4.8%	4.5%	6.4%	4.3%	4.6%	5.7%	4.6%	5.5%	4.5%	5.6%	4.4%	5.4%	6.1%	4.7%		5.2%	4.2%	4.7%	2.5%	4.2%	4.2%	0.6%	4.8%		4.8%
Oct 2019	7.0%	4.4%	4.2%	3.9%	4.0%	4.8%	4.4%	6.8%	3.3%	4.5%	5.2%	4.9%	5.9%	4.4%	5.4%	4.9%	5.7%	6.3%	4.8%		5.2%	3.6%	4.5%	3.0%	4.1%	4.3%	0.5%	4.8%		4.8%
Sep 2019	7.0%	4.3%	4.0%	4.1%	4.1%	4.6%	4.3%	6.3%	3.5%	4.4%	5.9%	4.4%	4.8%	4.2%	5.4%	4.8%	5.5%	5.6%	4.8%		5.0%	5.8%	4.3%	4.8%	4.6%	4.2%	0.5%	4.7%		4.7%
Aug 2019	6.7%	3.8%	4.2%	3.5%	3.9%	4.6%	4.2%	6.4%	3.8%	4.3%	6.8%	4.5%	5.8%	3.7%	5.3%	4.6%	5.5%	6.1%	4.7%		5.1%	5.1%	4.5%	3.8%	4.4%	4.2%	0.4%	4.6%		4.6%
Jul 2019	7.2%	3.6%	3.9%	3.6%	3.6%	4.8%	4.4%	6.1%	4.6%	4.2%	6.7%	3.9%	5.6%	3.8%	4.9%	5.0%	5.3%	5.6%	4.2%		4.9%	4.9%	4.4%	4.9%	4.5%	4.1%	0.4%	4.5%		4.5%
Jun 2019	6.2%	3.8%	4.0%	3.7%	4.3%	4.3%	4.5%	6.0%	3.1%	4.3%	6.7%	4.3%	5.5%	3.5%	5.0%	4.6%	5.5%	5.5%	4.1%		4.9%	5.4%	4.3%	3.8%	4.3%	4.0%	0.5%	4.5%		4.5%
May 2019	5.9%	3.7%	3.9%	3.3%	3.9%	4.3%	4.5%	5.8%	3.1%	4.1%	6.1%	4.2%	5.5%	3.8%	5.2%	4.6%	5.2%	5.3%	4.2%		4.8%	3.1%	4.0%	2.8%	3.7%	3.9%	0.5%	4.4%		4.4%
Apr 2019	5.2%	3.9%	4.2%	3.5%	3.9%	4.2%	4.2%	5.8%	4.1%	4.1%	6.1%	4.5%	5.5%	3.8%	5.2%	4.3%	5.2%	5.1%	3.9%		4.8%	4.4%	4.4%	3.2%	4.3%	3.9%	0.5%	4.4%		4.4%
Mar 2019	5.9%	4.4%	3.9%	3.7%	3.8%	4.0%	4.1%	5.8%	4.1%	4.1%	6.4%	4.2%	5.1%	3.6%	4.9%	4.3%	5.0%	5.2%	4.6%		4.8%	4.0%	4.9%	5.2%	4.9%	3.9%	0.5%	4.4%		4.4%
Feb 2019	6.4%	4.8%	4.7%	3.9%	4.3%	4.7%	4.3%	6.8%	4.3%	4.6%	7.0%	4.5%	5.2%	4.0%	5.3%	4.4%	5.1%	5.7%	4.3%		5.0%	4.1%	5.4%	5.0%	5.2%	4.1%	0.7%	4.8%		4.8%
Jan 2019	7.6%	4.2%	4.7%	4.0%	4.2%	5.2%	4.8%	6.6%	4.6%	4.8%	7.5%	4.7%	5.3%	4.3%	5.5%	4.4%	4.7%	6.2%	4.0%		5.1%	4.7%	5.5%	4.9%	5.3%	4.3%	0.6%	4.9%		4.9%
2018	6.3%	4.1%	4.2%	3.8%	4.1%	4.3%	4.1%	6.0%	4.1%	4.3%	6.5%	4.4%	5.8%	4.0%	5.5%	4.5%	4.8%	5.9%	4.4%		5.1%	4.4%	4.4%	5.1%	4.5%	4.1%	0.5%	4.6%		4.6%
Dec 2018	6.4%	4.3%	4.6%	4.0%	4.2%	4.4%	4.6%	6.2%	5.5%	4.5%	7.1%	4.4%	5.0%	3.9%	5.4%	4.3%	4.9%	5.8%	4.6%		5.0%	3.6%	5.4%	4.6%	5.0%	4.2%	0.6%	4.8%		4.8%
Nov 2018	5.8%	4.2%	4.3%	3.9%	4.0%	4.4%	4.2%	5.7%	3.7%	4.3%	6.4%	3.8%	5.6%	3.7%	5.0%	4.4%	4.8%	6.0%	4.5%		4.9%	4.5%	4.5%	4.2%	4.5%	4.0%	0.5%	4.5%		4.5%
Oct 2018	5.9%	4.9%	4.4%	3.9%	4.5%	4.6%	4.4%	6.9%	3.2%	4.6%	7.2%	5.0%	6.5%	4.2%	5.1%	4.4%	5.1%	6.8%	5.1%		5.5%	3.8%	4.8%	4.8%	4.7%	4.4%	0.5%	5.0%		5.0%
Sep 2018	5.3%	3.7%	4.1%	3.9%	3.8%	4.1%	4.0%	6.0%	3.5%	4.1%	6.2%	4.6%	5.5%	4.0%	5.2%	4.6%	4.1%	5.7%	4.4%		4.9%	4.1%	4.6%	4.8%	4.6%	4.0%	0.5%	4.5%		4.5%
Aug 2018	6.8%	3.8%	4.2%	3.6%	3.8%	4.2%	3.9%	6.0%	4.1%	4.1%	6.5%	4.4%	5.5%	3.7%	6.1%	4.8%	4.7%	5.8%	4.0%		4.9%	3.1%	4.3%	4.6%	4.3%	4.1%	0.4%	4.5%		4.5%
Jul 2018	6.7%	3.5%	3.8%	3.5%	3.8%	4.2%	3.6%	5.8%	3.8%	4.0%	6.2%	4.3%	5.8%	3.8%	5.6%	4.3%	4.8%	5.3%	4.0%		4.8%	3.8%	4.7%	4.3%	4.5%	3.9%	0.4%	4.3%		4.3%
Jun 2018	6.2%	3.5%	3.9%	3.5%	3.6%	3.8%	3.7%	5.5%	4.1%	3.9%	6.0%	3.8%	5.5%	3.8%	5.1%	4.2%	4.6%	5.3%	4.0%		4.7%	3.5%	3.9%	5.1%	4.1%	3.8%	0.4%	4.2%		4.2%
May 2018	6.2%	3.8%	3.8%	3.4%	3.7%	4.1%	3.8%	5.1%	4.7%	3.9%	5.9%	3.3%	5.3%	3.9%	5.1%	4.1%	4.7%	5.7%	4.0%		4.6%	3.9%	3.6%	5.3%	4.0%	3.8%	0.4%	4.2%		4.2%
Apr 2018	5.8%	3.2%	3.7%	3.7%	4.0%	4.2%	3.7%	5.5%	3.4%	4.0%	5.9%	3.7%	5.3%	4.0%	4.9%	4.3%	4.3%	5.1%	3.6%		4.5%	4.1%	4.1%	4.9%	4.2%	3.8%	0.4%	4.2%		4.2%
Mar 2018	6.2%	4.0%	3.8%	3.7%	4.0%	4.2%	3.8%	6.0%	3.1%	4.1%	6.1%	4.5%	6.0%	4.2%	5.4%	4.2%	4.7%	5.8%	4.2%		5.0%	4.8%	3.3%	5.4%	3.8%	4.0%	0.5%	4.4%		4.4%
Feb 2018	6.2%	4.6%	4.5%	4.2%	4.6%	4.3%	4.4%	6.4%	4.5%	4.6%	6.7%	4.9%	6.4%	4.8%	6.0%	5.0%	5.4%	6.3%	5.2%		5.6%	5.6%	3.5%	5.9%	4.1%	4.4%	0.6%	5.0%		5.0%
Jan 2018	7.5%	5.2%	5.3%	4.6%	5.3%	5.2%	5.0%	6.6%	6.0%	5.2%	8.0%	5.6%	6.7%				5.7%	7.2%	6.0%		6.2%	7.6%	5.3%	7.2%	5.9%	5.0%	0.7%	5.7%		5.7%

