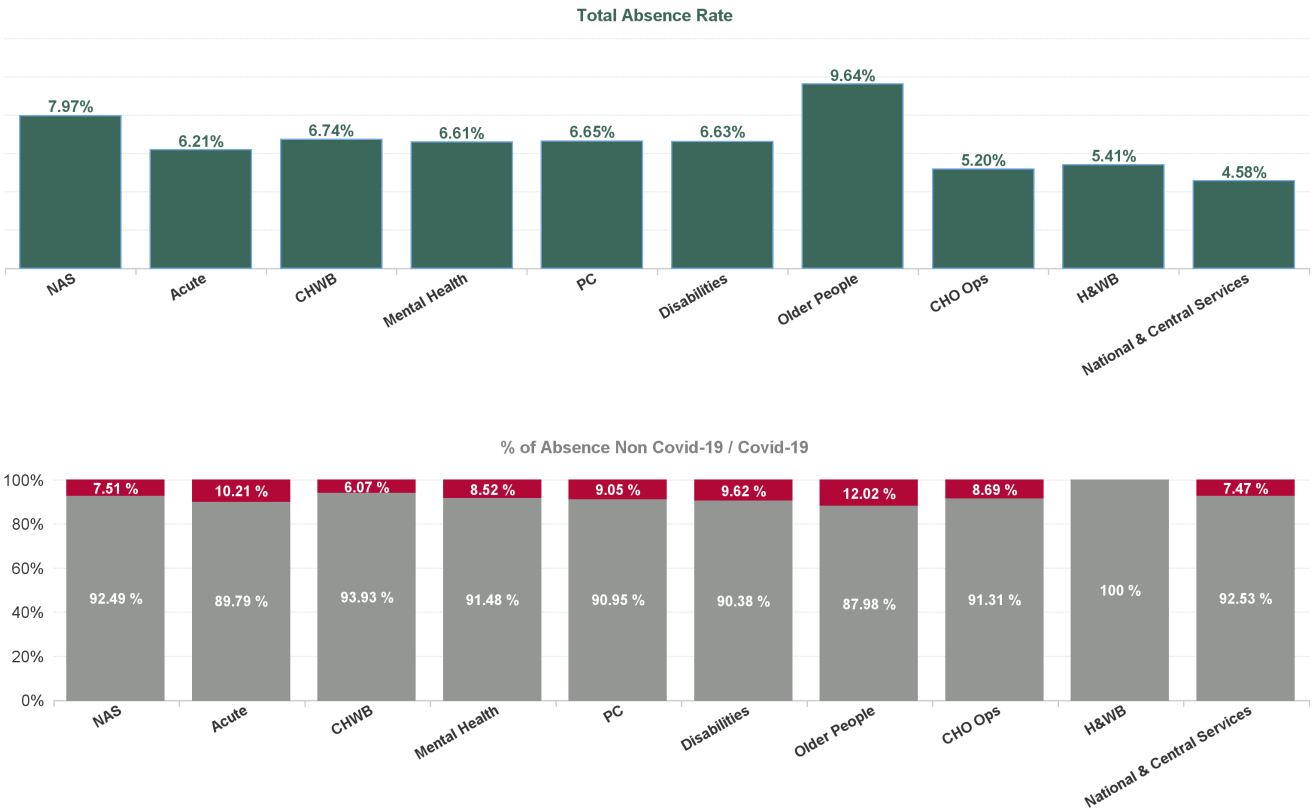


January 2024

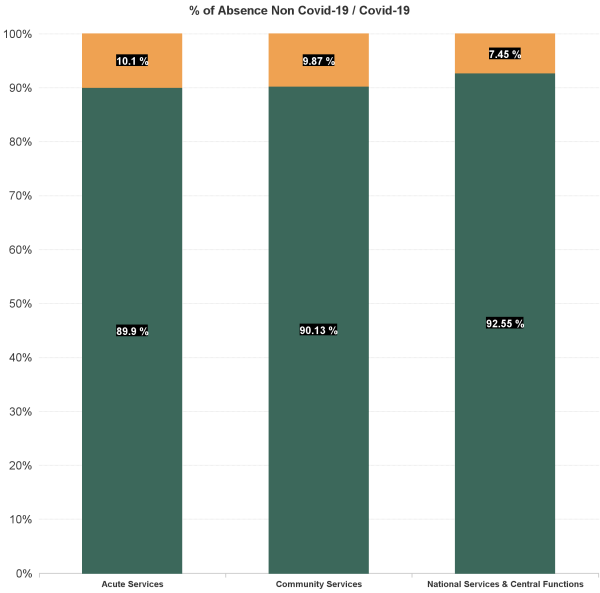
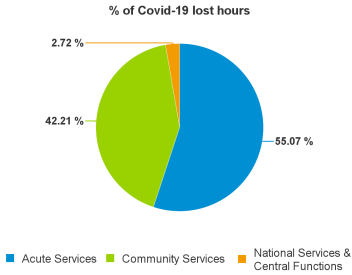
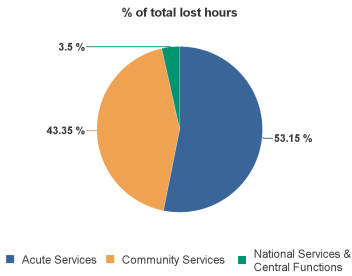
Health Service Absence Rate - by Staff Category: Jan 2024	Certified absence	Self-certified absence	Non Covid-19 absence	Covid-19 absence	Total absence rate	% Non Covid-19 absence	% Covid-19 absence
Total	5.15%	0.74%	5.88%	0.65%	6.53%	90.10%	9.90%
Medical & Dental	1.12%	0.30%	1.42%	0.19%	1.61%	87.95%	12.05%
Nursing & Midwifery	5.55%	0.99%	6.54%	0.71%	7.25%	90.16%	9.84%
Health & Social Care Professionals	4.29%	0.60%	4.89%	0.61%	5.50%	88.91%	11.09%
Management & Administrative	4.82%	0.51%	5.32%	0.51%	5.84%	91.18%	8.82%
General Support	6.83%	0.70%	7.54%	0.78%	8.32%	90.59%	9.41%
Patient & Client Care	6.83%	0.85%	7.69%	0.86%	8.55%	89.93%	10.07%

Health Service Absence Rate - by Care Group: Jan 2024	Certified absence	Self-certified absence	Non Covid-19 absence	Covid-19 absence	Total absence rate	% Non Covid-19 absence	% Covid-19 absence
Total	5.15%	0.74%	5.88%	0.65%	6.53%	90.10%	9.90%
Ambulance Services	6.71%	0.66%	7.37%	0.60%	7.97%	92.49%	7.51%
Acute Hospital Services	4.75%	0.83%	5.57%	0.63%	6.21%	89.79%	10.21%
Acute Services	4.81%	0.82%	5.63%	0.63%	6.26%	89.90%	10.10%
Community Health & Wellbeing	5.68%	0.65%	6.33%	0.41%	6.74%	93.93%	6.07%
Primary Care	5.49%	0.55%	6.04%	0.60%	6.65%	90.95%	9.05%
Disabilities	5.30%	0.70%	5.99%	0.64%	6.63%	90.38%	9.62%
Mental Health	5.44%	0.60%	6.04%	0.56%	6.61%	91.48%	8.52%
Older People	7.67%	0.81%	8.48%	1.16%	9.64%	87.98%	12.02%
CHO Operations	4.31%	0.44%	4.75%	0.45%	5.20%	91.31%	8.69%
Community Services	5.80%	0.66%	6.46%	0.71%	7.17%	90.13%	9.87%
National Services & Central Functions	3.85%	0.39%	4.24%	0.34%	4.58%	92.59%	7.41%



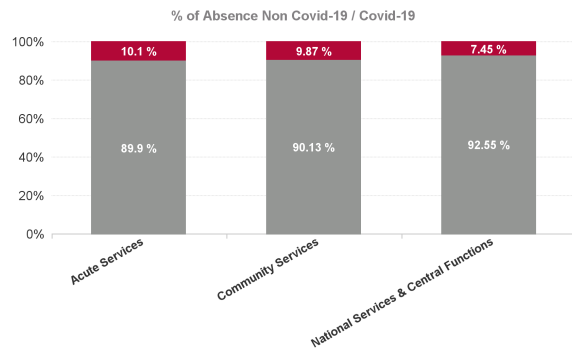
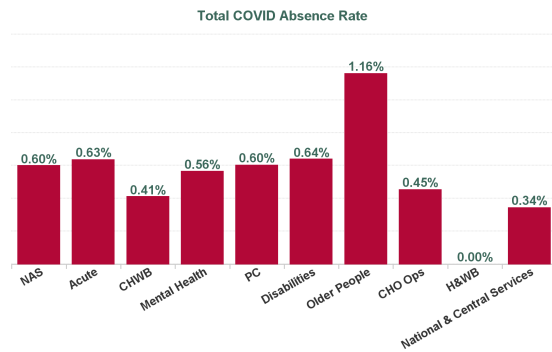
January 2024

Health Service Absence Rate - by Care Group : Jan 2024	Certified absence	Self-certified absence	Non Covid-19 absence	Covid-19 absence	Total absence rate	Medical & Dental	Nursing & Midwifery	Health & Social Care Professionals	Management & Administrative	General Support	Patient & Client Care
Total	5.15%	0.74%	5.88%	0.65%	6.53%	1.61%	7.25%	5.50%	5.84%	8.32%	8.55%
Ambulance Services	6.71%	0.66%	7.37%	0.60%	7.97%	0.00%	6.22%	2.75%	2.87%	41.89%	8.36%
Acute Hospital Services	4.75%	0.83%	5.57%	0.63%	6.21%	1.24%	7.03%	5.42%	6.17%	8.64%	9.23%
Acute Services	4.81%	0.82%	5.63%	0.63%	6.26%	1.24%	7.03%	5.41%	6.12%	8.65%	9.02%
Community Health & Wellbeing	5.68%	0.65%	6.33%	0.41%	6.74%		8.34%	6.98%	8.78%		5.07%
Primary Care	5.49%	0.55%	6.04%	0.60%	6.65%	4.21%	7.55%	5.27%	7.39%	6.35%	7.88%
Disabilities	5.30%	0.70%	5.99%	0.64%	6.63%	2.95%	7.04%	5.64%	3.86%	7.12%	7.40%
Mental Health	5.44%	0.60%	6.04%	0.56%	6.61%	2.66%	6.68%	6.31%	8.04%	8.04%	7.58%
Older People	7.67%	0.81%	8.48%	1.16%	9.64%	1.65%	9.97%	5.56%	6.56%	9.46%	10.75%
CHO Operations	4.31%	0.44%	4.75%	0.45%	5.20%	0.00%	4.07%	3.25%	5.39%	7.69%	0.00%
Community Services	5.80%	0.66%	6.46%	0.71%	7.17%	3.34%	7.65%	5.60%	6.44%	7.99%	8.29%
National Services & Central Functions	3.85%	0.39%	4.24%	0.34%	4.58%	2.85%	7.10%	5.33%	4.35%	4.33%	7.48%



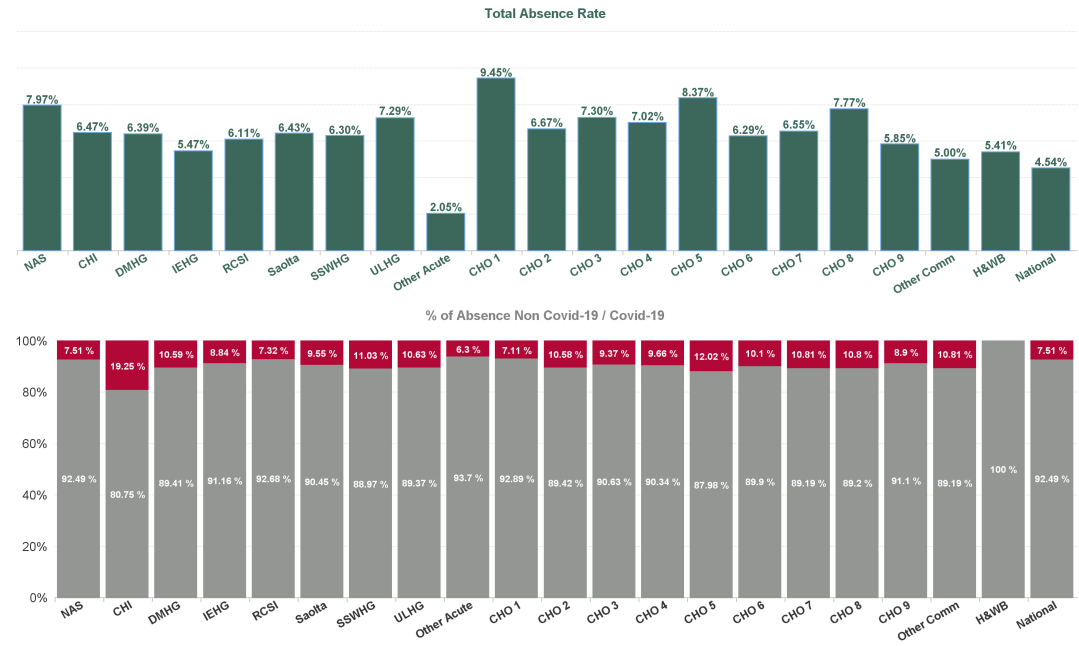
January 2024

Health Service Absence Rate - by Care Group : Jan 2024	Non Covid-19 absence	Covid-19 absence	Total absence rate	Medical & Dental	Nursing & Midwifery	Health & Social Care Professionals	Management & Administrative	General Support	Patient & Client Care
Total	5.88%	0.65%	6.53%	0.19%	0.71%	0.61%	0.51%	0.78%	0.86%
Ambulance Services	7.37%	0.60%	7.97%	0.00%	0.00%	0.00%	0.13%	0.00%	0.64%
Acute Hospital Services	5.57%	0.63%	6.21%	0.16%	0.67%	0.70%	0.65%	0.85%	0.92%
Acute Services	5.63%	0.63%	6.26%	0.16%	0.67%	0.69%	0.64%	0.85%	0.85%
Community Health & Wellbeing	6.33%	0.41%	6.74%		0.00%	0.00%	0.10%		0.70%
Primary Care	6.04%	0.60%	6.65%	0.33%	0.74%	0.51%	0.51%	0.62%	0.85%
Disabilities	5.99%	0.64%	6.63%	0.30%	0.63%	0.62%	0.35%	0.55%	0.71%
Mental Health	6.04%	0.56%	6.61%	0.18%	0.63%	0.52%	0.58%	0.58%	0.62%
Older People	8.48%	1.16%	9.64%	0.23%	1.30%	0.71%	0.67%	0.81%	1.30%
CHO Operations	4.75%	0.45%	5.20%	0.00%	1.20%	0.19%	0.39%	1.18%	0.00%
Community Services	6.46%	0.71%	7.17%	0.25%	0.80%	0.57%	0.49%	0.66%	0.87%
National Services & Central Functions	4.24%	0.34%	4.58%	1.08%	0.54%	0.32%	0.29%	0.40%	0.00%



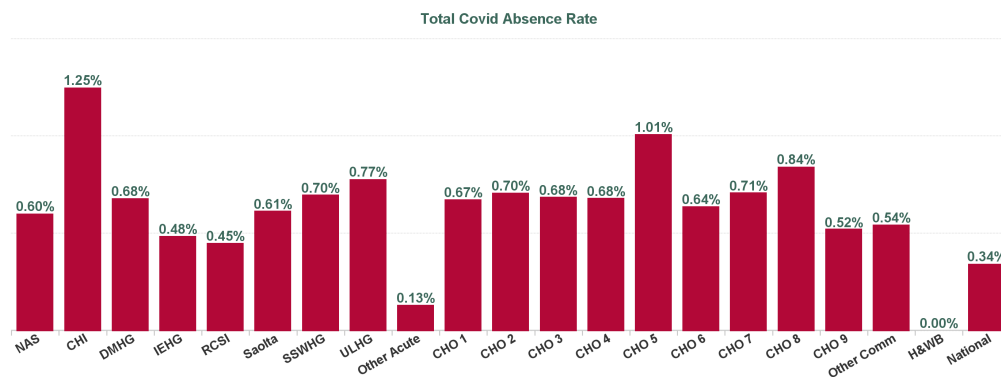
January 2024

Health Service Absence Rate - by HG, CHO/Care Group & Staff Category : Jan 2024	Certified absence	Self-certified absence	Non Covid-19 absence	Covid-19 absence	Total absence rate	Medical & Dental	Nursing & Midwifery	Health & Social Care Professionals	Management & Administrative	General Support	Patient & Client Care
Total	5.15%	0.74%	5.89%	0.65%	6.53%	1.61%	7.25%	5.50%	5.85%	8.32%	8.55%
National Ambulance Service	6.71%	0.66%	7.37%	0.60%	7.97%	0.00%	6.22%	2.75%	2.87%	41.89%	8.36%
Children's Health Ireland	4.62%	0.61%	5.23%	1.25%	6.47%	1.60%	6.98%	6.30%	7.70%	8.63%	10.90%
Dublin Midlands Hospital Group	4.82%	0.90%	5.72%	0.68%	6.39%	1.36%	7.38%	5.21%	6.66%	8.87%	8.60%
Ireland East Hospital Group	4.37%	0.62%	4.99%	0.48%	5.47%	1.28%	5.89%	4.98%	5.28%	7.89%	8.95%
RCSI Hospitals Group	4.84%	0.83%	5.66%	0.45%	6.11%	0.93%	7.31%	4.77%	6.44%	8.03%	8.60%
University of Limerick Hospital Group	5.77%	0.75%	6.51%	0.77%	7.29%	1.21%	7.66%	5.74%	6.54%	11.55%	10.49%
Saolta University Hospital Care Group	4.67%	1.15%	5.81%	0.61%	6.43%	1.03%	7.53%	5.46%	5.55%	9.24%	10.02%
South/South West Hospital Group	4.78%	0.83%	5.61%	0.70%	6.30%	1.42%	7.16%	6.23%	6.48%	7.87%	9.36%
Other Acute Services	1.64%	0.28%	1.92%	0.13%	2.05%	0.00%	5.21%	1.04%	1.52%		
Acute Services	4.81%	0.82%	5.63%	0.63%	6.26%	1.24%	7.03%	5.41%	6.12%	8.65%	9.02%
CHO 1	8.10%	0.67%	8.78%	0.67%	9.45%	1.87%	9.72%	6.54%	6.93%	9.45%	12.19%
CHO 2	5.53%	0.43%	5.96%	0.70%	6.67%	5.19%	6.63%	5.56%	6.71%	4.24%	7.70%
CHO 3	6.04%	0.58%	6.62%	0.68%	7.30%	4.52%	8.13%	5.49%	7.03%	7.06%	7.90%
CHO 4	5.54%	0.80%	6.35%	0.68%	7.02%	2.56%	8.10%	5.86%	5.95%	7.41%	7.56%
CHO 5	6.63%	0.74%	7.36%	1.01%	8.37%	3.09%	9.45%	7.87%	6.99%	10.26%	8.38%
CHO 6	5.02%	0.64%	5.66%	0.64%	6.29%	3.52%	6.44%	5.83%	5.93%	8.57%	6.87%
CHO 7	5.13%	0.71%	5.84%	0.71%	6.55%	3.30%	7.07%	4.35%	5.42%	8.37%	7.75%
CHO 8	6.27%	0.66%	6.93%	0.84%	7.77%	3.28%	8.60%	5.77%	7.03%	7.80%	8.94%
CHO 9	4.69%	0.64%	5.33%	0.52%	5.85%	4.59%	4.88%	5.03%	6.54%	8.04%	7.35%
Other Community Services	3.76%	0.70%	4.46%	0.54%	5.00%	0.63%	6.14%	3.78%	5.29%	5.46%	3.85%
Community Services	5.80%	0.66%	6.46%	0.71%	7.17%	3.34%	7.65%	5.60%	6.44%	7.99%	8.29%
National Services & Central Functions	3.82%	0.39%	4.21%	0.34%	4.55%	2.85%	7.10%	5.33%	4.26%	4.35%	7.48%



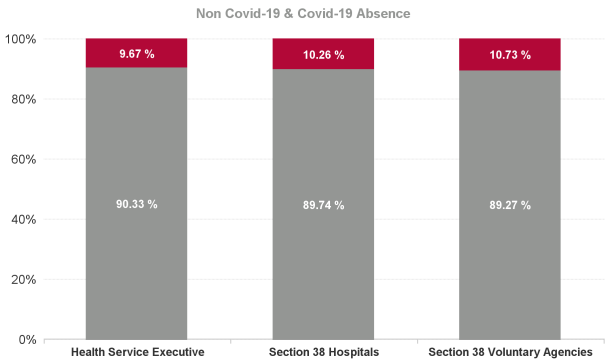
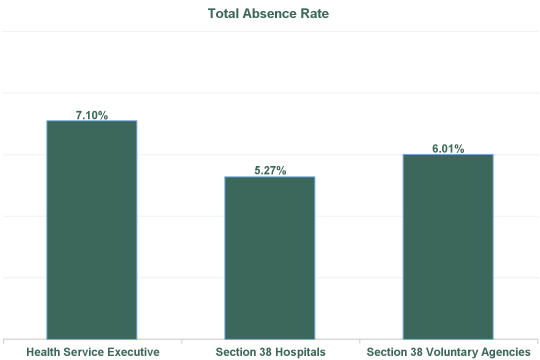
January 2024

Health Service Absence Rate - by HG, CHO/Care Group & Staff Category : Jan 2024	Non Covid-19 absence	Covid-19 absence	Total absence rate	Medical & Dental	Nursing & Midwifery	Health & Social Care Professionals	Management & Administrative	General Support	Patient & Client Care
Total	5.89%	0.65%	6.53%	0.19%	0.71%	0.61%	0.52%	0.78%	0.86%
National Ambulance Service	7.37%	0.60%	7.97%	0.00%	0.00%	0.00%	0.13%	0.00%	0.64%
Children's Health Ireland	5.23%	1.25%	6.47%	0.68%	0.90%	2.22%	1.17%	1.74%	2.25%
Dublin Midlands Hospital Group	5.72%	0.68%	6.39%	0.07%	0.91%	0.43%	0.59%	0.94%	0.87%
Ireland East Hospital Group	4.99%	0.48%	5.47%	0.14%	0.49%	0.42%	0.44%	0.87%	0.76%
RCSI Hospitals Group	5.66%	0.45%	6.11%	0.10%	0.42%	0.49%	0.53%	0.61%	0.75%
University of Limerick Hospital Group	6.51%	0.77%	7.29%	0.14%	0.74%	0.81%	0.85%	1.47%	0.59%
Saolta University Hospital Care Group	5.81%	0.61%	6.43%	0.14%	0.65%	0.86%	0.63%	0.59%	0.92%
South/South West Hospital Group	5.61%	0.70%	6.30%	0.16%	0.78%	0.70%	0.75%	0.67%	1.30%
Other Acute Services	1.92%	0.13%	2.05%	0.00%	0.00%	0.00%	0.19%		
Acute Services	5.63%	0.63%	6.26%	0.16%	0.67%	0.69%	0.64%	0.85%	0.85%
CHO 1	8.78%	0.67%	9.45%	0.09%	0.67%	0.50%	0.45%	0.52%	0.93%
CHO 2	5.96%	0.70%	6.67%	0.00%	1.00%	0.61%	0.42%	0.39%	0.69%
CHO 3	6.62%	0.68%	7.30%	0.40%	0.84%	0.71%	0.36%	0.64%	0.71%
CHO 4	6.35%	0.68%	7.02%	0.14%	0.72%	0.54%	0.52%	0.93%	0.81%
CHO 5	7.36%	1.01%	8.37%	0.66%	1.10%	0.94%	0.59%	0.91%	1.18%
CHO 6	5.66%	0.64%	6.29%	0.00%	0.83%	0.60%	0.39%	0.35%	0.83%
CHO 7	5.84%	0.71%	6.55%	0.26%	0.81%	0.53%	0.62%	0.71%	0.81%
CHO 8	6.93%	0.84%	7.77%	0.14%	0.91%	0.66%	0.54%	0.51%	1.11%
CHO 9	5.33%	0.52%	5.85%	0.53%	0.52%	0.34%	0.46%	0.71%	0.73%
Other Community Services	4.46%	0.54%	5.00%	0.00%	0.57%	0.62%	0.46%	0.54%	0.79%
Community Services	6.46%	0.71%	7.17%	0.25%	0.80%	0.57%	0.49%	0.66%	0.87%
National Services & Central Functions	4.21%	0.34%	4.55%	1.08%	0.54%	0.32%	0.28%	0.40%	0.00%



January 2024

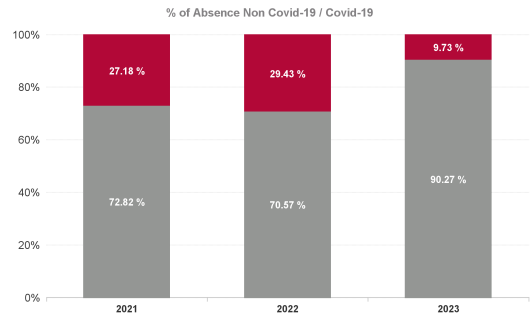
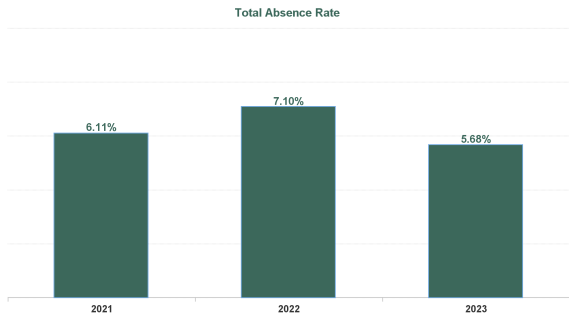
Health Service Absence Rate - by Admin : Jan 2024	Certified absence	Self- certified absence	Non Covid-19 absence	Covid-19 absence	Total absence rate	Medical & Dental	Nursing & Midwifery	Health & Social Care Professionals	Management & Administrative	General Support	Patient & Client Care
Total	5.15%	0.74%	5.88%	0.65%	6.53%	1.61%	7.25%	5.50%	5.84%	8.32%	8.55%
Health Service Executive	5.66%	0.75%	6.41%	0.69%	7.10%	1.87%	8.05%	5.64%	6.05%	8.97%	9.68%
Section 38 Hospitals	4.02%	0.71%	4.73%	0.54%	5.27%	1.07%	5.77%	5.04%	5.73%	7.37%	7.71%
Section 38 Voluntary Agencies	4.67%	0.69%	5.36%	0.64%	6.01%	4.37%	5.83%	5.55%	3.49%	6.77%	6.66%



Year / Month	Certified absence	Self-certified absence	Non Covid-19 absence	Covid-19 absence	Total absence rate	Medical & Dental	Nursing & Midwifery	Health & Social Care Professionals	Management & Administrative	General Support	Patient & Client Care
Jan 2024	5.15%	0.74%	5.88%	0.65%	6.53%	1.61%	7.25%	5.50%	5.84%	8.32%	8.55%
2024	5.15%	0.74%	5.88%	0.65%	6.53%	1.61%	7.25%	5.50%	5.84%	8.32%	8.55%
Dec 2023	4.91%	0.77%	5.69%	0.66%	6.35%	1.65%	7.05%	5.59%	5.55%	7.48%	8.25%
Nov 2023	4.66%	0.65%	5.31%	0.45%	5.76%	1.59%	6.47%	4.73%	4.86%	7.35%	7.76%
Oct 2023	4.58%	0.67%	5.25%	0.56%	5.82%	1.62%	6.54%	4.72%	5.00%	7.76%	7.54%
Sep 2023	4.49%	0.60%	5.09%	0.74%	5.82%	1.54%	6.66%	4.79%	4.83%	7.34%	7.73%
Aug 2023	4.62%	0.60%	5.22%	0.76%	5.98%	1.49%	6.78%	4.81%	4.88%	7.66%	8.09%
Jul 2023	4.33%	0.55%	4.88%	0.39%	5.28%	1.35%	6.07%	4.12%	4.18%	6.94%	7.05%
Jun 2023	4.45%	0.54%	4.99%	0.33%	5.32%	1.55%	6.04%	4.14%	4.30%	6.84%	7.00%
May 2023	4.36%	0.55%	4.91%	0.45%	5.36%	1.47%	6.20%	4.33%	4.25%	6.66%	7.09%
Apr 2023	4.29%	0.57%	4.86%	0.48%	5.34%	1.49%	6.21%	4.09%	4.25%	6.53%	7.07%
Mar 2023	4.30%	0.62%	4.93%	0.53%	5.46%	1.67%	6.02%	4.49%	4.57%	7.12%	7.28%
Feb 2023	4.21%	0.58%	4.80%	0.45%	5.24%	1.41%	5.99%	4.05%	4.43%	6.78%	6.79%
Jan 2023	4.85%	0.67%	5.52%	0.81%	6.33%	1.51%	7.33%	4.97%	5.21%	8.07%	8.17%
2023	4.51%	0.62%	5.12%	0.55%	5.68%	1.53%	6.45%	4.57%	4.70%	7.22%	7.49%
Dec 2022	5.20%	0.87%	6.07%	1.23%	7.30%	2.05%	8.33%	6.01%	6.30%	8.81%	9.15%
Nov 2022	4.40%	0.69%	5.09%	0.74%	5.83%	1.75%	6.61%	4.48%	4.88%	7.55%	7.74%
Oct 2022	4.52%	0.65%	5.17%	0.80%	5.97%	1.82%	6.60%	4.75%	4.85%	7.70%	7.92%
Sep 2022	4.45%	0.61%	5.06%	0.70%	5.75%	1.58%	6.63%	4.30%	4.38%	7.59%	7.82%
Aug 2022	4.49%	0.54%	5.02%	0.81%	5.84%	1.70%	6.61%	4.50%	4.54%	7.56%	7.94%
Jul 2022	4.59%	0.57%	5.16%	1.91%	7.07%	1.99%	7.95%	5.58%	5.54%	8.76%	9.52%
Jun 2022	4.38%	0.62%	4.99%	1.92%	6.91%	2.12%	8.02%	5.71%	5.57%	8.72%	8.52%
May 2022	4.14%	0.60%	4.74%	1.03%	5.77%	1.69%	6.61%	4.37%	4.50%	7.25%	7.87%
Apr 2022	4.36%	0.58%	4.93%	2.53%	7.46%	2.28%	8.73%	5.97%	5.66%	9.20%	9.64%
Mar 2022	4.34%	0.59%	4.93%	4.75%	9.68%	3.45%	11.70%	8.60%	7.95%	10.26%	11.35%
Feb 2022	4.01%	0.54%	4.55%	3.23%	7.78%	2.71%	9.37%	6.80%	5.96%	9.18%	9.24%
Jan 2022	3.94%	0.46%	4.40%	5.37%	9.77%	3.11%	11.35%	8.17%	7.93%	12.13%	11.91%
2022	4.40%	0.61%	5.01%	2.09%	7.10%	2.18%	8.21%	5.76%	5.67%	8.72%	9.06%
Dec 2021	4.38%	0.55%	4.93%	3.00%	7.94%	2.57%	9.21%	6.79%	6.54%	9.62%	9.69%
Nov 2021	4.60%	0.72%	5.32%	2.34%	7.66%	2.43%	8.55%	6.63%	6.80%	9.62%	9.48%
Oct 2021	4.47%	0.61%	5.08%	1.48%	6.55%	2.27%	7.38%	5.41%	5.38%	8.32%	8.25%
Sep 2021	4.27%	0.52%	4.78%	1.07%	5.85%	2.01%	6.76%	4.45%	4.65%	7.46%	7.64%
Aug 2021	4.22%	0.49%	4.70%	1.09%	5.79%	1.85%	6.65%	4.40%	4.62%	6.91%	7.77%
Jul 2021	3.95%	0.45%	4.41%	0.71%	5.12%	1.34%	5.81%	3.92%	4.11%	6.51%	6.87%
Jun 2021	3.70%	0.45%	4.16%	0.56%	4.72%	1.25%	5.45%	3.51%	3.55%	6.05%	6.44%
May 2021	3.37%	0.39%	3.76%	0.62%	4.38%	1.15%	5.05%	3.23%	3.33%	5.57%	5.96%
Apr 2021	3.41%	0.36%	3.77%	0.79%	4.56%	1.34%	5.36%	3.31%	3.33%	5.80%	6.26%
Mar 2021	3.46%	0.39%	3.85%	1.05%	4.90%	1.36%	5.77%	3.72%	3.58%	6.10%	6.64%
Feb 2021	3.76%	0.49%	4.25%	2.17%	6.42%	1.82%	7.59%	4.50%	4.58%	7.92%	8.98%
Jan 2021	3.91%	0.38%	4.29%	5.05%	9.34%	4.34%	11.48%	6.27%	6.46%	11.28%	11.69%
2021	3.96%	0.49%	4.45%	1.66%	6.11%	1.98%	7.10%	4.69%	4.76%	7.61%	7.99%

Year / Month	Certified absence	Self-certified absence	Non Covid-19 absence	Covid-19 absence	Total absence rate	Medical & Dental	Nursing & Midwifery	Health & Social Care Professionals	Management & Administrative	General Support	Patient & Client Care
Jan 2024	5.15%	0.74%	5.88%	0.65%	6.53%	1.61%	7.25%	5.50%	5.84%	8.32%	8.55%
2024	5.15%	0.74%	5.88%	0.65%	6.53%	1.61%	7.25%	5.50%	5.84%	8.32%	8.55%
Dec 2023	4.91%	0.77%	5.69%	0.66%	6.35%	1.65%	7.05%	5.59%	5.55%	7.48%	8.25%
Nov 2023	4.66%	0.65%	5.31%	0.45%	5.76%	1.59%	6.47%	4.73%	4.86%	7.35%	7.76%
Oct 2023	4.58%	0.67%	5.25%	0.56%	5.82%	1.62%	6.54%	4.72%	5.00%	7.76%	7.54%
Sep 2023	4.49%	0.60%	5.09%	0.74%	5.82%	1.54%	6.66%	4.79%	4.83%	7.34%	7.73%
Aug 2023	4.62%	0.60%	5.22%	0.76%	5.98%	1.49%	6.78%	4.81%	4.88%	7.66%	8.09%
Jul 2023	4.33%	0.55%	4.88%	0.39%	5.28%	1.35%	6.07%	4.12%	4.18%	6.94%	7.05%
Jun 2023	4.45%	0.54%	4.99%	0.33%	5.32%	1.55%	6.04%	4.14%	4.30%	6.84%	7.00%
May 2023	4.36%	0.55%	4.91%	0.45%	5.36%	1.47%	6.20%	4.33%	4.25%	6.66%	7.09%
Apr 2023	4.29%	0.57%	4.86%	0.48%	5.34%	1.49%	6.21%	4.09%	4.25%	6.53%	7.07%
Mar 2023	4.30%	0.62%	4.93%	0.53%	5.46%	1.67%	6.02%	4.49%	4.57%	7.12%	7.28%
Feb 2023	4.21%	0.58%	4.80%	0.45%	5.24%	1.41%	5.99%	4.05%	4.43%	6.78%	6.79%
Jan 2023	4.85%	0.67%	5.52%	0.81%	6.33%	1.51%	7.33%	4.97%	5.21%	8.07%	8.17%
2023	4.51%	0.62%	5.12%	0.55%	5.68%	1.53%	6.45%	4.57%	4.70%	7.22%	7.49%
Dec 2022	5.20%	0.87%	6.07%	1.23%	7.30%	2.05%	8.33%	6.01%	6.30%	8.81%	9.15%
Nov 2022	4.40%	0.69%	5.09%	0.74%	5.83%	1.75%	6.61%	4.48%	4.88%	7.55%	7.74%
Oct 2022	4.52%	0.65%	5.17%	0.80%	5.97%	1.82%	6.60%	4.75%	4.85%	7.70%	7.92%
Sep 2022	4.45%	0.61%	5.06%	0.70%	5.75%	1.58%	6.63%	4.30%	4.38%	7.59%	7.82%
Aug 2022	4.49%	0.54%	5.02%	0.81%	5.84%	1.70%	6.61%	4.50%	4.54%	7.56%	7.94%
Jul 2022	4.59%	0.57%	5.16%	1.91%	7.07%	1.99%	7.95%	5.58%	5.54%	8.76%	9.52%
Jun 2022	4.38%	0.62%	4.99%	1.92%	6.91%	2.12%	8.02%	5.71%	5.57%	8.72%	8.52%
May 2022	4.14%	0.60%	4.74%	1.03%	5.77%	1.69%	6.61%	4.37%	4.50%	7.25%	7.87%
Apr 2022	4.36%	0.58%	4.93%	2.53%	7.46%	2.28%	8.73%	5.97%	5.66%	9.20%	9.64%
Mar 2022	4.34%	0.59%	4.93%	4.75%	9.68%	3.45%	11.70%	8.60%	7.95%	10.26%	11.35%
Feb 2022	4.01%	0.54%	4.55%	3.23%	7.78%	2.71%	9.37%	6.80%	5.96%	9.18%	9.24%
Jan 2022	3.94%	0.46%	4.40%	5.37%	9.77%	3.11%	11.35%	8.17%	7.93%	12.13%	11.91%
2022	4.40%	0.61%	5.01%	2.09%	7.10%	2.18%	8.21%	5.76%	5.67%	8.72%	9.06%
Dec 2021	4.38%	0.55%	4.93%	3.00%	7.94%	2.57%	9.21%	6.79%	6.54%	9.62%	9.69%
Nov 2021	4.60%	0.72%	5.32%	2.34%	7.66%	2.43%	8.55%	6.63%	6.80%	9.62%	9.48%
Oct 2021	4.47%	0.61%	5.08%	1.48%	6.55%	2.27%	7.38%	5.41%	5.38%	8.32%	8.25%
Sep 2021	4.27%	0.52%	4.78%	1.07%	5.85%	2.01%	6.76%	4.45%	4.65%	7.46%	7.64%
Aug 2021	4.22%	0.49%	4.70%	1.09%	5.79%	1.85%	6.65%	4.40%	4.62%	6.91%	7.77%
Jul 2021	3.95%	0.45%	4.41%	0.71%	5.12%	1.34%	5.81%	3.92%	4.11%	6.51%	6.87%
Jun 2021	3.70%	0.45%	4.16%	0.56%	4.72%	1.25%	5.45%	3.51%	3.55%	6.05%	6.44%
May 2021	3.37%	0.39%	3.76%	0.62%	4.38%	1.15%	5.05%	3.23%	3.33%	5.57%	5.96%
Apr 2021	3.41%	0.36%	3.77%	0.79%	4.56%	1.34%	5.36%	3.31%	3.33%	5.80%	6.26%
Mar 2021	3.46%	0.39%	3.85%	1.05%	4.90%	1.36%	5.77%	3.72%	3.58%	6.10%	6.64%
Feb 2021	3.76%	0.49%	4.25%	2.17%	6.42%	1.82%	7.59%	4.50%	4.58%	7.92%	8.98%
Jan 2021	3.91%	0.38%	4.29%	5.05%	9.34%	4.34%	11.48%	6.27%	6.46%	11.28%	11.69%
2021	3.96%	0.49%	4.45%	1.66%	6.11%	1.98%	7.10%	4.69%	4.76%	7.61%	7.99%

Year / Month	Certified absence	Self-certified absence	Non Covid-19 absence	Covid-19 absence	Total absence rate	NAS	Acute	CHWB	Mental Health	PC	Disabiliti es	Older People	CHO Ops	H&WB	HBS	National & Central Services
Jan 2024	5.15%	0.74%	5.88%	0.65%	6.53%	7.97%	6.21%	6.74%	6.61%	6.65%	6.63%	9.64%	5.20%	5.41%		4.58%
2024	5.15%	0.74%	5.88%	0.65%	6.53%	7.97%	6.21%	6.74%	6.61%	6.65%	6.63%	9.64%	5.20%	5.41%		4.58%
Dec 2023	4.91%	0.77%	5.69%	0.66%	6.35%	9.40%	5.93%	8.37%	6.80%	6.60%	6.34%	9.09%	5.81%	3.71%		4.61%
Nov 2023	4.66%	0.65%	5.31%	0.45%	5.76%	7.31%	5.40%	4.00%	6.11%	5.45%	6.12%	8.54%	5.13%	4.28%		4.18%
Oct 2023	4.58%	0.67%	5.25%	0.56%	5.82%	7.52%	5.57%	4.80%	6.01%	5.44%	6.17%	7.96%	4.83%	4.56%	0.00%	4.09%
Sep 2023	4.49%	0.60%	5.09%	0.74%	5.82%	7.35%	5.56%	5.10%	5.60%	5.51%	6.40%	8.21%	4.92%	4.76%	0.00%	3.94%
Aug 2023	4.62%	0.60%	5.22%	0.76%	5.98%	7.93%	5.64%	5.09%	5.60%	5.56%	6.62%	8.66%	4.41%	3.99%	3.51%	4.12%
Jul 2023	4.33%	0.55%	4.88%	0.39%	5.28%	7.14%	5.11%	4.17%	5.04%	4.99%	5.62%	7.35%	3.84%	3.52%	4.10%	3.32%
Jun 2023	4.45%	0.54%	4.99%	0.33%	5.32%	6.08%	5.09%	4.41%	5.06%	4.86%	5.82%	7.44%	3.43%	4.19%	3.01%	3.55%
May 2023	4.36%	0.55%	4.91%	0.45%	5.36%	6.38%	5.17%	4.40%	4.98%	4.94%	5.87%	7.59%	3.35%	4.14%	3.28%	3.58%
Apr 2023	4.29%	0.57%	4.86%	0.48%	5.34%	6.95%	5.10%	4.15%	5.10%	5.00%	5.85%	7.37%	3.83%	2.91%	4.93%	3.62%
Mar 2023	4.30%	0.62%	4.93%	0.53%	5.46%	6.89%	5.25%	3.63%	5.23%	5.02%	6.00%	7.41%	3.52%	4.11%	3.23%	3.85%
Feb 2023	4.21%	0.58%	4.80%	0.45%	5.24%	7.24%	4.97%	4.93%	5.11%	5.21%	5.36%	7.59%	3.79%	4.27%	2.52%	3.72%
Jan 2023	4.85%	0.67%	5.52%	0.81%	6.33%	7.42%	6.01%	4.07%	6.42%	6.18%	6.67%	9.14%	5.48%	5.12%	4.27%	4.10%
2023	4.51%	0.62%	5.12%	0.55%	5.68%	7.31%	5.41%	4.68%	5.59%	5.39%	6.07%	8.03%	4.38%	4.14%	3.68%	3.91%
Dec 2022	5.20%	0.87%	6.07%	1.23%	7.30%	9.61%	7.22%	6.40%	7.09%	6.65%	7.30%	9.35%	6.74%	6.14%	4.42%	5.03%
Nov 2022	4.40%	0.69%	5.09%	0.74%	5.83%	8.07%	5.69%	2.99%	5.59%	5.47%	5.95%	8.13%	4.76%	4.22%	2.93%	3.92%
Oct 2022	4.52%	0.65%	5.17%	0.80%	5.97%	7.63%	5.74%	4.10%	5.87%	5.67%	6.33%	8.03%	5.08%	2.84%	2.36%	3.96%
Sep 2022	4.45%	0.61%	5.06%	0.70%	5.75%	7.53%	5.58%	3.24%	5.80%	5.11%	6.37%	7.55%	3.76%	3.31%	2.54%	3.20%
Aug 2022	4.49%	0.54%	5.02%	0.81%	5.84%	7.92%	5.55%	3.87%	5.93%	5.62%	6.36%	7.83%	4.96%	3.31%	2.56%	3.50%
Jul 2022	4.59%	0.57%	5.16%	1.91%	7.07%	10.23%	6.72%	5.50%	7.34%	6.78%	7.71%	9.05%	5.25%	4.52%	2.94%	4.33%
Jun 2022	4.38%	0.62%	4.99%	1.92%	6.91%	9.05%	6.93%	7.21%	6.81%	6.07%	7.15%	8.64%	4.63%	4.86%	5.59%	3.66%
May 2022	4.14%	0.60%	4.74%	1.03%	5.77%	8.43%	5.68%	4.64%	5.44%	5.08%	6.22%	7.55%	4.16%	3.52%	4.32%	2.96%
Apr 2022	4.36%	0.58%	4.93%	2.53%	7.46%	9.98%	7.27%	6.32%	7.17%	6.54%	8.31%	9.90%	4.04%	5.03%	4.81%	3.72%
Mar 2022	4.34%	0.59%	4.93%	4.75%	9.68%	9.27%	9.89%	9.18%	9.20%	9.20%	9.98%	11.30%	5.02%	6.91%	5.10%	5.37%
Feb 2022	4.01%	0.54%	4.55%	3.23%	7.78%	8.82%	8.05%	6.51%	6.92%	6.81%	7.75%	9.95%		5.56%	3.37%	4.38%
Jan 2022	3.94%	0.46%	4.40%	5.37%	9.77%	10.59%	9.97%	6.26%	9.56%	8.35%	9.99%	12.38%		5.71%	4.18%	5.00%
2022	4.40%	0.61%	5.01%	2.09%	7.10%	8.95%	7.02%	5.31%	6.89%	6.46%	7.44%	9.13%	4.93%	4.65%	4.33%	4.07%
Dec 2021	4.38%	0.55%	4.93%	3.00%	7.94%	10.01%	8.09%	4.00%	7.66%	6.80%	8.08%	9.50%		5.03%	3.03%	4.91%
Nov 2021	4.60%	0.72%	5.32%	2.34%	7.66%	10.09%	7.71%	4.92%	7.33%	6.74%	8.05%	9.20%		6.55%	3.22%	4.73%
Oct 2021	4.47%	0.61%	5.08%	1.48%	6.55%	8.86%	6.64%	4.82%	5.97%	5.76%	6.62%	8.23%		6.44%	2.80%	3.79%
Sep 2021	4.27%	0.52%	4.78%	1.07%	5.85%	8.20%	5.78%	4.16%	5.52%	5.15%	6.12%	7.77%		4.55%	2.87%	3.57%
Aug 2021	4.22%	0.49%	4.70%	1.09%	5.79%	7.97%	5.75%	5.73%	5.67%	4.70%	5.86%	7.73%		4.66%	3.14%	3.84%
Jul 2021	3.95%	0.45%	4.41%	0.71%	5.12%	7.42%	4.96%	4.95%	4.75%	4.28%	5.54%	7.30%		4.22%	2.86%	2.86%
Jun 2021	3.70%	0.45%	4.16%	0.56%	4.72%	6.06%	4.54%	5.63%	4.30%	4.09%	5.15%	6.96%		4.49%	2.56%	2.73%
May 2021	3.37%	0.39%	3.76%	0.62%	4.38%	5.23%	4.26%	3.57%	3.75%	3.77%	4.96%	6.29%		2.78%	2.32%	2.36%
Apr 2021	3.41%	0.36%	3.77%	0.79%	4.56%	4.86%	4.43%	4.15%	3.98%	3.62%	5.13%	6.92%		4.01%	3.67%	2.69%
Mar 2021	3.46%	0.39%	3.85%	1.05%	4.90%	5.12%	4.82%	4.24%	4.53%	3.71%	5.48%	7.06%		4.95%	3.09%	2.83%
Feb 2021	3.76%	0.49%	4.25%	2.17%	6.42%	6.55%	6.32%	4.30%	5.41%	4.71%	6.89%	10.78%		4.87%	3.76%	3.34%
Jan 2021	3.91%	0.38%	4.29%	5.05%	9.34%	9.74%	9.94%	5.92%	7.76%	6.81%	9.40%	12.35%		4.94%	4.56%	4.28%
2021	3.96%	0.49%	4.45%	1.66%	6.11%	7.68%	6.11%	4.69%	5.56%	5.04%	6.44%	8.35%		4.83%	3.19%	3.51%



Year / Month	Certified absence	Self-certified absence	Non Covid-19 absence	Covid-19 Absence	Total absence rate	NAS	Acute	Acute Services	CHWB	Mental Health	PC	Disabilities	Older People	CHO Ops	Community Services	H&WB	HBS	National & Central Services	National Services & Central Functions	National & Central Services	Others
Jan 2024	5.15%	0.74%	5.88%	0.65%	6.53%	7.97%	6.21%	6.26%	6.74%	6.61%	6.65%	6.63%	9.64%	5.20%	7.17%	5.41%	#DIV/0	4.54%	4.55%	5.14%	5.14%
2024	5.15%	0.74%	5.88%	0.65%	6.53%	7.97%	6.21%	6.26%	6.74%	6.61%	6.65%	6.63%	9.64%	5.20%	7.17%	5.41%	#DIV/0	4.54%	4.55%	5.14%	5.14%
Dec 2023	4.91%	0.77%	5.69%	0.66%	6.35%	9.40%	5.93%	6.03%	8.37%	6.80%	6.80%	6.34%	9.09%	5.81%	7.01%	3.71%	#DIV/0	4.56%	4.52%	5.25%	5.25%
Nov 2023	4.66%	0.65%	5.31%	0.45%	5.76%	7.31%	5.40%	5.46%	4.00%	6.11%	5.45%	6.12%	8.54%	5.13%	6.39%	4.28%	#DIV/0	4.16%	4.17%	4.43%	4.43%
Oct 2023	4.58%	0.67%	5.25%	0.56%	5.82%	7.52%	5.57%	5.63%	4.80%	6.01%	5.44%	6.17%	7.96%	4.83%	6.29%	4.56%	0.00%	4.08%	4.11%	4.12%	4.12%
Sep 2023	4.49%	0.60%	5.09%	0.74%	5.82%	7.35%	5.56%	5.61%	5.10%	5.60%	5.51%	6.40%	8.21%	4.92%	6.36%	4.76%	0.00%	3.99%	4.03%	3.31%	3.31%
Aug 2023	4.62%	0.62%	5.22%	0.76%	5.98%	7.93%	5.64%	5.70%	5.09%	5.80%	5.56%	6.62%	8.66%	4.41%	6.52%	3.99%	3.51%	4.20%	4.15%	3.51%	3.51%
Jul 2023	4.33%	0.55%	4.88%	0.39%	5.28%	7.14%	5.11%	5.18%	4.17%	5.04%	4.99%	5.62%	7.35%	3.84%	5.67%	3.52%	4.10%	3.35%	3.40%	2.86%	2.86%
Jun 2023	4.45%	0.54%	4.99%	0.33%	5.32%	6.08%	5.09%	5.12%	4.41%	5.06%	4.86%	5.82%	7.44%	3.43%	5.72%	4.19%	3.01%	3.48%	3.52%	4.19%	4.19%
May 2023	4.36%	0.55%	4.91%	0.45%	5.36%	6.38%	5.17%	5.20%	4.40%	4.98%	4.94%	5.87%	7.59%	3.35%	5.76%	4.14%	3.28%	3.48%	3.53%	4.72%	4.72%
Apr 2023	4.29%	0.57%	4.86%	0.48%	5.34%	6.95%	5.10%	5.16%	4.15%	5.10%	5.00%	5.85%	7.37%	3.83%	5.77%	2.91%	4.93%	3.60%	3.60%	3.81%	3.81%
Mar 2023	4.30%	0.62%	4.93%	0.53%	5.46%	6.89%	5.25%	5.30%	3.63%	5.23%	5.02%	6.00%	7.41%	3.52%	5.85%	4.11%	3.23%	3.76%	3.78%	4.93%	4.93%
Feb 2023	4.21%	0.58%	4.80%	0.45%	5.24%	7.24%	4.97%	5.04%	4.93%	5.11%	5.21%	5.36%	7.59%	3.79%	5.66%	4.27%	2.52%	3.57%	3.61%	5.40%	5.40%
Jan 2023	4.85%	0.67%	5.52%	0.81%	6.33%	7.42%	6.01%	6.05%	4.07%	6.42%	6.18%	6.67%	9.14%	5.48%	6.94%	5.12%	4.27%	4.03%	4.15%	4.79%	4.79%
2023	4.51%	0.62%	5.12%	0.55%	5.68%	7.31%	5.41%	5.46%	4.68%	5.59%	5.39%	6.07%	8.03%	4.38%	6.16%	3.88%	3.69%	3.88%	3.90%	4.28%	4.28%
Dec 2022	5.20%	0.87%	6.07%	1.23%	7.30%	9.61%	7.22%	7.29%	6.40%	7.09%	6.65%	7.30%	9.35%	6.74%	7.52%	6.14%	4.42%	4.87%	4.99%	6.82%	6.82%
Nov 2022	4.40%	0.69%	5.09%	0.74%	5.83%	8.07%	5.69%	5.75%	2.99%	5.59%	5.47%	5.95%	8.13%	4.76%	6.15%	4.22%	2.93%	3.84%	3.85%	4.81%	4.81%
Oct 2022	4.52%	0.65%	5.17%	0.80%	5.97%	7.63%	5.74%	5.81%	4.10%	5.87%	5.67%	6.33%	8.03%	5.08%	6.40%	2.84%	2.36%	3.86%	3.71%	5.02%	5.02%
Sep 2022	4.45%	0.61%	5.06%	0.70%	5.75%	7.53%	5.58%	5.65%	3.24%	5.80%	5.11%	6.37%	7.55%	3.76%	6.17%	3.31%	2.54%	3.11%	3.11%	4.13%	4.13%
Aug 2022	4.49%	0.54%	5.02%	0.81%	5.84%	7.92%	5.55%	5.63%	3.87%	5.93%	5.62%	6.36%	7.83%	4.96%	6.36%	3.31%	2.56%	3.51%	3.46%	3.46%	3.46%
Jul 2022	4.59%	0.57%	5.16%	1.91%	7.07%	10.23%	6.72%	6.84%	5.50%	7.34%	6.78%	7.71%	9.05%	5.25%	7.67%	4.52%	2.94%	4.36%	4.34%	3.95%	3.95%
Jun 2022	4.38%	0.62%	4.99%	1.92%	6.91%	9.05%	6.93%	7.00%	7.21%	6.81%	6.07%	7.15%	8.64%	4.63%	7.09%	4.86%	5.59%	3.54%	4.00%	4.97%	4.97%
May 2022	4.14%	0.60%	4.74%	1.03%	5.77%	8.43%	5.68%	5.78%	4.64%	5.44%	5.08%	6.22%	7.55%	4.16%	6.03%	3.52%	4.32%	2.88%	3.18%	3.79%	3.79%
Apr 2022	4.36%	0.58%	4.93%	2.53%	7.46%	9.98%	7.27%	7.36%	6.32%	7.17%	6.54%	8.31%	9.90%	4.04%	7.95%	5.03%	4.81%	3.69%	4.01%	4.06%	4.06%
Mar 2022	4.34%	0.59%	4.93%	4.75%	9.68%	9.27%	9.89%	9.86%	9.18%	9.20%	9.20%	9.98%	11.30%	5.02%	9.87%	6.91%	5.10%	5.25%	5.39%	6.63%	6.63%
Feb 2022	4.01%	0.54%	4.55%	3.23%	7.78%	8.82%	8.05%	8.07%	6.51%	6.92%	6.81%	7.75%	9.95%		7.76%	5.56%	3.37%	4.33%	4.30%	4.90%	4.90%
Jan 2022	3.94%	0.46%	4.40%	5.37%	9.77%	10.59%	9.97%	9.99%	6.26%	9.56%	8.35%	9.99%	12.38%		9.98%	5.71%	4.18%	4.82%	4.80%	6.73%	6.73%
2022	4.40%	0.61%	5.01%	2.09%	7.10%	8.95%	7.02%	7.09%	5.31%	6.89%	6.46%	7.44%	9.13%	4.93%	7.41%	4.65%	4.33%	3.99%	4.09%	4.93%	4.93%
Dec 2021	4.38%	0.55%	4.93%	3.00%	7.94%	10.01%	8.09%	8.16%	4.00%	7.66%	6.80%	8.08%	9.50%		7.97%	5.03%	3.03%	4.51%	4.32%	8.88%	8.88%
Nov 2021	4.60%	0.72%	5.32%	2.34%	7.66%	10.09%	7.71%	7.80%	4.92%	7.33%	6.74%	8.05%	9.20%		7.80%	6.55%	3.22%	4.40%	4.42%	8.13%	8.13%
Oct 2021	4.47%	0.61%	5.08%	1.48%	6.55%	8.86%	6.64%	6.73%	4.82%	5.97%	5.76%	6.62%	8.23%		6.60%	6.44%	2.80%	3.69%	3.81%	4.71%	4.71%
Sep 2021	4.27%	0.52%	4.78%	1.07%	5.85%	8.20%	5.78%	5.86%	4.16%	5.52%	5.15%	6.12%	7.77%		6.08%	4.55%	2.87%	3.48%	3.48%	4.48%	4.48%
Aug 2021	4.22%	0.49%	4.70%	1.09%	5.79%	7.97%	5.75%	5.83%	5.73%	5.67%	4.70%	5.86%	7.73%		5.93%	4.66%	3.14%	3.70%	3.69%	5.26%	5.26%
Jul 2021	3.95%	0.45%	4.41%	0.71%	5.12%	7.42%	4.96%	5.05%	4.95%	4.75%	4.28%	5.54%	7.30%		5.43%	4.22%	2.86%	2.58%	2.79%	5.58%	5.58%
Jun 2021	3.70%	0.45%	4.16%	0.56%	4.72%	6.06%	4.54%	4.59%	5.63%	4.30%	4.09%	5.15%	6.96%		5.07%	4.49%	2.56%	2.35%	2.59%	6.32%	6.32%
May 2021	3.37%	0.39%	3.76%	0.62%	4.38%	5.23%	4.26%	4.29%	3.57%	3.75%	3.77%	4.96%	6.29%		4.69%	2.78%	2.32%	2.36%	2.39%	#DIV/0	#DIV/0
Apr 2021	3.41%	0.36%	3.77%	0.79%	4.56%	4.86%	4.43%	4.44%	4.15%	3.98%	3.62%	5.13%	6.92%		4.87%	4.01%	3.67%	2.56%	2.91%	4.03%	4.03%
Mar 2021	3.46%	0.39%	3.85%	1.05%	4.90%	5.12%	4.82%	4.83%	4.24%	4.53%	3.71%	5.48%	7.06%		5.18%	4.95%	3.09%	2.82%	3.04%	2.94%	2.94%
Feb 2021	3.76%	0.49%	4.25%	2.17%	6.42%	6.55%	6.32%	6.33%	4.30%	5.41%	4.71%	6.89%	10.78%		6.82%	4.87%	3.76%	3.33%	3.53%	3.48%	3.48%
Jan 2021	3.91%	0.38%	4.29%	5.05%	9.34%	9.74%	9.94%	9.93%	5.92%	7.76%	6.81%	9.40%	12.35%		9.05%	4.94%	4.56%	4.03%	4.22%	6.37%	6.37%
2021	3.96%	0.49%	4.45%	1.66%	6.11%	7.68%	6.11%	6.16%	4.69%	5.56%	5.04%	6.44%	8.35%		6.30%	4.83%	3.19%	3.33%	3.44%	5.47%	5.47%

