

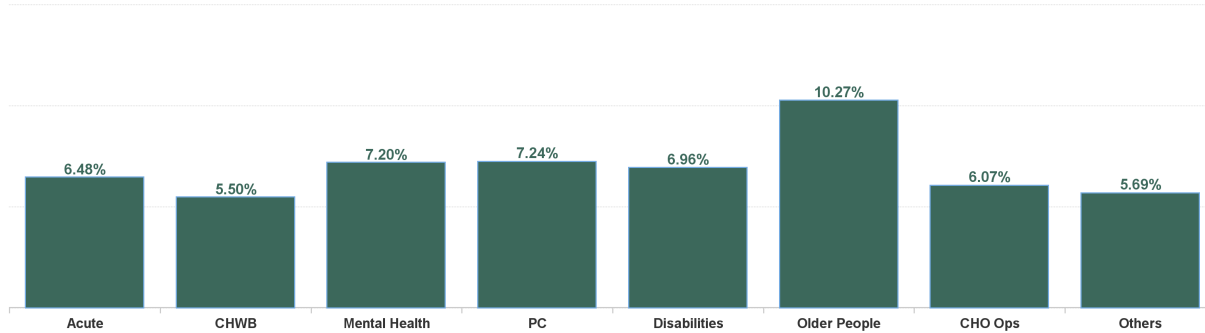
Absence Report January 2025

January 2025

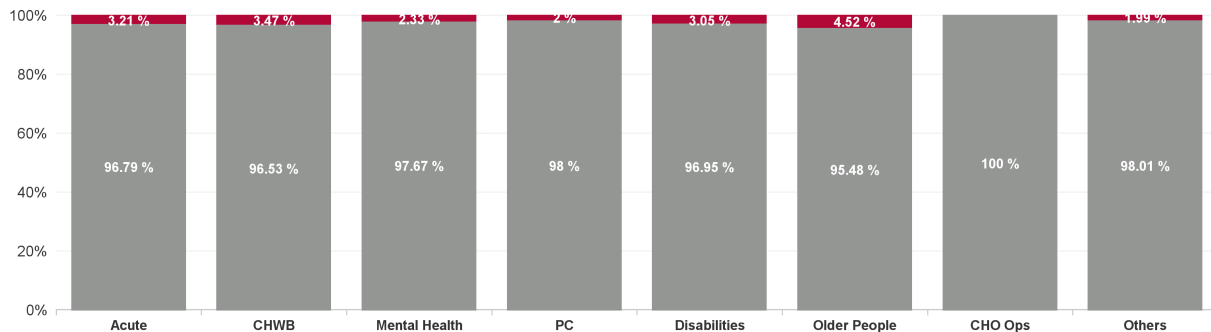
Health Service Absence Rate - by Staff Category: Jan 2025	Certified absence	Self-certified absence	Non Covid-19 absence	Covid-19 absence	Total absence rate	% Non Covid-19 absence	% Covid-19 absence
Total	5.98%	0.70%	6.68%	0.21%	6.89%	96.93%	3.07%
Medical & Dental	1.57%	0.33%	1.90%	0.05%	1.95%	97.41%	2.59%
Nursing & Midwifery	6.37%	0.90%	7.27%	0.26%	7.53%	96.59%	3.41%
Health & Social Care Professionals	4.87%	0.53%	5.40%	0.15%	5.55%	97.24%	2.76%
Management & Administrative	5.48%	0.51%	5.99%	0.10%	6.10%	98.29%	1.71%
General Support	8.27%	0.69%	8.96%	0.23%	9.19%	97.46%	2.54%
Patient & Client Care	8.12%	0.88%	9.00%	0.35%	9.35%	96.21%	3.79%

Health Service Absence Rate - by Care Group: Jan 2025	Certified absence	Self-certified absence	Non Covid-19 absence	Covid-19 absence	Total absence rate	% Non Covid-19 absence	% Covid-19 absence
Total	5.98%	0.70%	6.68%	0.21%	6.89%	96.93%	3.07%
Acute Hospital Services	5.52%	0.76%	6.27%	0.21%	6.48%	96.79%	3.21%
Acute Services	5.52%	0.76%	6.27%	0.21%	6.48%	96.79%	3.21%
Community Health & Wellbeing	4.70%	0.61%	5.31%	0.19%	5.50%	96.53%	3.47%
Primary Care	6.60%	0.50%	7.10%	0.14%	7.24%	98.00%	2.00%
Disabilities	5.99%	0.76%	6.75%	0.21%	6.96%	96.95%	3.05%
Mental Health	6.41%	0.62%	7.03%	0.17%	7.20%	97.67%	2.33%
Older People	9.00%	0.80%	9.80%	0.46%	10.27%	95.48%	4.52%
CHO Operations	5.70%	0.37%	6.07%	0.00%	6.07%	100.00%	0.00%
Community Services	6.75%	0.67%	7.42%	0.23%	7.65%	96.98%	3.02%
National Services & Central Functions	5.12%	0.47%	5.59%	0.12%	5.72%	97.82%	2.18%

Total Absence Rate

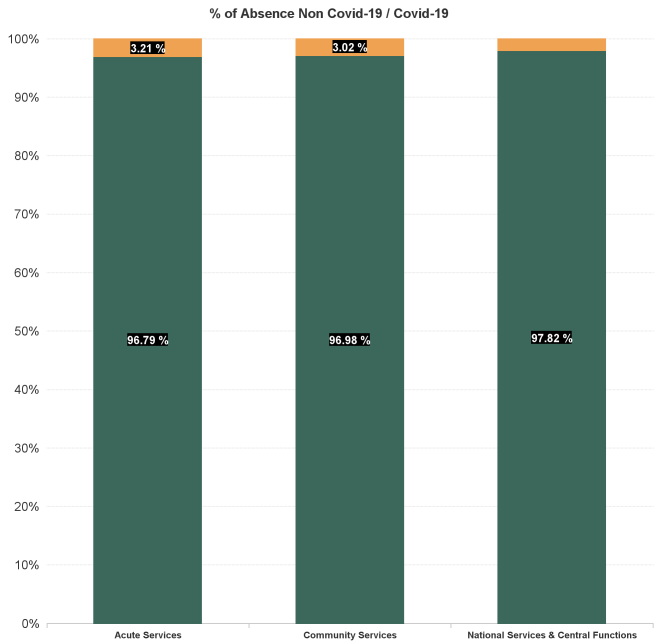
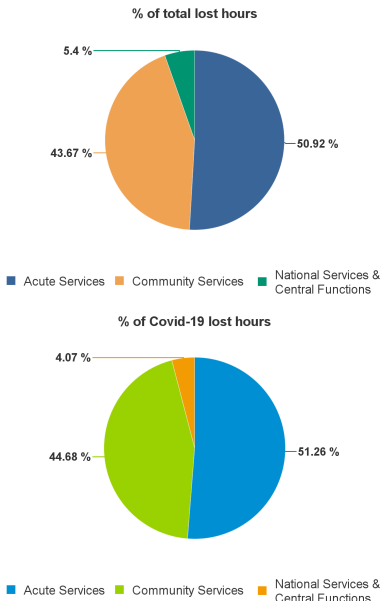


% of Absence Non Covid-19 / Covid-19



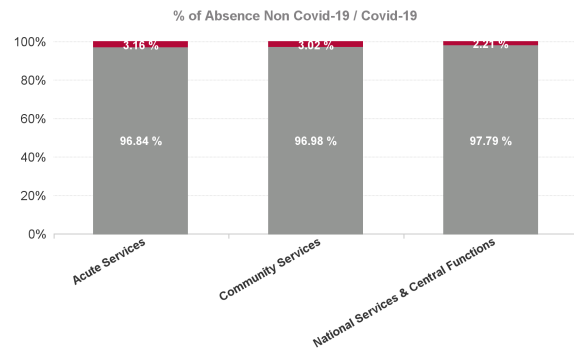
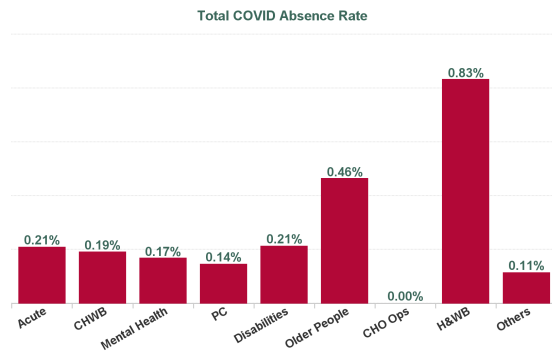
January 2025

Health Service Absence Rate - by Care Group : Jan 2025	Certified absence	Self-certified absence	Non Covid-19 absence	Covid-19 absence	Total absence rate	Medical & Dental	Nursing & Midwifery	Health & Social Care Professionals	Management & Administrative	General Support	Patient & Client Care
Total	5.98%	0.70%	6.68%	0.21%	6.89%	1.95%	7.53%	5.55%	6.10%	9.19%	9.35%
Acute Hospital Services	5.52%	0.76%	6.27%	0.21%	6.48%	1.57%	7.16%	5.21%	6.64%	9.75%	9.91%
Acute Services	5.52%	0.76%	6.27%	0.21%	6.48%	1.57%	7.16%	5.21%	6.64%	9.75%	9.91%
Community Health & Wellbeing	4.70%	0.61%	5.31%	0.19%	5.50%		1.69%	1.70%	6.84%		5.24%
Primary Care	6.60%	0.50%	7.10%	0.14%	7.24%	5.03%	7.99%	6.20%	7.05%	8.30%	9.44%
Disabilities	5.99%	0.76%	6.75%	0.21%	6.96%	2.13%	7.43%	5.98%	5.34%	6.72%	7.55%
Mental Health	6.41%	0.62%	7.03%	0.17%	7.20%	2.76%	7.50%	5.88%	7.30%	8.65%	10.57%
Older People	9.00%	0.80%	9.80%	0.46%	10.27%	1.02%	10.48%	6.03%	6.18%	9.01%	11.85%
CHO Operations	5.70%	0.37%	6.07%	0.00%	6.07%		6.03%	5.22%	6.02%	8.63%	
Community Services	6.75%	0.67%	7.42%	0.23%	7.65%	3.72%	8.23%	6.02%	6.49%	8.19%	8.99%
National Services & Central Functions	5.12%	0.47%	5.59%	0.12%	5.72%	2.84%	5.34%	4.36%	4.35%	5.91%	10.56%



January 2025

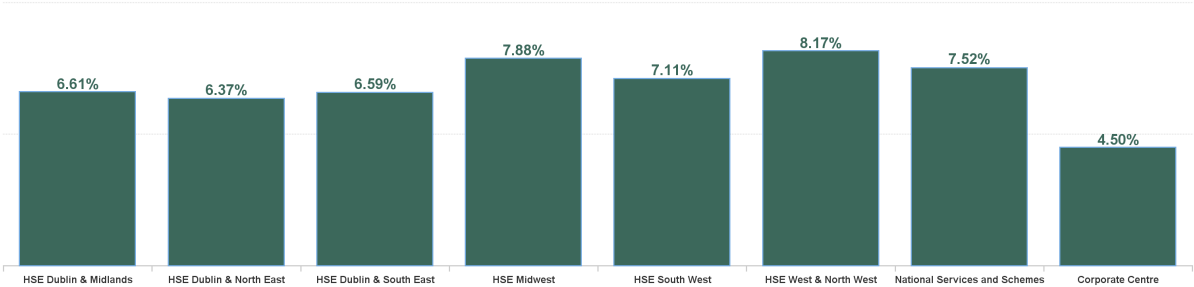
Health Service Absence Rate - by Care Group : Jan 2025	Non Covid-19 absence	Covid-19 absence	Total absence rate	Medical & Dental	Nursing & Midwifery	Health & Social Care Professionals	Management & Administrative	General Support	Patient & Client Care
Total	6.68%	0.21%	6.89%	0.05%	0.26%	0.15%	0.10%	0.23%	0.35%
Acute Hospital Services	6.27%	0.21%	6.48%	0.04%	0.24%	0.17%	0.13%	0.29%	0.46%
Acute Services	6.27%	0.21%	6.48%	0.04%	0.24%	0.17%	0.13%	0.29%	0.46%
Community Health & Wellbeing	5.31%	0.19%	5.50%		0.00%	0.00%	0.00%		0.37%
Primary Care	7.10%	0.14%	7.24%	0.00%	0.22%	0.10%		0.03%	0.36%
Disabilities	6.75%	0.21%	6.96%	0.00%	0.15%	0.23%	0.12%	0.16%	0.25%
Mental Health	7.03%	0.17%	7.20%	0.09%	0.24%	0.04%	0.11%	0.04%	0.21%
Older People	9.80%	0.46%	10.27%	0.00%	0.60%	0.05%	0.13%	0.18%	0.53%
CHO Operations	6.07%	0.00%	6.07%		0.00%	0.00%	0.00%	0.00%	
Community Services	7.42%	0.23%	7.65%	0.04%	0.29%	0.15%	0.09%	0.11%	0.33%
National Services & Central Functions	5.59%	0.12%	5.72%	0.78%	0.30%	0.01%	0.06%	0.08%	0.25%



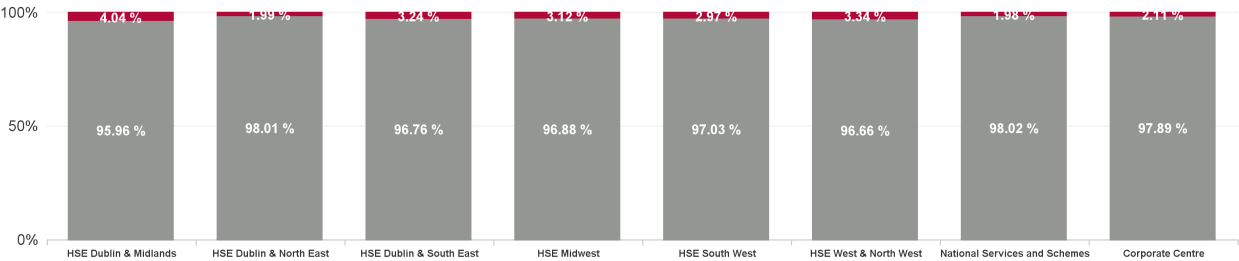
January 2025

Health Service Absence Rate - by Staff Category: Jan 2025	Certified absence	Self- certified absence	Non Covid-19 absence	Covid-19 absence	Total absence rate	% Non Covid-19 absence	% Covid-19 absence
Total	5.98%	0.70%	6.68%	0.21%	6.89%	96.93%	3.07%
HSE Dublin & Midlands	5.59%	0.75%	6.34%	0.27%	6.61%	95.96%	4.04%
HSE Dublin & North East	5.58%	0.66%	6.24%	0.13%	6.37%	98.01%	1.99%
HSE Dublin & South East	5.68%	0.69%	6.37%	0.21%	6.59%	96.76%	3.24%
HSE Midwest	6.98%	0.66%	7.64%	0.25%	7.88%	96.88%	3.12%
HSE South West	6.04%	0.86%	6.90%	0.21%	7.11%	97.03%	2.97%
HSE West & North West	7.19%	0.71%	7.89%	0.27%	8.17%	96.66%	3.34%
National Services and Schemes	6.71%	0.67%	7.38%	0.15%	7.52%	98.02%	1.98%
Corporate Centre	4.08%	0.38%	4.47%	0.10%	4.56%	97.89%	2.11%

Total Absence Rate by Health Region



% of Absence Non Covid-19 / Covid-19



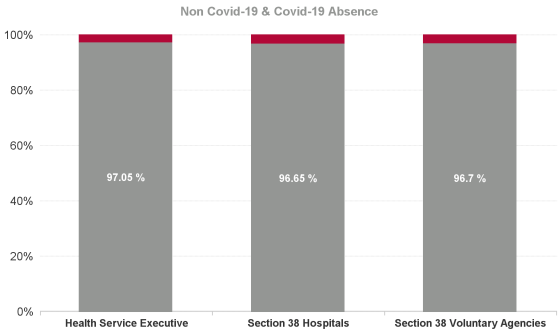
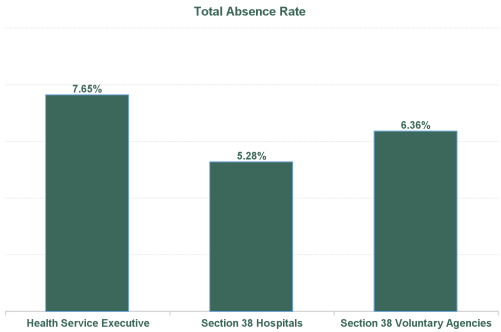
Health Service Absence Rate - by Health Region : Jan 2025	Certified absence	Self - certified absence	Non Covid-19 absence	Covid-19 absence	Total absence rate	Medical & Dental	Nursing & Midwifery	Health & Social Care Professionals	Management & Administrative	General Support	Patient & Client Care
Total	5.98%	0.70%	6.68%	0.21%	6.89%	1.95%	7.53%	5.55%	6.10%	9.19%	9.35%
HSE Dublin & Midlands	5.59%	0.75%	6.34%	0.27%	6.61%	1.57%	7.29%	5.10%	6.59%	8.76%	8.82%
HSE Dublin & North East	5.58%	0.66%	6.24%	0.13%	6.37%	1.79%	6.45%	5.03%	6.46%	9.64%	9.29%
HSE Dublin & South East	5.68%	0.69%	6.37%	0.21%	6.59%	1.87%	6.94%	5.87%	6.54%	9.18%	8.29%
HSE Midwest	6.98%	0.66%	7.64%	0.25%	7.88%	2.51%	7.97%	6.16%	7.57%	11.58%	9.34%
HSE South West	6.04%	0.86%	6.90%	0.21%	7.11%	2.02%	8.06%	6.09%	5.56%	8.37%	9.40%
HSE West & North West	7.19%	0.71%	7.89%	0.27%	8.17%	2.42%	9.33%	6.58%	7.34%	9.09%	10.47%
National Services and Schemes	6.71%	0.67%	7.38%	0.15%	7.52%	0.00%	0.00%	3.93%	4.79%	4.05%	10.56%
Corporate Centre	4.08%	0.38%	4.47%	0.10%	4.56%	2.47%	6.05%	5.79%	4.19%	6.12%	7.83%

Health Service Absence Rate - by Care Group : Jan 2025	Certified absence	Self - Certified absence	Non Covid-19 absence	Covid-19 absence	Total absence rate	Medical & Dental	Nursing & Midwifery	Health & Social Care Professionals	Management & Administrative	General Support	Patient & Client Care
Total	5.98%	0.70%	6.68%	0.21%	6.89%	1.95%	7.53%	5.55%	6.10%	9.19%	9.35%
Acute Hospital Services	5.27%	0.79%	6.06%	0.28%	6.34%	1.31%	7.03%	5.50%	6.55%	8.67%	10.55%
Community Health & Wellbeing	5.94%	0.58%	6.52%	0.00%	6.52%		0.00%		5.46%		7.18%
Primary Care	7.18%	0.58%	7.76%	0.19%	7.95%	4.00%	8.56%	5.68%	7.42%	11.90%	11.70%
Disabilities	4.37%	0.71%	5.08%	0.13%	5.21%	1.43%	5.86%	3.94%	4.97%	8.02%	5.41%
Mental Health	6.53%	0.64%	7.16%	0.40%	7.57%	3.37%	6.55%	5.25%	11.15%	8.00%	13.60%
Older People	10.07%	0.88%	10.95%	0.54%	11.48%	0.00%	11.67%	4.23%	6.62%	8.43%	13.39%
CHO Operations	0.81%	0.23%	1.04%	0.00%	1.04%		0.00%	0.00%	1.24%		
HSE Dublin & Midlands	5.59%	0.75%	6.34%	0.27%	6.61%	1.57%	7.29%	5.10%	6.59%	8.76%	8.82%
Acute Hospital Services	4.96%	0.67%	5.63%	0.09%	5.72%	1.44%	6.11%	3.88%	6.10%	9.94%	9.11%
Community Health & Wellbeing	4.66%	0.95%	5.61%	0.63%	6.24%			0.00%			8.37%
Primary Care	6.50%	0.60%	7.10%	0.13%	7.23%	4.11%	8.71%	5.17%	7.68%	8.27%	10.33%
Disabilities	6.08%	0.63%	6.71%	0.23%	6.94%	3.33%	6.12%	6.30%	5.25%	6.54%	8.56%
Mental Health	6.24%	0.64%	6.87%	0.09%	6.96%	3.35%	6.37%	5.72%	8.48%	8.94%	12.55%
Older People	8.16%	0.91%	9.07%	0.22%	9.29%	2.97%	8.71%	6.31%	7.46%	11.59%	10.53%
CHO Operations	5.90%	0.45%	6.35%	0.00%	6.35%		8.68%	5.35%	6.06%	28.62%	
HSE Dublin & North East	5.58%	0.66%	6.24%	0.13%	6.37%	1.79%	6.45%	5.03%	6.46%	9.64%	9.29%
Acute Hospital Services	4.90%	0.69%	5.60%	0.15%	5.74%	1.48%	6.12%	4.47%	6.25%	9.19%	8.05%
Community Health & Wellbeing	4.53%	0.29%	4.82%	0.29%	5.11%		3.22%	5.67%	3.54%		6.77%
Primary Care	7.15%	0.50%	7.65%	0.14%	7.79%	4.76%	8.30%	7.12%	9.04%	7.37%	8.73%
Disabilities	6.11%	0.77%	6.89%	0.35%	7.24%	0.00%	8.04%	8.08%	4.16%	6.76%	7.28%
Mental Health	6.02%	0.62%	6.64%	0.36%	7.00%	2.96%	7.15%	5.97%	6.12%	10.80%	8.55%
Older People	8.72%	0.85%	9.57%	0.41%	9.98%	0.00%	11.28%	4.70%	8.15%	8.33%	10.55%
CHO Operations	6.69%	0.30%	7.00%	0.00%	7.00%		0.00%	0.00%	8.18%	0.00%	
HSE Dublin & South East	5.68%	0.69%	6.37%	0.21%	6.59%	1.87%	6.94%	5.87%	6.54%	9.18%	8.29%
Acute Hospital Services	6.95%	0.81%	7.76%	0.33%	8.09%	1.94%	7.93%	5.88%	8.06%	13.73%	11.35%
Community Health & Wellbeing	7.36%	0.92%	8.28%	0.00%	8.28%		0.00%	1.04%	18.80%		2.48%
Primary Care	7.45%	0.34%	7.79%	0.12%	7.91%	8.96%	8.32%	8.39%	6.72%	4.20%	9.66%
Disabilities	5.69%	0.49%	6.18%	0.20%	6.37%	0.00%	5.88%	5.22%	5.76%	2.49%	7.30%
Mental Health	7.04%	0.63%	7.68%	0.03%	7.71%	1.80%	7.89%	5.32%	8.22%	6.53%	15.07%
Older People	9.40%	0.64%	10.04%	0.26%	10.30%	3.99%	10.71%	4.81%	7.01%	10.72%	11.26%
CHO Operations	6.67%	0.24%	6.91%	0.00%	6.91%		0.00%	16.23%	6.47%	7.39%	
HSE Midwest	6.98%	0.66%	7.64%	0.25%	7.88%	2.51%	7.97%	6.16%	7.57%	11.58%	9.34%
Acute Hospital Services	5.68%	0.89%	6.57%	0.22%	6.79%	1.68%	7.83%	6.05%	6.10%	8.62%	11.25%
Community Health & Wellbeing	1.94%	0.94%	2.88%	0.00%	2.88%		3.45%	0.00%	4.89%		0.60%
Primary Care	6.00%	0.40%	6.40%	0.24%	6.64%	4.09%	8.60%	6.25%	4.40%	10.64%	7.59%
Disabilities	6.09%	1.36%	7.45%	0.17%	7.63%	0.00%	8.30%	6.05%	6.76%	7.63%	8.03%
Mental Health	6.09%	0.55%	6.64%	0.07%	6.71%	2.95%	8.18%	4.97%	5.10%	4.96%	8.49%
Older People	8.01%	0.72%	8.73%	0.32%	9.04%	0.00%	8.70%	12.51%	3.81%	6.86%	10.94%
CHO Operations	5.49%	0.32%	5.80%	0.00%	5.80%		0.00%	8.58%	4.62%		
HSE South West	6.04%	0.86%	6.90%	0.21%	7.11%	2.02%	8.06%	6.09%	5.56%	8.37%	9.40%
Acute Hospital Services	6.62%	0.78%	7.40%	0.26%	7.66%	2.01%	9.22%	6.57%	7.79%	9.91%	10.11%
Community Health & Wellbeing	3.72%	0.08%	3.80%	0.00%	3.80%		0.00%	0.00%	3.66%		4.67%
Primary Care	5.93%	0.47%	6.40%	0.07%	6.47%	6.89%	6.16%	5.92%	6.98%	6.30%	7.36%
Disabilities	8.46%	0.70%	9.16%	0.22%	9.38%	1.50%	11.89%	7.15%	6.51%	6.47%	9.76%
Mental Health	7.33%	0.55%	7.88%	0.06%	7.94%	1.83%	9.17%	7.47%	8.13%	7.30%	8.39%
Older People	9.93%	0.77%	10.70%	0.86%	11.55%	0.00%	11.75%	6.22%	6.37%	8.60%	13.38%
CHO Operations	5.33%	0.43%	5.75%	0.00%	5.75%		8.82%	1.97%	5.98%		
HSE West & North West	7.19%	0.71%	7.89%	0.27%	8.17%	2.42%	9.33%	6.58%	7.34%	9.09%	10.47%
National Services and Schemes	6.71%	0.67%	7.38%	0.15%	7.52%	0.00%	0.00%	3.93%	4.79%	4.05%	10.56%
National Services and Schemes	6.71%	0.67%	7.38%	0.15%	7.52%	0.00%	0.00%	3.93%	4.79%	4.05%	10.56%
Acute Hospital Services	5.25%	0.37%	5.62%	0.00%	5.62%		9.28%	2.17%		5.91%	
Primary Care	3.95%	0.28%	4.23%	0.00%	4.23%	0.37%	0.00%	7.08%	3.04%	6.61%	6.69%
Disabilities	1.22%	0.00%	1.22%	0.00%	1.22%				1.22%		
Mental Health	4.82%	0.88%	5.70%	0.03%	5.73%	0.17%	6.63%	8.27%	2.69%	8.22%	7.66%
Older People	1.21%	0.32%	1.53%	0.00%	1.53%		4.76%	0.00%	1.40%		0.00%
Health & Wellbeing	5.60%	0.62%	6.22%	0.83%	7.05%	50.00%	0.00%	8.94%	3.67%	2.59%	0.00%
Corporate Centre	3.98%	0.33%	4.31%	0.09%	4.40%	2.49%	5.52%	4.50%	4.27%	6.01%	11.58%
Corporate Centre	4.08%	0.38%	4.47%	0.10%	4.56%	2.47%	6.05%	5.79%	4.19%	6.12%	7.83%

January 2025

Health Service Absence Rate - by Admin - Jan 2025	Certified absence	Self-certified absence	Non Covid-19 absence	Covid-19 absence	Total absence rate
Total	5.98%	0.70%	6.68%	0.21%	6.89%
Acute Hospital Services	6.44%	0.79%	7.23%	0.23%	7.47%
Community Health & Wellbeing	4.70%	0.61%	5.31%	0.19%	5.50%
Primary Care	6.63%	0.49%	7.13%	0.12%	7.25%
Disabilities	8.31%	0.73%	9.04%	0.22%	9.26%
Mental Health	6.49%	0.62%	7.11%	0.17%	7.28%
Older People	9.37%	0.83%	10.20%	0.50%	10.70%
CHO Operations	5.70%	0.37%	6.07%	0.00%	6.07%
Health & Wellbeing	5.60%	0.62%	6.22%	0.83%	7.05%
Corporate Centre	3.98%	0.33%	4.31%	0.09%	4.40%
National Services and Schemes	6.71%	0.67%	7.38%	0.15%	7.52%
Health Service Executive	6.73%	0.70%	7.42%	0.23%	7.65%
Acute Hospital Services	4.39%	0.71%	5.10%	0.18%	5.28%
Section 38 Hospitals	4.39%	0.71%	5.10%	0.18%	5.28%
Section 38 Voluntary Agencies	5.42%	0.73%	6.15%	0.21%	6.36%

Medical & Dental	Nursing & Midwifery	Health & Social Care Professionals	Management & Administrative	General Support	Patient & Client Care
1.95%	7.53%	5.55%	6.10%	9.19%	9.35%
1.78%	8.35%	6.11%	7.43%	10.81%	11.06%
	1.69%	1.70%	6.84%		5.24%
5.33%	8.00%	6.30%	7.13%	9.55%	9.28%
0.00%	9.57%	6.40%	6.67%	3.82%	11.16%
2.74%	7.58%	5.72%	7.56%	8.69%	10.65%
0.64%	10.94%	6.74%	6.07%	9.07%	12.36%
	6.03%	5.22%	6.02%	8.63%	
50.00%	0.00%	8.94%	3.67%	2.59%	0.00%
2.49%	5.52%	4.50%	4.27%	6.01%	11.58%
0.00%	0.00%	3.93%	4.79%	4.05%	10.56%
2.31%	8.47%	5.95%	6.28%	9.95%	11.15%
1.31%	5.72%	4.25%	5.83%	8.25%	8.07%
1.31%	5.72%	4.25%	5.83%	8.25%	8.07%
2.48%	6.61%	5.85%	5.02%	7.26%	6.72%



Health Region Trend

Year / Month	Certified absence	Self-certified absence	Non Covid-19 absence	Covid-19 absence	Total absence rate	HSE Dublin & Midlands	HSE Dublin & North East	HSE Dublin & South East	HSE Midwest	HSE South West	HSE West & North West	National Services and Schemes	Corporate Centre
Jan 2025	5.98%	0.70%	6.68%	0.21%	6.89%	6.61%	6.37%	6.59%	7.88%	7.11%	8.17%	7.52%	4.56%
2025	5.98%	0.70%	6.68%	0.21%	6.89%	6.61%	6.37%	6.59%	7.88%	7.11%	8.17%	7.52%	4.56%
Dec 2024	5.94%	0.81%	6.75%	0.26%	7.01%	6.84%	6.42%	6.54%	8.01%	6.88%	8.38%	8.59%	4.86%
Nov 2024	5.18%	0.64%	5.82%	0.26%	6.07%	6.10%	5.59%	5.73%	6.96%	6.14%	6.99%	6.62%	4.06%
Oct 2024	5.16%	0.81%	5.78%	0.38%	6.15%	6.15%	5.51%	5.72%	7.26%	6.30%	7.17%	6.53%	4.31%
Sep 2024	4.98%	0.67%	5.66%	0.52%	6.18%	6.20%	5.61%	5.82%	7.14%	6.30%	7.19%	6.82%	3.94%
Aug 2024	5.11%	0.53%	5.64%	0.66%	6.30%	6.08%	5.60%	5.93%	7.38%	6.55%	7.63%	7.29%	3.97%
Jul 2024	5.18%	0.57%	5.75%	0.96%	6.71%	6.64%	5.97%	6.35%	7.70%	7.10%	8.00%	7.60%	4.01%
Jun 2024	5.08%	0.62%	5.70%	0.74%	6.44%	6.36%	6.02%	6.13%	7.31%	6.63%	7.22%	7.78%	3.93%
May 2024	4.85%	0.60%	5.45%	0.31%	5.76%	5.77%	5.21%	5.72%	6.66%	6.10%	6.23%	7.20%	3.42%
Apr 2024	4.78%	0.61%	5.40%	0.22%	5.62%	5.63%	5.11%	5.57%	6.59%	5.83%	6.13%	6.51%	3.31%
2024	5.14%	0.63%	5.77%	0.48%	6.24%	6.20%	5.66%	5.94%	7.22%	6.42%	7.20%	7.20%	3.97%

Staff Category Trend

Year / Month	Certified absence	Self-certified absence	Non Covid-19 absence	Covid-19 absence	Total absence rate	Medical & Dental	Nursing & Midwifery	Health & Social Care Professionals	Management & Administrative	General Support	Patient & Client Care
Jan 2025	5.98%	0.70%	6.68%	0.21%	6.89%	1.95%	7.53%	5.55%	6.10%	9.19%	9.35%
2025	5.98%	0.70%	6.68%	0.21%	6.89%	1.95%	7.53%	5.55%	6.10%	9.19%	9.35%
Dec 2024	5.94%	0.81%	6.75%	0.26%	7.01%	2.12%	7.63%	5.91%	6.37%	8.94%	9.09%
Nov 2024	5.18%	0.64%	5.82%	0.26%	6.07%	2.01%	6.63%	4.88%	5.39%	8.02%	8.05%
Oct 2024	5.16%	0.61%	5.78%	0.38%	6.15%	1.92%	6.65%	4.99%	5.53%	7.95%	8.34%
Sep 2024	4.98%	0.67%	5.66%	0.52%	6.18%	1.87%	6.86%	5.10%	5.38%	8.21%	8.07%
Aug 2024	5.11%	0.53%	5.64%	0.66%	6.30%	1.84%	6.85%	5.26%	5.62%	8.27%	8.41%
Jul 2024	5.18%	0.57%	5.75%	0.96%	6.71%	1.65%	7.31%	5.60%	5.93%	8.68%	9.21%
Jun 2024	5.08%	0.62%	5.70%	0.74%	6.44%	1.98%	6.93%	5.25%	5.52%	8.35%	8.58%
May 2024	4.85%	0.60%	5.45%	0.31%	5.76%	1.71%	6.36%	4.59%	4.83%	7.58%	7.78%
Apr 2024	4.78%	0.61%	5.40%	0.22%	5.62%	1.61%	6.18%	4.62%	4.64%	7.42%	7.62%
Mar 2024	4.89%	0.62%	5.51%	0.24%	5.75%	1.73%	6.36%	4.62%	4.91%	7.46%	7.58%
Feb 2024	4.86%	0.63%	5.50%	0.33%	5.83%	1.70%	6.42%	4.77%	5.04%	7.39%	7.77%
Jan 2024	5.15%	0.74%	5.88%	0.65%	6.53%	1.62%	7.25%	5.50%	5.85%	8.32%	8.55%
2024	5.10%	0.64%	5.73%	0.46%	6.19%	1.81%	6.79%	5.09%	5.41%	8.05%	8.25%
Dec 2023	4.91%	0.77%	5.69%	0.66%	6.35%	1.65%	7.05%	5.59%	5.55%	7.48%	8.25%
Nov 2023	4.66%	0.65%	5.31%	0.45%	5.76%	1.58%	6.47%	4.73%	4.86%	7.35%	7.76%
Oct 2023	4.58%	0.67%	5.25%	0.56%	5.82%	1.62%	6.54%	4.72%	5.00%	7.76%	7.54%
Sep 2023	4.49%	0.60%	5.09%	0.74%	5.82%	1.54%	6.66%	4.79%	4.83%	7.34%	7.73%
Aug 2023	4.62%	0.60%	5.22%	0.76%	5.98%	1.49%	6.78%	4.81%	4.88%	7.66%	8.09%
Jul 2023	4.33%	0.55%	4.88%	0.39%	5.28%	1.35%	6.07%	4.12%	4.18%	6.94%	7.05%
Jun 2023	4.45%	0.54%	4.99%	0.33%	5.32%	1.55%	6.04%	4.14%	4.30%	6.84%	7.00%
May 2023	4.36%	0.55%	4.91%	0.45%	5.36%	1.47%	6.20%	4.33%	4.25%	6.66%	7.09%
Apr 2023	4.29%	0.57%	4.86%	0.48%	5.34%	1.49%	6.21%	4.09%	4.25%	6.53%	7.07%
Mar 2023	4.30%	0.62%	4.93%	0.53%	5.46%	1.67%	6.02%	4.49%	4.57%	7.12%	7.28%
Feb 2023	4.21%	0.58%	4.80%	0.45%	5.24%	1.41%	5.99%	4.05%	4.43%	6.78%	6.79%
Jan 2023	4.85%	0.67%	5.52%	0.81%	6.33%	1.51%	7.33%	4.97%	5.21%	8.07%	8.17%
2023	4.51%	0.62%	5.12%	0.55%	5.68%	1.53%	6.45%	4.57%	4.70%	7.22%	7.49%
Dec 2022	5.20%	0.87%	6.07%	1.23%	7.30%	2.05%	8.33%	6.01%	6.30%	8.81%	9.15%
Nov 2022	4.40%	0.69%	5.09%	0.74%	5.83%	1.75%	6.61%	4.48%	4.88%	7.55%	7.74%
Oct 2022	4.52%	0.65%	5.17%	0.80%	5.97%	1.82%	6.60%	4.75%	4.85%	7.70%	7.92%
Sep 2022	4.45%	0.61%	5.06%	0.70%	5.75%	1.58%	6.63%	4.30%	4.38%	7.59%	7.82%
Aug 2022	4.49%	0.54%	5.02%	0.81%	5.84%	1.70%	6.61%	4.50%	4.54%	7.56%	7.94%
Jul 2022	4.59%	0.57%	5.16%	1.91%	7.07%	1.99%	7.95%	5.58%	5.54%	8.76%	9.52%
Jun 2022	4.38%	0.62%	4.99%	1.92%	6.91%	2.12%	8.02%	5.71%	5.57%	8.72%	8.52%
May 2022	4.14%	0.60%	4.74%	1.03%	5.77%	1.69%	6.61%	4.37%	4.50%	7.25%	7.87%
Apr 2022	4.36%	0.58%	4.93%	2.53%	7.46%	2.28%	8.73%	5.97%	5.66%	9.20%	9.64%
Mar 2022	4.34%	0.59%	4.93%	4.75%	9.68%	3.45%	11.70%	8.60%	7.95%	10.26%	11.35%
Feb 2022	4.01%	0.54%	4.55%	3.23%	7.78%	2.71%	9.37%	6.80%	5.96%	9.18%	9.24%
Jan 2022	3.94%	0.46%	4.40%	5.37%	9.77%	3.11%	11.35%	8.17%	7.93%	12.13%	11.91%
2022	4.40%	0.61%	5.01%	2.09%	7.10%	2.18%	8.21%	5.76%	5.67%	8.72%	9.06%

Staff Category Trend (Covid-19)

Year / Month	Certified absence	Self-certified absence	Non Covid-19 absence	Covid-19 absence	Total absence rate	Medical & Dental	Nursing & Midwifery	Health & Social Care Professionals	Management & Administrative	General Support	Patient & Client Care
Jan 2025	5.98%	0.70%	6.68%	0.21%	6.89%	0.05%	0.26%	0.15%	0.10%	0.23%	0.35%
2025	5.98%	0.70%	6.68%	0.21%	6.89%	0.05%	0.26%	0.15%	0.10%	0.23%	0.35%
Dec 2024	5.94%	0.81%	6.75%	0.26%	7.01%	0.05%	0.31%	0.20%	0.15%	0.35%	0.38%
Nov 2024	5.18%	0.64%	5.82%	0.26%	6.07%	0.06%	0.32%	0.19%	0.19%	0.29%	0.37%
Oct 2024	5.16%	0.61%	5.78%	0.38%	6.15%	0.09%	0.44%	0.31%	0.27%	0.46%	0.52%
Sep 2024	4.98%	0.67%	5.66%	0.52%	6.18%	0.15%	0.64%	0.47%	0.39%	0.60%	0.64%
Aug 2024	5.11%	0.53%	5.64%	0.66%	6.30%	0.19%	0.74%	0.65%	0.52%	0.77%	0.86%
Jul 2024	5.18%	0.57%	5.75%	0.96%	6.71%	0.23%	1.08%	0.99%	0.85%	1.10%	1.18%
Jun 2024	5.08%	0.62%	5.70%	0.74%	6.44%	0.26%	0.87%	0.73%	0.56%	0.81%	0.88%
May 2024	4.85%	0.60%	5.45%	0.31%	5.76%	0.09%	0.41%	0.27%	0.20%	0.32%	0.38%
Apr 2024	4.78%	0.61%	5.40%	0.22%	5.62%	0.08%	0.28%	0.17%	0.10%	0.23%	0.32%
Mar 2024	4.89%	0.62%	5.51%	0.24%	5.75%	0.09%	0.28%	0.16%	0.15%	0.32%	0.34%
Feb 2024	4.86%	0.63%	5.50%	0.33%	5.83%	0.11%	0.39%	0.24%	0.23%	0.39%	0.48%
Jan 2024	5.15%	0.74%	5.88%	0.65%	6.53%	0.19%	0.71%	0.61%	0.52%	0.78%	0.86%
2024	5.10%	0.64%	5.73%	0.46%	6.19%	0.13%	0.54%	0.41%	0.34%	0.54%	0.60%
Dec 2023	4.91%	0.77%	5.69%	0.66%	6.35%	0.20%	0.77%	0.61%	0.53%	0.81%	0.81%
Nov 2023	4.66%	0.65%	5.31%	0.45%	5.76%	0.15%	0.53%	0.36%	0.32%	0.59%	0.59%
Oct 2023	4.58%	0.67%	5.25%	0.56%	5.82%	0.20%	0.62%	0.50%	0.45%	0.74%	0.73%
Sep 2023	4.49%	0.60%	5.09%	0.74%	5.82%	0.23%	0.87%	0.66%	0.58%	0.80%	0.96%
Aug 2023	4.62%	0.60%	5.22%	0.76%	5.98%	0.27%	0.87%	0.66%	0.61%	0.81%	1.02%
Jul 2023	4.33%	0.55%	4.88%	0.39%	5.28%	0.12%	0.48%	0.30%	0.25%	0.39%	0.57%
Jun 2023	4.45%	0.54%	4.99%	0.33%	5.32%	0.11%	0.40%	0.26%	0.20%	0.36%	0.46%
May 2023	4.36%	0.55%	4.91%	0.45%	5.36%	0.17%	0.55%	0.36%	0.30%	0.48%	0.60%
Apr 2023	4.29%	0.57%	4.86%	0.48%	5.34%	0.11%	0.62%	0.36%	0.30%	0.51%	0.65%
Mar 2023	4.30%	0.62%	4.93%	0.53%	5.46%	0.16%	0.62%	0.45%	0.39%	0.62%	0.72%
Feb 2023	4.21%	0.58%	4.80%	0.45%	5.24%	0.13%	0.54%	0.40%	0.31%	0.48%	0.57%
Jan 2023	4.85%	0.67%	5.52%	0.81%	6.33%	0.21%	1.00%	0.70%	0.54%	0.85%	1.05%
2023	4.51%	0.62%	5.12%	0.55%	5.68%	0.17%	0.66%	0.47%	0.40%	0.62%	0.73%
Dec 2022	5.20%	0.87%	6.07%	1.23%	7.30%	0.42%	1.46%	1.14%	1.01%	1.28%	1.45%
Nov 2022	4.40%	0.69%	5.09%	0.74%	5.83%	0.30%	0.89%	0.61%	0.49%	0.88%	0.97%
Oct 2022	4.52%	0.65%	5.17%	0.80%	5.97%	0.32%	0.96%	0.63%	0.53%	0.85%	1.08%
Sep 2022	4.45%	0.61%	5.06%	0.70%	5.75%	0.24%	0.90%	0.53%	0.46%	0.72%	0.91%
Aug 2022	4.49%	0.54%	5.02%	0.81%	5.84%	0.35%	0.99%	0.75%	0.56%	0.79%	1.03%
Jul 2022	4.59%	0.57%	5.16%	1.91%	7.07%	0.72%	2.18%	1.90%	1.58%	1.89%	2.29%
Jun 2022	4.38%	0.62%	4.99%	1.92%	6.91%	0.71%	2.35%	1.92%	1.56%	2.04%	2.00%
May 2022	4.14%	0.60%	4.74%	1.03%	5.77%	0.36%	1.23%	0.87%	0.76%	1.15%	1.30%
Apr 2022	4.36%	0.58%	4.93%	2.53%	7.46%	0.94%	3.08%	2.28%	1.78%	2.68%	3.07%
Mar 2022	4.34%	0.59%	4.93%	4.75%	9.68%	2.12%	5.95%	4.73%	3.80%	4.36%	5.02%
Feb 2022	4.01%	0.54%	4.55%	3.23%	7.78%	1.52%	4.08%	3.29%	2.24%	3.25%	3.38%
Jan 2022	3.94%	0.46%	4.40%	5.37%	9.77%	2.03%	6.30%	4.81%	4.40%	6.43%	6.13%
2022	4.40%	0.61%	5.01%	2.09%	7.10%	0.83%	2.53%	1.95%	1.60%	2.20%	2.40%

Service Trend

Year / Month	Certified absence	Self-certified absence	Non Covid-19 absence	Covid-19 Absence	Total absence rate	Acute Hospital Services	Acute Services	Community Health & Wellbeing	Primary Care	Disabilities	Mental Health	Older People	CHO Operations	Community Services	National Services & Central Functions
Jan 2025	5.98%	0.70%	6.68%	0.21%	6.89%	6.48%	6.48%	5.50%	7.24%	6.96%	7.20%	10.27%	6.07%	7.65%	5.72%
2025	5.98%	0.70%	6.68%	0.21%	6.89%	6.48%	6.48%	5.50%	7.24%	6.96%	7.20%	10.27%	6.07%	7.65%	5.72%
Dec 2024	5.94%	0.81%	6.75%	0.26%	7.01%	6.67%	6.67%	5.74%	7.54%	6.41%	7.42%	10.29%	6.16%	7.56%	6.37%
Nov 2024	5.18%	0.64%	5.82%	0.26%	6.07%	5.76%	5.76%	5.10%	6.31%	5.87%	6.74%	8.93%	5.32%	6.88%	4.99%
Oct 2024	5.16%	0.61%	5.78%	0.38%	6.15%	5.74%	5.74%	4.89%	6.22%	6.34%	6.89%	9.01%	4.64%	6.87%	5.08%
Sep 2024	4.98%	0.67%	5.66%	0.52%	6.18%	5.90%	5.90%	6.18%	6.09%	5.95%	6.66%	9.46%	4.97%	6.74%	4.99%
Aug 2024	5.11%	0.53%	5.64%	0.66%	6.30%	5.89%	5.89%	6.49%	6.65%	6.16%	6.90%	9.48%	5.89%	7.05%	5.32%
Jul 2024	5.18%	0.57%	5.75%	0.96%	6.71%	6.23%	6.23%	7.18%	7.07%	6.88%	7.39%	10.11%	5.49%	7.60%	5.33%
Jun 2024	5.08%	0.62%	5.70%	0.74%	6.44%	6.14%	6.14%	6.29%	6.65%	6.37%	6.62%	9.27%	5.16%	7.00%	5.44%
May 2024	4.85%	0.60%	5.45%	0.31%	5.76%	5.38%	5.38%	7.82%	6.11%	5.97%	5.92%	8.51%	4.31%	6.44%	4.85%
Apr 2024	4.78%	0.61%	5.40%	0.22%	5.62%	5.25%	5.25%	5.49%	5.78%	5.85%	5.89%	8.47%	4.07%	6.29%	4.57%
Mar 2024	4.89%	0.62%	5.51%	0.24%	5.75%	5.41%	5.41%	5.32%	6.04%	5.84%	5.96%	8.43%	3.99%	6.35%	4.88%
Feb 2024	4.86%	0.63%	5.50%	0.33%	5.83%	5.46%	5.46%	5.70%	6.16%	6.06%	5.95%	8.41%	4.59%	6.46%	4.89%
Jan 2024	5.15%	0.74%	5.88%	0.65%	6.53%	6.21%	6.21%	6.74%	6.65%	6.63%	6.61%	9.64%	5.20%	7.17%	5.45%
2024	5.10%	0.64%	5.73%	0.46%	6.19%	5.83%	5.83%	6.08%	6.43%	6.19%	6.57%	9.17%	4.96%	6.85%	5.17%
Dec 2023	4.91%	0.77%	5.69%	0.66%	6.35%	5.93%	5.93%	8.37%	6.60%	6.34%	6.80%	9.09%	5.81%	7.01%	5.84%
Nov 2023	4.66%	0.65%	5.31%	0.45%	5.76%	5.40%	5.40%	4.00%	5.45%	6.12%	6.11%	8.54%	5.13%	6.39%	4.91%
Oct 2023	4.58%	0.67%	5.25%	0.56%	5.82%	5.57%	5.57%	4.80%	5.44%	6.17%	6.01%	7.96%	4.83%	6.29%	4.94%
Sep 2023	4.49%	0.60%	5.09%	0.74%	5.82%	5.56%	5.56%	5.10%	5.51%	6.40%	5.60%	8.21%	4.92%	6.36%	4.80%
Aug 2023	4.62%	0.60%	5.22%	0.76%	5.98%	5.64%	5.64%	5.09%	5.56%	6.62%	5.60%	8.66%	4.41%	6.52%	5.37%
Jul 2023	4.33%	0.55%	4.88%	0.39%	5.28%	5.11%	5.11%	4.17%	4.99%	5.62%	5.04%	7.35%	3.84%	5.67%	4.28%
Jun 2023	4.45%	0.54%	4.99%	0.33%	5.32%	5.09%	5.09%	4.41%	4.86%	5.82%	5.06%	7.44%	3.43%	5.72%	4.39%
May 2023	4.36%	0.55%	4.91%	0.45%	5.36%	5.17%	5.17%	4.40%	4.94%	5.87%	4.98%	7.59%	3.35%	5.76%	4.33%
Apr 2023	4.29%	0.57%	4.86%	0.48%	5.34%	5.10%	5.10%	4.15%	5.00%	5.85%	5.10%	7.37%	3.83%	5.77%	4.55%
Mar 2023	4.30%	0.62%	4.93%	0.53%	5.46%	5.25%	5.25%	3.63%	5.02%	6.00%	5.23%	7.41%	3.52%	5.85%	4.67%
Feb 2023	4.21%	0.58%	4.80%	0.45%	5.24%	4.97%	4.97%	4.93%	5.21%	5.36%	5.11%	7.59%	3.79%	5.86%	4.72%
Jan 2023	4.85%	0.67%	5.52%	0.81%	6.33%	6.01%	6.01%	4.07%	6.18%	6.67%	6.42%	9.14%	5.48%	6.94%	5.11%
2023	4.51%	0.62%	5.12%	0.55%	5.68%	5.41%	5.41%	4.68%	5.39%	6.07%	5.59%	8.03%	4.38%	6.16%	4.82%
Dec 2022	5.20%	0.87%	6.07%	1.23%	7.30%	7.22%	7.22%	6.40%	6.65%	7.30%	7.09%	9.35%	6.74%	7.52%	6.42%
Nov 2022	4.40%	0.69%	5.09%	0.74%	5.83%	5.69%	5.69%	2.99%	5.47%	5.95%	5.59%	8.13%	4.76%	6.15%	4.99%
Oct 2022	4.52%	0.65%	5.17%	0.80%	5.97%	5.74%	5.74%	4.10%	5.67%	6.33%	5.87%	8.03%	5.08%	6.40%	5.09%
Sep 2022	4.45%	0.61%	5.06%	0.70%	5.75%	5.58%	5.58%	3.24%	5.11%	6.37%	5.80%	7.55%	3.76%	6.17%	4.55%
Aug 2022	4.49%	0.54%	5.02%	0.81%	5.84%	5.55%	5.55%	3.87%	5.62%	6.36%	5.93%	7.83%	4.96%	6.36%	4.90%
Jul 2022	4.59%	0.57%	5.16%	1.91%	7.07%	6.72%	6.72%	5.50%	6.78%	7.71%	7.34%	9.05%	5.25%	7.67%	6.24%
Jun 2022	4.38%	0.62%	4.99%	1.92%	6.91%	6.93%	6.93%	7.21%	6.07%	7.15%	6.81%	8.64%	4.63%	7.09%	5.56%
May 2022	4.14%	0.60%	4.74%	1.03%	5.77%	5.68%	5.68%	4.64%	5.08%	6.22%	5.44%	7.55%	4.16%	6.03%	4.81%
Apr 2022	4.36%	0.58%	4.93%	2.53%	7.46%	7.27%	7.27%	6.32%	6.54%	8.31%	7.17%	9.90%	4.04%	7.95%	5.90%
Mar 2022	4.34%	0.59%	4.93%	4.75%	9.68%	9.89%	9.89%	9.18%	9.20%	9.98%	9.20%	11.30%	5.02%	9.87%	6.91%
Feb 2022	4.01%	0.54%	4.55%	3.23%	7.78%	8.05%	8.05%	6.51%	6.81%	7.75%	6.92%	9.95%		7.76%	5.67%
Jan 2022	3.94%	0.46%	4.40%	5.37%	9.77%	9.97%	9.97%	6.26%	8.35%	9.99%	9.56%	12.38%		9.98%	6.86%
2022	4.40%	0.61%	5.01%	2.09%	7.10%	7.02%	7.02%	5.31%	6.46%	7.44%	6.89%	9.13%	4.93%	7.41%	5.67%

