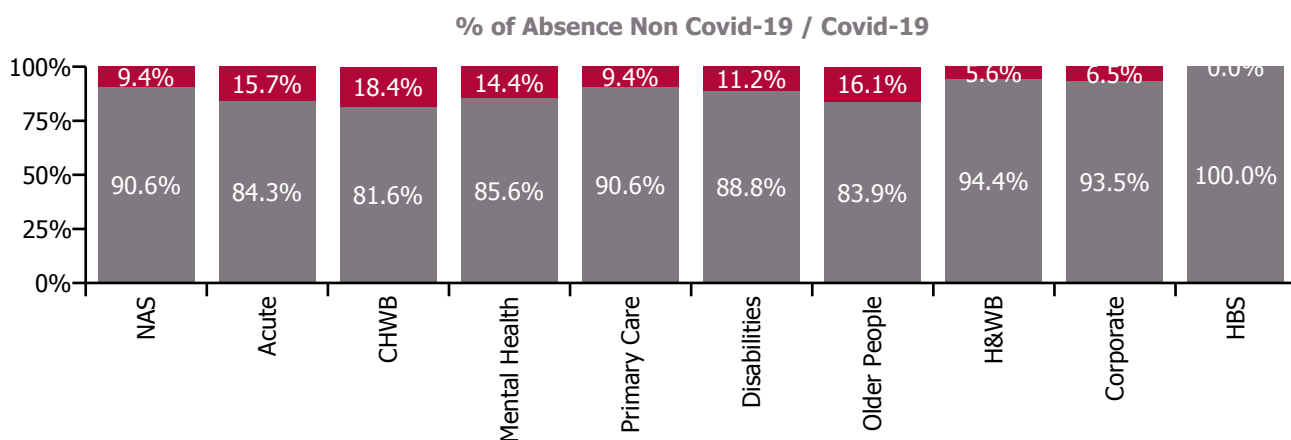
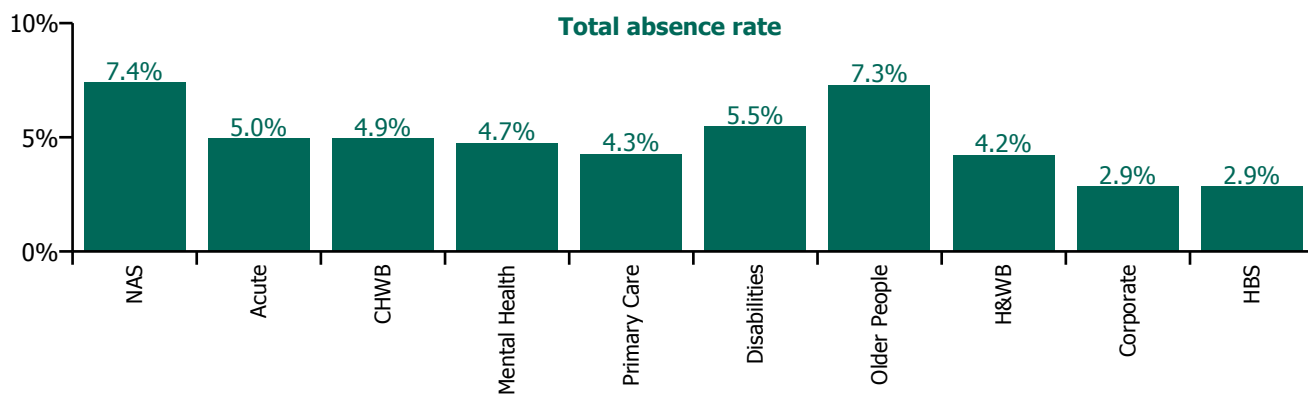


July 2021

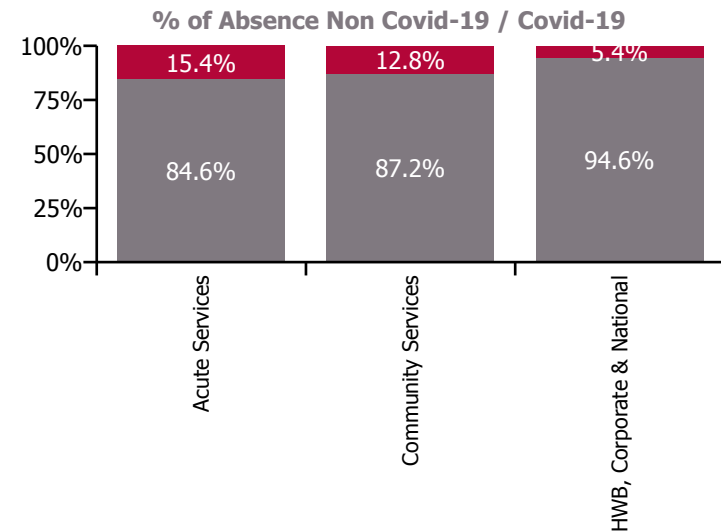
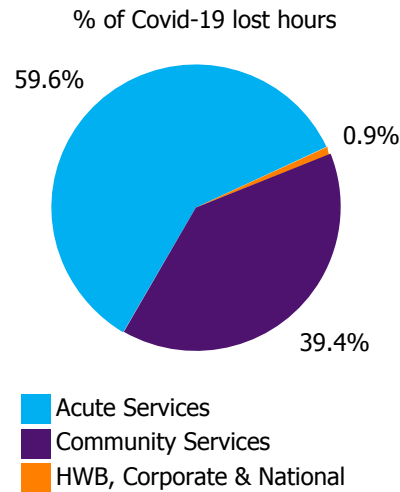
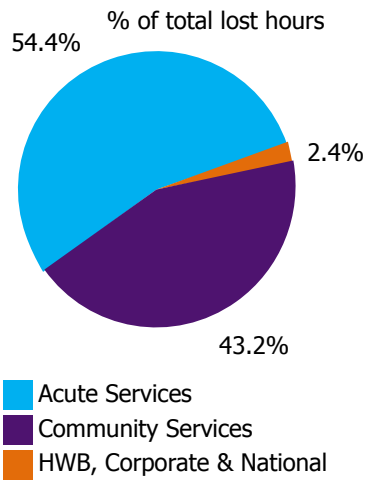
Health Service Absence Rate - by Staff Category: Jul 2021	Certified absence	Self-certified absence	Non Covid-19 absence	Covid-19 absence	Total absence rate	% Non Covid-19 absence	% Covid-19 absence
Total	3.94%	0.45%	4.40%	0.72%	5.11%	86.01%	13.99%
Medical & Dental	1.03%	0.07%	1.10%	0.24%	1.34%	82.06%	17.94%
Nursing & Midwifery	4.12%	0.69%	4.81%	1.01%	5.82%	82.63%	17.37%
Health & Social Care Professionals	3.21%	0.23%	3.44%	0.47%	3.91%	87.91%	12.09%
Management & Administrative	3.44%	0.23%	3.67%	0.44%	4.11%	89.24%	10.76%
General Support	5.35%	0.45%	5.80%	0.72%	6.51%	88.96%	11.04%
Patient & Client Care	5.45%	0.58%	6.03%	0.82%	6.85%	87.99%	12.01%

Health Service Absence Rate - by Care Group: Jul 2021	Certified absence	Self-certified absence	Non Covid-19 absence	Covid-19 absence	Total absence rate	% Non Covid-19 absence	% Covid-19 absence
Total	3.94%	0.45%	4.40%	0.72%	5.11%	86.01%	13.99%
Ambulance Services	5.94%	0.77%	6.72%	0.70%	7.42%	90.57%	9.43%
Acute Hospital Services	3.66%	0.52%	4.19%	0.78%	4.96%	84.33%	15.67%
Acute Services	3.74%	0.53%	4.27%	0.78%	5.05%	84.65%	15.35%
Community Health & Wellbeing	4.00%	0.04%	4.04%	0.91%	4.95%	81.57%	18.43%
Mental Health	3.66%	0.40%	4.06%	0.68%	4.75%	85.58%	14.42%
Primary Care	3.67%	0.20%	3.87%	0.40%	4.28%	90.58%	9.42%
Disabilities	4.45%	0.41%	4.86%	0.61%	5.48%	88.79%	11.21%
Older People	5.57%	0.54%	6.12%	1.18%	7.30%	83.88%	16.12%
Community Services	4.33%	0.39%	4.72%	0.69%	5.41%	87.23%	12.77%
Health & Wellbeing	3.87%	0.11%	3.98%	0.24%	4.22%	94.38%	5.62%
Corporate	2.58%	0.10%	2.68%	0.19%	2.86%	93.49%	6.51%
Health Business Services	2.66%	0.19%	2.86%		2.86%	100.00%	
HWB, Corporate & National	2.71%	0.11%	2.82%	0.16%	2.98%	94.63%	5.37%



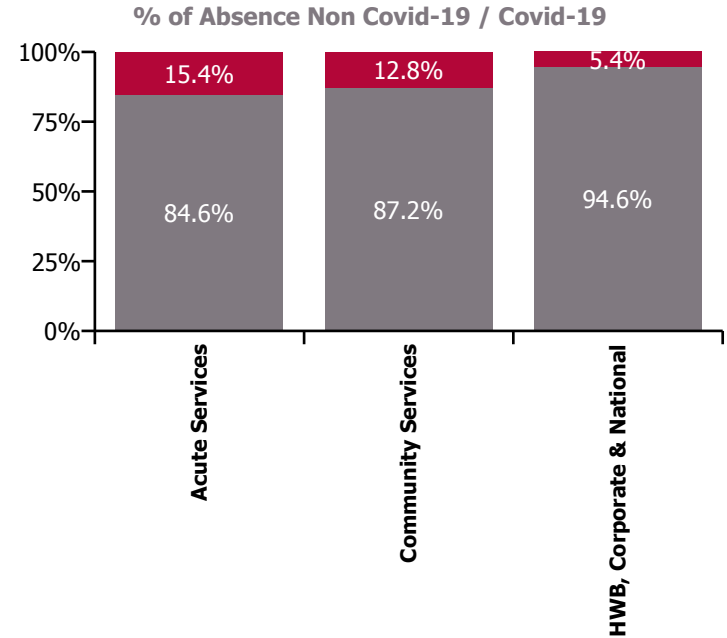
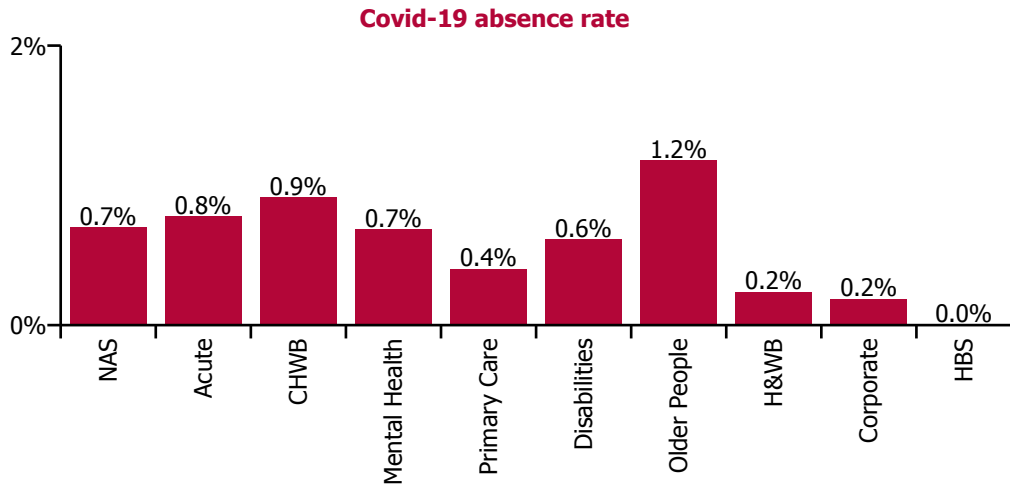
July 2021

Health Service Absence Rate - by Care Group: Jul 2021	Medical & Dental	Nursing & Midwifery	Health & Social Care Professionals	Management & Administrative	General Support	Patient & Client Care	Certified absence	Self-certified absence	Non Covid-19 absence	Covid-19 absence	Total absence rate
Total	1.34%	5.82%	3.91%	4.11%	6.51%	6.85%	3.94%	0.45%	4.40%	0.72%	5.11%
Ambulance Services				3.08%	0.37%	7.67%	5.94%	0.77%	6.72%	0.70%	7.42%
Acute Hospital Services	1.06%	5.86%	3.86%	4.75%	6.75%	6.99%	3.66%	0.52%	4.19%	0.78%	4.96%
Acute Services	1.06%	5.86%	3.86%	4.73%	6.73%	7.18%	3.74%	0.53%	4.27%	0.78%	5.05%
Community Health & Wellbeing		22.82%	14.53%	1.48%		14.80%	4.00%	0.04%	4.04%	0.91%	4.95%
Mental Health	1.56%	5.43%	3.79%	3.78%	5.82%	5.76%	3.66%	0.40%	4.06%	0.68%	4.75%
Primary Care	2.76%	4.78%	3.70%	3.84%	3.96%	5.85%	3.67%	0.20%	3.87%	0.40%	4.28%
Disabilities	5.18%	5.90%	4.71%	3.49%	6.24%	6.00%	4.45%	0.41%	4.86%	0.61%	5.48%
Older People	0.58%	7.04%	1.73%	3.80%	7.89%	8.77%	5.57%	0.54%	6.12%	1.18%	7.30%
Community Services	2.24%	5.79%	4.13%	3.72%	6.27%	6.70%	4.33%	0.39%	4.72%	0.69%	5.41%
Health & Wellbeing	5.95%	3.28%	3.51%	3.59%			3.87%	0.11%	3.98%	0.24%	4.22%
Corporate	1.70%	4.05%	2.72%	2.90%	5.77%	0.99%	2.58%	0.10%	2.68%	0.19%	2.86%
Health Business Services				3.13%	1.75%		2.66%	0.19%	2.86%		2.86%
HWB, Corporate & National	3.62%	3.86%	2.76%	2.99%	2.39%	0.95%	2.71%	0.11%	2.82%	0.16%	2.98%



July 2021

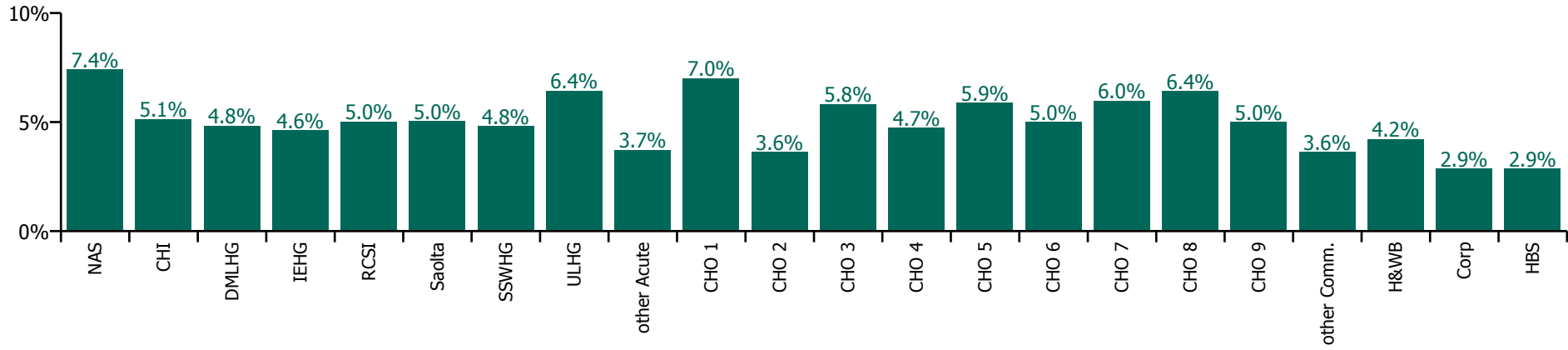
Health Service Covid-19 Absence Rate - by Staff Category & Care Group: Jul 2021	Medical & Dental	Nursing & Midwifery	Health & Social Care Professionals	Management & Administrative	General Support	Patient & Client Care	Covid-19 absence	Non Covid-19 absence	Total absence rate
Total	0.24%	1.01%	0.47%	0.44%	0.72%	0.82%	0.72%	4.40%	5.11%
Ambulance Services				0.09%		0.73%	0.70%	6.72%	7.42%
Acute Hospital Services	0.22%	1.07%	0.57%	0.73%	0.76%	0.80%	0.78%	4.19%	4.96%
Acute Services	0.22%	1.07%	0.57%	0.73%	0.76%	0.78%	0.78%	4.27%	5.05%
Community Health & Wellbeing						7.11%	0.91%	4.04%	4.95%
Mental Health	0.22%	0.91%	0.18%	0.22%	0.73%	1.05%	0.68%	4.06%	4.75%
Primary Care	0.23%	0.45%	0.41%	0.23%	0.63%	0.65%	0.40%	3.87%	4.28%
Disabilities	0.05%	0.71%	0.57%	0.05%	0.58%	0.66%	0.61%	4.86%	5.48%
Older People	0.27%	1.59%	0.21%	0.02%	0.75%	1.25%	1.18%	6.12%	7.30%
Community Services	0.22%	0.92%	0.44%	0.16%	0.67%	0.85%	0.69%	4.72%	5.41%
Health & Wellbeing	0.81%						0.24%	3.98%	4.22%
Corporate	1.34%	0.32%		0.19%			0.19%	2.68%	2.86%
Health Business Services								2.86%	2.86%
HWB, Corporate & National	1.10%	0.25%		0.13%			0.16%	2.82%	2.98%



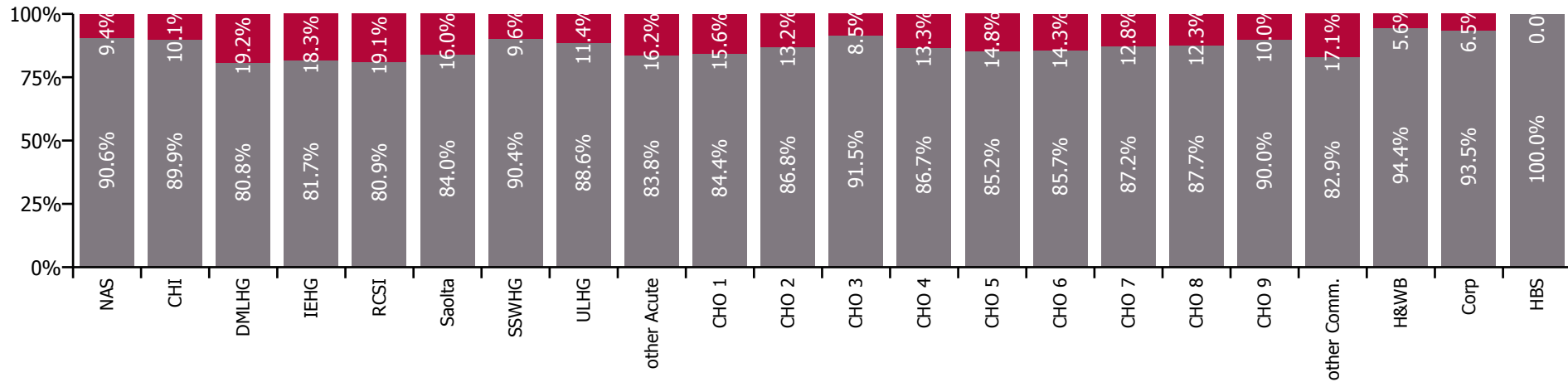
July 2021

Health Service Absence Rate - by HG , CHO/Care Group & Staff Category: Jul 2021	Medical & Dental	Nursing & Midwifery	Health & Social Care Professionals	Management & Administrative	General Support	Patient & Client Care	Certified absence	Self-certified absence	Non Covid-19 absence	Covid-19 absence	Total absence rate
Total	1.34%	5.82%	3.91%	4.11%	6.51%	6.85%	3.94%	0.45%	4.40%	0.72%	5.11%
Children's Health Ireland	2.05%	6.35%	4.06%	5.34%	7.04%	5.27%	4.09%	0.52%	4.61%	0.52%	5.13%
Dublin Midlands Hospital Group	0.79%	5.91%	3.87%	4.33%	5.38%	7.80%	3.40%	0.51%	3.91%	0.93%	4.84%
Ireland East Hospital Group	0.86%	5.38%	3.50%	4.67%	6.33%	6.89%	3.42%	0.35%	3.78%	0.84%	4.62%
National Ambulance Service				3.08%	0.37%	7.67%	5.94%	0.77%	6.72%	0.70%	7.42%
RCSI Hospitals Group	1.14%	5.94%	2.81%	5.05%	8.25%	6.28%	3.70%	0.37%	4.07%	0.96%	5.03%
Saolta University Hospital Care Group	1.12%	6.14%	4.29%	4.39%	6.72%	7.21%	3.55%	0.68%	4.23%	0.81%	5.03%
South/South West Hospital Group	1.05%	5.46%	4.95%	5.22%	5.36%	6.13%	3.62%	0.72%	4.34%	0.46%	4.80%
University of Limerick Hospital Group	1.28%	6.85%	3.72%	4.45%	10.97%	9.58%	5.11%	0.59%	5.70%	0.74%	6.43%
Other Acute Services		6.72%	2.27%	3.73%	2.09%	1.99%	2.76%	0.35%	3.12%	0.60%	3.72%
Acute Services	1.06%	5.86%	3.86%	4.73%	6.73%	7.18%	3.74%	0.53%	4.27%	0.78%	5.05%
CHO 1	2.66%	7.81%	4.25%	4.39%	9.01%	8.33%	5.59%	0.32%	5.91%	1.09%	7.00%
CHO 2	1.58%	4.03%	3.02%	2.32%	4.13%	4.24%	3.01%	0.14%	3.15%	0.48%	3.63%
CHO 3	4.55%	7.02%	4.47%	3.81%	5.33%	6.21%	4.97%	0.35%	5.33%	0.49%	5.82%
CHO 4	1.53%	4.45%	3.00%	2.48%	4.94%	6.70%	3.68%	0.43%	4.11%	0.63%	4.74%
CHO 5	2.67%	6.89%	3.94%	4.68%	7.18%	6.48%	4.56%	0.44%	5.00%	0.87%	5.87%
CHO 6	3.39%	4.80%	5.13%	3.45%	4.29%	6.36%	3.81%	0.47%	4.28%	0.71%	5.00%
CHO 7	2.16%	5.67%	4.75%	4.66%	7.88%	7.27%	4.73%	0.48%	5.21%	0.76%	5.97%
CHO 8	1.64%	6.99%	5.05%	4.76%	5.25%	7.98%	5.29%	0.34%	5.62%	0.79%	6.42%
CHO 9	2.34%	5.15%	4.01%	4.03%	5.90%	6.66%	4.10%	0.41%	4.50%	0.50%	5.00%
Other Community Services		5.27%	0.40%	1.96%	5.32%	4.53%	2.15%	0.87%	3.01%	0.62%	3.64%
Community Services	2.24%	5.79%	4.13%	3.72%	6.27%	6.70%	4.33%	0.39%	4.72%	0.69%	5.41%
HWB, Corporate & National	3.62%	3.86%	2.76%	2.99%	2.39%	0.95%	2.71%	0.11%	2.82%	0.16%	2.98%

Total absence rate

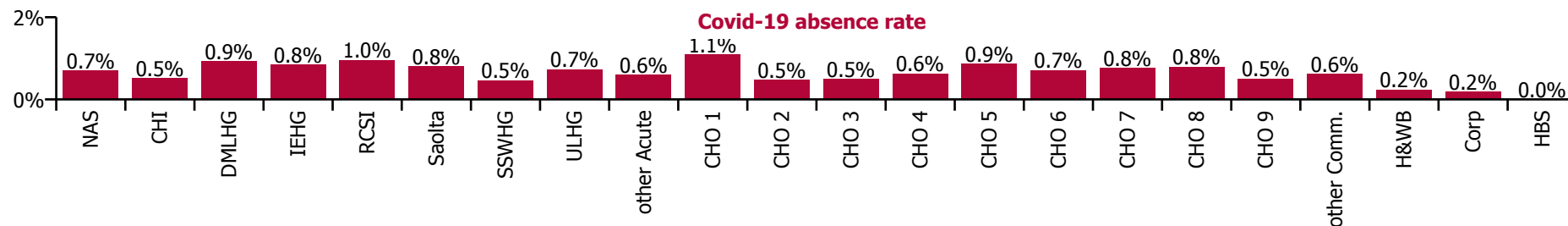


% of Absence Non Covid-19 / Covid-19



July 2021

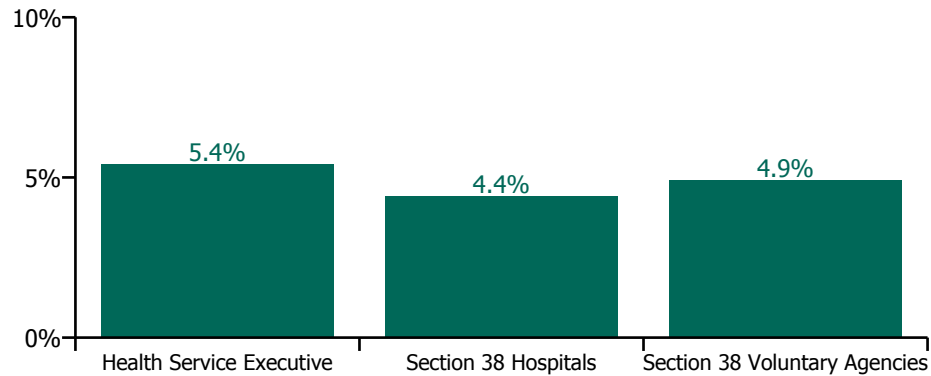
Health Service Covid-19 Absence Rate - by Staff Category & HG/ CHO: Jul 2021	Medical & Dental	Nursing & Midwifery	Health & Social Care Professionals	Management & Administrative	General Support	Patient & Client Care	Covid-19 absence	Non Covid-19 absence	Total absence rate
Total	0.24%	1.01%	0.47%	0.44%	0.72%	0.82%	0.72%	4.40%	5.11%
Children's Health Ireland	0.37%	0.74%	0.53%	0.35%	0.27%	0.34%	0.52%	4.61%	5.13%
Dublin Midlands Hospital Group	0.25%	1.35%	0.64%	0.66%	0.72%	1.23%	0.93%	3.91%	4.84%
Ireland East Hospital Group	0.20%	1.20%	0.73%	0.94%	0.93%	0.36%	0.84%	3.78%	4.62%
National Ambulance Service				0.09%		0.73%	0.70%	6.72%	7.42%
RCSI Hospitals Group	0.31%	1.27%	0.39%	0.87%	1.16%	1.30%	0.96%	4.07%	5.03%
Saolta University Hospital Care Group	0.16%	1.13%	0.84%	0.63%	0.69%	0.91%	0.81%	4.23%	5.03%
South/South West Hospital Group	0.07%	0.53%	0.34%	0.94%	0.42%	0.13%	0.46%	4.34%	4.80%
University of Limerick Hospital Group	0.36%	1.09%	0.24%	0.28%	0.91%	0.52%	0.74%	5.70%	6.43%
Other Acute Services		1.51%	0.34%	0.37%	0.06%	0.07%	0.60%	3.12%	3.72%
Acute Services	0.22%	1.07%	0.57%	0.73%	0.76%	0.78%	0.78%	4.27%	5.05%
CHO 1	0.46%	1.35%	0.28%	0.24%	1.87%	1.38%	1.09%	5.91%	7.00%
CHO 2		0.91%	0.18%	0.03%	0.15%	0.49%	0.48%	3.15%	3.63%
CHO 3	0.13%	0.72%	0.50%	0.04%	0.50%	0.47%	0.49%	5.33%	5.82%
CHO 4		0.89%	0.16%	0.06%	0.48%	0.87%	0.63%	4.11%	4.74%
CHO 5	0.74%	0.92%	0.95%	0.02%	0.30%	0.96%	0.87%	5.00%	5.87%
CHO 6		0.88%	0.69%	0.18%	0.04%	1.15%	0.71%	4.28%	5.00%
CHO 7	0.02%	0.95%	0.51%	0.37%	1.29%	0.84%	0.76%	5.21%	5.97%
CHO 8		1.10%	0.48%	0.15%	1.20%	0.99%	0.79%	5.62%	6.42%
CHO 9	0.71%	0.57%	0.43%	0.32%	0.29%	0.61%	0.50%	4.50%	5.00%
Other Community Services		1.05%			0.41%	1.11%	0.62%	3.01%	3.64%
Community Services	0.22%	0.92%	0.44%	0.16%	0.67%	0.85%	0.69%	4.72%	5.41%
Health & Wellbeing	0.81%						0.24%	3.98%	4.22%
Corporate	1.34%	0.32%		0.19%			0.19%	2.68%	2.86%
Health Business Services								2.86%	2.86%
HWB, Corporate & National	1.10%	0.25%		0.13%			0.16%	2.82%	2.98%



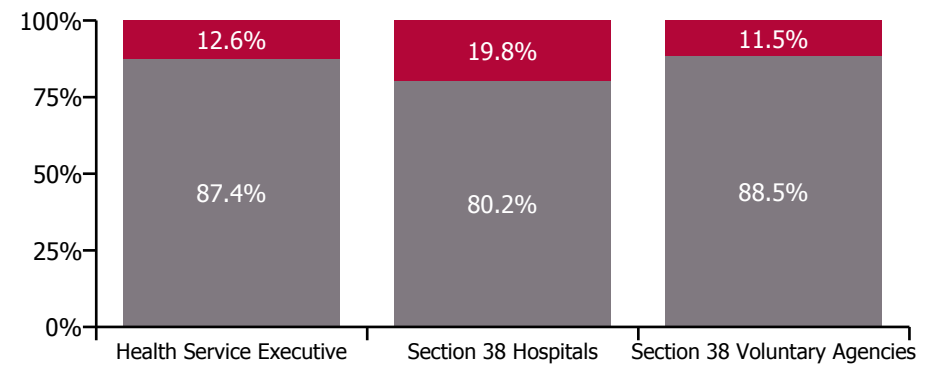
July 2021

Health Service Absence Rate - by Care Group: Jul 2021	Medical & Dental	Nursing & Midwifery	Health & Social Care Professionals	Management & Administrative	General Support	Patient & Client Care	Certified absence	Self-certified absence	Non Covid-19 absence	Covid-19 absence	Total absence rate
Total	1.34%	5.82%	3.91%	4.11%	6.51%	6.85%	3.94%	0.45%	4.40%	0.72%	5.11%
Health Service Executive	1.60%	6.17%	3.83%	3.95%	6.94%	7.76%	4.27%	0.47%	4.74%	0.68%	5.42%
Ambulance Services				3.08%	0.37%	7.67%	5.94%	0.77%	6.72%	0.70%	7.42%
Acute Hospital Services	1.27%	6.33%	4.20%	4.72%	7.28%	8.02%	4.15%	0.58%	4.73%	0.69%	5.43%
Community Health & Wellbeing		22.82%	14.53%	1.48%		14.80%	4.00%	0.04%	4.04%	0.91%	4.95%
Mental Health	1.59%	5.58%	3.70%	3.47%	6.03%	5.76%	3.70%	0.41%	4.11%	0.70%	4.81%
Primary Care	2.92%	4.89%	3.74%	3.92%	4.33%	5.82%	3.72%	0.20%	3.92%	0.42%	4.34%
Disabilities	3.48%	7.60%	5.43%	4.98%	6.98%	7.91%	5.95%	0.43%	6.37%	0.71%	7.09%
Older People	0.06%	7.16%	1.30%	3.74%	8.56%	8.95%	5.73%	0.55%	6.28%	1.21%	7.49%
Health & Wellbeing	5.95%	3.28%	3.51%	3.59%			3.87%	0.11%	3.98%	0.24%	4.22%
Corporate	1.70%	4.05%	2.72%	2.90%	5.77%	0.99%	2.58%	0.10%	2.68%	0.19%	2.86%
Health Business Services				3.13%	1.75%		2.66%	0.19%	2.86%		2.86%
Section 38 Hospitals	0.82%	5.29%	3.52%	4.78%	6.06%	5.41%	3.09%	0.46%	3.55%	0.88%	4.42%
Section 38 Voluntary Agencies	2.81%	4.84%	4.55%	3.11%	5.47%	5.59%	3.97%	0.40%	4.36%	0.57%	4.93%

Total absence rate



Non Covid-19 & Covid-19 Absence



Staff Category

Year/ month	Medical & Dental	Nursing & Midwifery	Health & Social Care Professionals	Management & Administrative	General Support	Patient & Client Care	Certified absence	Self-certified absence	Non Covid-19 absence	Covid-19 absence	Total absence rate
2021	1.79%	6.65%	4.05%	4.12%	7.04%	7.55%	3.66%	0.42%	4.07%	1.56%	5.63%
Jul 2021	1.34%	5.82%	3.91%	4.11%	6.51%	6.85%	3.94%	0.45%	4.40%	0.72%	5.11%
Jun 2021	1.25%	5.45%	3.49%	3.55%	6.05%	6.45%	3.74%	0.46%	4.20%	0.56%	4.76%
May 2021	1.15%	5.05%	3.22%	3.33%	5.57%	5.96%	3.37%	0.38%	3.75%	0.62%	4.37%
Apr 2021	1.34%	5.36%	3.31%	3.33%	5.80%	6.26%	3.41%	0.36%	3.78%	0.79%	4.57%
Mar 2021	1.36%	5.77%	3.70%	3.58%	6.10%	6.64%	3.46%	0.39%	3.85%	1.05%	4.90%
Feb 2021	1.82%	7.59%	4.50%	4.58%	7.92%	8.98%	3.76%	0.49%	4.25%	2.17%	6.42%
Jan 2021	4.34%	11.48%	6.27%	6.46%	11.28%	11.69%	3.91%	0.38%	4.29%	5.05%	9.34%
2020	2.33%	7.10%	4.46%	4.74%	7.32%	7.88%	4.07%	0.40%	4.46%	1.60%	6.06%
Dec 2020	2.31%	7.19%	3.99%	4.67%	6.95%	7.59%	3.88%	0.38%	4.25%	1.67%	5.92%
Nov 2020	2.12%	6.67%	3.70%	4.53%	6.84%	7.06%	3.71%	0.34%	4.05%	1.48%	5.53%
Oct 2020	2.25%	7.02%	4.46%	4.55%	7.09%	7.74%	3.92%	0.38%	4.30%	1.64%	5.94%
Sep 2020	1.88%	6.63%	4.38%	4.47%	6.95%	7.29%	4.08%	0.41%	4.49%	1.15%	5.64%
Aug 2020	1.49%	5.71%	3.81%	4.17%	6.57%	6.92%	4.03%	0.39%	4.42%	0.68%	5.10%
Jul 2020	1.17%	5.38%	3.50%	3.66%	6.36%	6.49%	3.78%	0.36%	4.13%	0.61%	4.74%
Jun 2020	1.33%	5.65%	3.16%	3.67%	6.44%	6.59%	3.63%	0.32%	3.95%	0.85%	4.80%
May 2020	2.28%	8.26%	4.39%	4.46%	7.97%	9.55%	4.05%	0.28%	4.33%	2.43%	6.76%
Apr 2020	5.48%	13.42%	7.25%	6.48%	11.06%	13.10%	4.41%	0.37%	4.78%	5.64%	10.42%
Mar 2020	4.77%	8.74%	6.87%	6.60%	8.63%	9.10%	4.48%	0.41%	4.89%	2.94%	7.83%
Feb 2020	1.49%	4.97%	3.82%	4.65%	6.31%	6.16%	4.25%	0.54%	4.79%		4.79%
Jan 2020	1.44%	5.44%	4.19%	5.01%	6.61%	6.84%	4.61%	0.60%	5.20%		5.20%
2019	1.32%	5.06%	3.72%	4.42%	5.88%	6.00%	4.14%	0.53%	4.67%		4.67%
Dec 2019	1.55%	5.57%	4.24%	5.02%	6.41%	6.22%	4.48%	0.67%	5.14%		5.14%
Nov 2019	1.30%	5.27%	3.73%	4.57%	5.99%	6.05%	4.22%	0.56%	4.79%		4.79%
Oct 2019	1.28%	5.26%	3.67%	4.47%	5.93%	6.24%	4.25%	0.53%	4.78%		4.78%
Sep 2019	1.30%	5.03%	3.83%	4.48%	6.11%	5.94%	4.18%	0.50%	4.68%		4.68%
Aug 2019	1.31%	4.92%	3.75%	4.36%	5.68%	6.10%	4.21%	0.42%	4.63%		4.63%
Jul 2019	1.19%	4.84%	3.61%	4.23%	5.64%	5.99%	4.10%	0.42%	4.52%		4.52%
Jun 2019	1.40%	4.82%	3.58%	3.93%	5.77%	6.11%	4.02%	0.53%	4.54%		4.54%
May 2019	1.31%	4.75%	3.62%	3.89%	5.45%	5.66%	3.92%	0.45%	4.37%		4.37%
Apr 2019	1.37%	4.74%	3.54%	4.03%	5.58%	5.81%	3.94%	0.48%	4.42%		4.42%
Mar 2019	1.17%	4.65%	3.55%	4.34%	5.93%	5.57%	3.92%	0.50%	4.42%		4.42%
Feb 2019	1.39%	5.46%	3.64%	4.66%	5.76%	5.90%	4.13%	0.68%	4.82%		4.82%
Jan 2019	1.24%	5.38%	3.91%	5.02%	6.31%	6.37%	4.29%	0.64%	4.92%		4.92%
2018	1.25%	4.91%	3.62%	4.37%	5.76%	6.03%	4.11%	0.49%	4.61%		4.61%

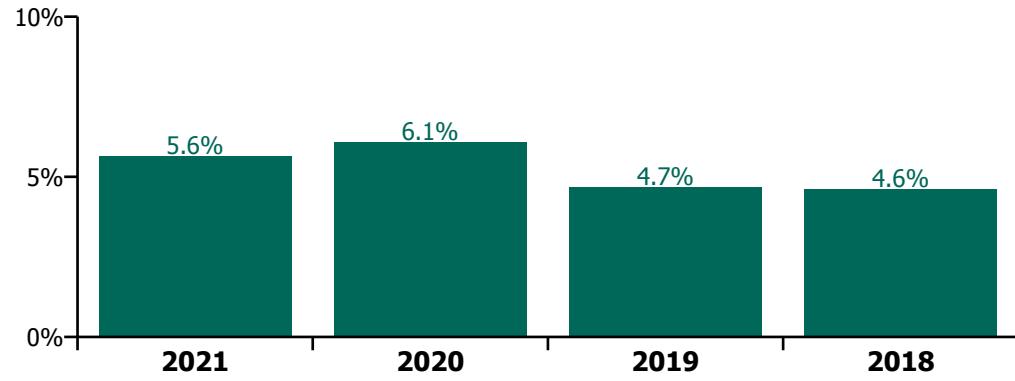
COVID-19 absence

Year/ month	Medical & Dental	Nursing & Midwifery	Health & Social Care Professionals	Management & Administrative	General Support	Patient & Client Care	Certified absence	Self-certified absence	Non Covid-19 absence	Covid-19 absence	Total absence rate
2021	0.70%	2.05%	0.95%	0.86%	1.83%	2.04%	3.66%	0.42%	4.07%	1.56%	5.63%
Jul 2021	0.24%	1.01%	0.47%	0.44%	0.72%	0.82%	3.94%	0.45%	4.40%	0.72%	5.11%
Jun 2021	0.15%	0.76%	0.34%	0.27%	0.61%	0.79%	3.74%	0.46%	4.20%	0.56%	4.76%
May 2021	0.15%	0.84%	0.41%	0.28%	0.66%	0.88%	3.37%	0.38%	3.75%	0.62%	4.37%
Apr 2021	0.23%	1.04%	0.50%	0.38%	0.96%	1.11%	3.41%	0.36%	3.78%	0.79%	4.57%
Mar 2021	0.31%	1.41%	0.66%	0.55%	1.20%	1.43%	3.46%	0.39%	3.85%	1.05%	4.90%
Feb 2021	0.69%	2.76%	1.30%	1.16%	2.53%	3.20%	3.76%	0.49%	4.25%	2.17%	6.42%
Jan 2021	3.19%	6.51%	3.05%	3.03%	6.10%	6.01%	3.91%	0.38%	4.29%	5.05%	9.34%
2020	1.10%	2.16%	1.11%	0.86%	1.58%	1.89%	4.07%	0.40%	4.46%	1.60%	6.06%
Dec 2020	1.19%	2.33%	0.91%	1.00%	1.69%	1.98%	3.88%	0.38%	4.25%	1.67%	5.92%
Nov 2020	0.87%	2.04%	0.73%	1.07%	1.66%	1.70%	3.71%	0.34%	4.05%	1.48%	5.53%
Oct 2020	0.92%	2.16%	1.15%	0.85%	1.76%	2.07%	3.92%	0.38%	4.30%	1.64%	5.94%
Sep 2020	0.72%	1.46%	0.97%	0.59%	1.34%	1.39%	4.08%	0.41%	4.49%	1.15%	5.64%
Aug 2020	0.27%	0.81%	0.57%	0.36%	0.93%	0.90%	4.03%	0.39%	4.42%	0.68%	5.10%
Jul 2020	0.20%	0.77%	0.40%	0.35%	1.00%	0.72%	3.78%	0.36%	4.13%	0.61%	4.74%
Jun 2020	0.33%	1.17%	0.44%	0.50%	1.10%	1.06%	3.63%	0.32%	3.95%	0.85%	4.80%
May 2020	1.26%	3.36%	1.49%	1.01%	2.17%	3.35%	4.05%	0.28%	4.33%	2.43%	6.76%
Apr 2020	4.26%	8.15%	3.63%	2.43%	4.73%	6.60%	4.41%	0.37%	4.78%	5.64%	10.42%
Mar 2020	3.23%	3.50%	2.91%	2.15%	2.36%	2.80%	4.48%	0.41%	4.89%	2.94%	7.83%
Feb 2020							4.25%	0.54%	4.79%		4.79%
Jan 2020							4.61%	0.60%	5.20%		5.20%
2019							4.14%	0.53%	4.67%		4.67%
2018							4.11%	0.49%	4.61%		4.61%

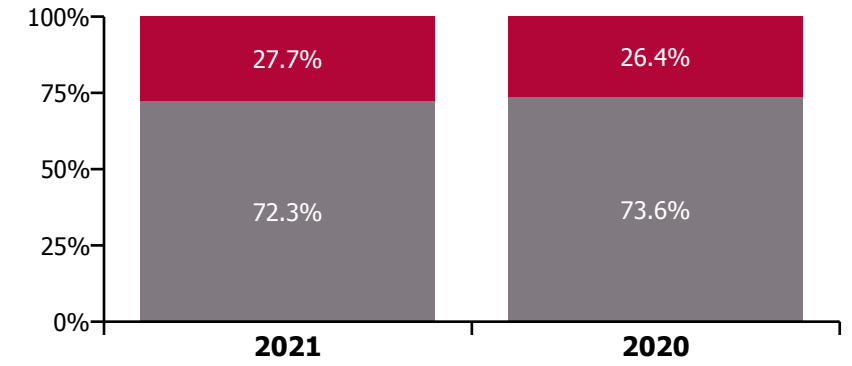
Service

Year/ month	NAS	Acute	Acute Services absence rate	CHWB	Mental Health	Primary Care	Disabilities	Older People	Community Services absence rate	H&WB	Corporate	HBS	HWB, Corporate & National absence rate	Certified absence	Self-certified absence	Non Covid-19 absence	Covid-19 absence	Total absence rate
2021	6.67%	5.60%	5.63%	4.69%	4.93%	4.42%	6.13%	8.24%	5.89%	4.29%	2.99%	3.32%	3.16%	3.66%	0.42%	4.07%	1.56%	5.63%
Jul 2021	7.42%	4.96%	5.05%	4.95%	4.75%	4.28%	5.48%	7.30%	5.41%	4.22%	2.86%	2.86%	2.98%	3.94%	0.45%	4.40%	0.72%	5.11%
Jun 2021	6.06%	4.54%	4.59%	5.63%	4.30%	4.09%	5.48%	6.96%	5.20%	4.49%	2.73%	2.63%	2.87%	3.74%	0.46%	4.20%	0.56%	4.76%
May 2021	5.23%	4.26%	4.29%	3.57%	3.75%	3.77%	4.96%	6.29%	4.69%	2.78%	2.26%	2.32%	2.31%	3.37%	0.38%	3.75%	0.62%	4.37%
Apr 2021	5.94%	4.43%	4.45%	4.15%	3.98%	3.62%	5.13%	6.92%	4.87%	4.01%	2.69%	3.67%	2.98%	3.41%	0.36%	3.78%	0.79%	4.57%
Mar 2021	5.12%	4.82%	4.83%	4.24%	4.51%	3.71%	5.48%	7.06%	5.18%	4.95%	2.83%	3.09%	3.03%	3.46%	0.39%	3.85%	1.05%	4.90%
Feb 2021	6.55%	6.32%	6.33%	4.30%	5.41%	4.71%	6.89%	10.78%	6.82%	4.87%	3.34%	3.76%	3.53%	3.76%	0.49%	4.25%	2.17%	6.42%
Jan 2021	9.74%	9.94%	9.93%	5.92%	7.76%	6.81%	9.40%	12.35%	9.05%	4.94%	4.28%	4.56%	4.39%	3.91%	0.38%	4.29%	5.05%	9.34%
2020	7.35%	6.03%	6.07%	4.09%	5.58%	5.36%	6.23%	8.29%	6.31%	4.49%	3.95%	3.59%	3.92%	4.07%	0.40%	4.46%	1.60%	6.06%
Dec 2020	7.61%	6.05%	6.10%	6.12%	5.58%	4.82%	5.51%	8.08%	5.89%	5.52%	4.40%	3.87%	4.37%	3.88%	0.38%	4.25%	1.67%	5.92%
Nov 2020	6.50%	5.76%	5.78%	4.17%	5.07%	4.53%	5.09%	7.38%	5.36%	4.01%	4.62%	2.88%	4.31%	3.71%	0.34%	4.05%	1.48%	5.53%
Oct 2020	7.79%	6.02%	6.08%	3.55%	5.33%	5.36%	6.08%	7.69%	6.09%	5.17%	3.50%	3.00%	3.48%	3.92%	0.38%	4.30%	1.64%	5.94%
Sep 2020	6.91%	5.55%	5.59%	3.25%	5.44%	5.21%	5.76%	7.73%	5.96%	4.39%	3.96%	2.83%	3.80%	4.08%	0.41%	4.49%	1.15%	5.64%
Aug 2020	6.43%	4.87%	4.92%	2.71%	4.93%	4.90%	5.32%	7.32%	5.55%	2.66%	3.07%	3.22%	3.08%	4.03%	0.39%	4.42%	0.68%	5.10%
Jul 2020	5.51%	4.51%	4.54%	3.56%	4.49%	4.42%	5.26%	6.69%	5.21%	3.92%	2.86%	2.97%	2.94%	3.78%	0.36%	4.13%	0.61%	4.74%
Jun 2020	6.82%	4.66%	4.73%	3.34%	4.42%	4.22%	5.00%	7.11%	5.13%	4.51%	2.78%	2.44%	2.79%	3.63%	0.32%	3.95%	0.85%	4.80%
May 2020	8.98%	6.60%	6.68%	3.83%	6.22%	4.88%	7.19%	10.85%	7.26%	4.44%	3.08%	2.78%	3.13%	4.05%	0.28%	4.33%	2.43%	6.76%
Apr 2020	9.33%	11.09%	11.03%	7.62%	8.31%	7.92%	10.91%	14.19%	10.40%	4.60%	4.24%	4.53%	4.31%	4.41%	0.37%	4.78%	5.64%	10.42%
Mar 2020	8.44%	7.81%	7.83%	6.54%	7.66%	8.02%	8.01%	8.85%	8.11%	5.75%	5.47%	5.58%	5.50%	4.48%	0.41%	4.89%	2.94%	7.83%
Feb 2020	7.24%	4.43%	4.53%	2.32%	4.46%	4.90%	5.04%	6.43%	5.16%	4.77%	4.47%	4.49%	4.49%	4.25%	0.54%	4.79%		4.79%
Jan 2020	6.61%	4.83%	4.89%	1.00%	5.01%	5.28%	5.59%	6.84%	5.66%	4.08%	4.60%	5.49%	4.69%	4.61%	0.60%	5.20%		5.20%
2019	6.57%	4.34%	4.41%		4.72%	4.68%	4.90%	5.94%	5.03%	4.38%	4.74%	3.96%	4.56%	4.14%	0.53%	4.67%		4.67%
Dec 2019	7.57%	4.79%	4.88%		5.36%	5.52%	4.94%	6.76%	5.46%	3.70%	5.84%	3.78%	5.29%	4.48%	0.67%	5.14%		5.14%
Nov 2019	6.25%	4.50%	4.56%		4.64%	5.01%	5.01%	6.06%	5.16%	4.23%	4.74%	2.46%	4.24%	4.22%	0.56%	4.79%		4.79%
Oct 2019	7.00%	4.42%	4.51%		4.44%	4.92%	5.24%	6.21%	5.22%	3.58%	4.54%	2.95%	4.13%	4.25%	0.53%	4.78%		4.78%
Sep 2019	6.95%	4.34%	4.43%		4.81%	4.68%	4.93%	5.81%	5.04%	5.75%	4.33%	4.84%	4.57%	4.18%	0.50%	4.68%		4.68%
Aug 2019	6.71%	4.18%	4.26%		4.82%	4.77%	5.04%	5.86%	5.12%	5.14%	4.48%	3.78%	4.45%	4.21%	0.42%	4.63%		4.63%
Jul 2019	7.17%	4.14%	4.23%		4.82%	4.41%	4.78%	5.74%	4.91%	4.88%	4.39%	4.89%	4.52%	4.10%	0.42%	4.52%		4.52%
Jun 2019	6.22%	4.23%	4.30%		4.62%	4.39%	4.82%	5.78%	4.89%	5.36%	4.31%	3.85%	4.33%	4.02%	0.53%	4.54%		4.54%
May 2019	5.92%	4.04%	4.10%		4.39%	4.47%	4.89%	5.50%	4.83%	3.07%	4.00%	2.81%	3.65%	3.92%	0.45%	4.37%		4.37%
Apr 2019	5.23%	4.10%	4.14%		4.40%	4.53%	4.69%	5.72%	4.81%	4.35%	4.44%	3.24%	4.25%	3.94%	0.48%	4.42%		4.42%
Mar 2019	5.85%	4.05%	4.11%		4.63%	4.54%	4.54%	5.58%	4.77%	4.00%	4.95%	5.24%	4.92%	3.92%	0.50%	4.42%		4.42%
Feb 2019	6.42%	4.56%	4.62%		4.61%	4.99%	4.73%	6.11%	5.03%	4.07%	5.41%	4.98%	5.20%	4.13%	0.68%	4.82%		4.82%
Jan 2019	7.57%	4.66%	4.76%		5.17%	4.15%	5.18%	6.13%	5.09%	4.68%	5.47%	4.92%	5.29%	4.29%	0.64%	4.92%		4.92%

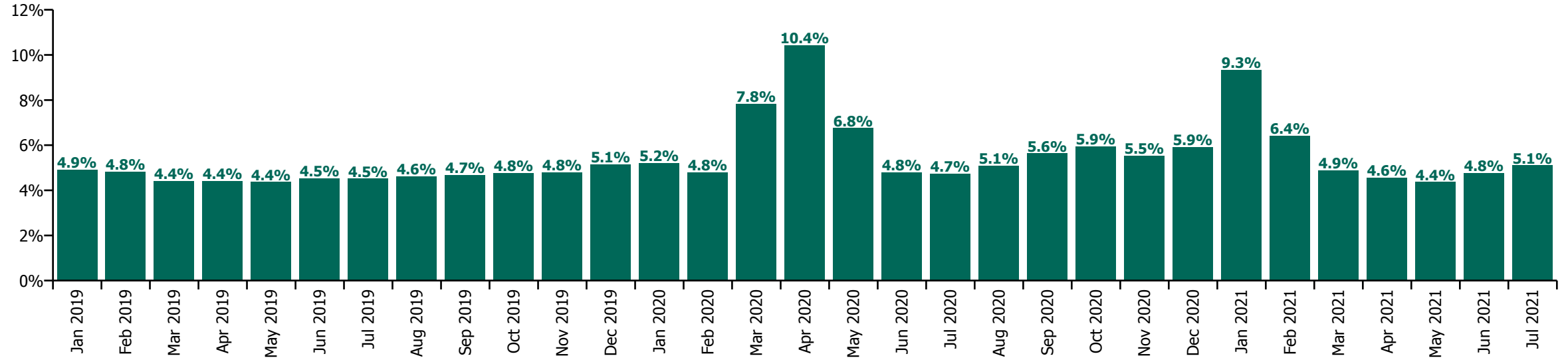
Total absence rate



Non Covid-19 & Covid-19 Absence



Total absence rate



HG & CHO

Year/ month	NAS	CHI	DMLHG	IEHG	RCSI	Saolta	SSWHG	ULHG	other Acute	Acute Services absence rate	CHO 1	CHO 2	CHO 3	CHO 4	CHO 5	CHO 6	CHO 7	CHO 8	CHO 9	other Comm.	Community Services absence rate	H&WB	Corp	HBS	HWB, Corporate & National absence rate	Certified absence	Self-certified absence	Non Covid-19 absence	Covid-19 absence	Total absence rate
2021	6.67%	4.93%	5.51%	5.10%	6.05%	5.63%	5.40%	7.54%	3.80%	5.63%	7.31%	4.35%	6.14%	5.58%	6.65%	5.56%	6.19%	6.60%	5.32%	3.87%	5.89%	4.29%	2.99%	3.32%	3.16%	3.66%	0.42%	4.07%	1.56%	5.63%
Jul 2021	7.42%	5.13%	4.84%	4.62%	5.03%	5.03%	4.80%	6.43%	3.72%	5.05%	7.00%	3.63%	5.82%	4.74%	5.87%	5.00%	5.97%	6.42%	5.00%	3.64%	5.41%	4.22%	2.86%	2.86%	2.98%	3.94%	0.45%	4.40%	0.72%	5.11%
Jun 2021	6.06%	4.58%	4.65%	4.12%	4.76%	4.52%	4.28%	5.93%	2.68%	4.59%	6.69%	3.22%	5.62%	5.07%	5.78%	4.68%	5.39%	5.63%	5.51%	3.00%	5.20%	4.49%	2.73%	2.63%	2.87%	3.74%	0.46%	4.20%	0.56%	4.76%
May 2021	5.23%	4.20%	4.33%	4.13%	4.56%	3.96%	4.18%	4.88%	3.16%	4.29%	5.87%	2.57%	5.35%	4.91%	5.36%	4.40%	5.09%	5.36%	4.12%	2.00%	4.69%	2.78%	2.26%	2.32%	2.31%	3.37%	0.38%	3.75%	0.62%	4.37%
Apr 2021	5.94%	4.30%	4.68%	3.95%	4.45%	4.39%	4.33%	5.65%	3.57%	4.45%	6.00%	3.36%	5.07%	4.55%	5.35%	4.52%	5.40%	5.83%	4.34%	2.74%	4.87%	4.01%	2.69%	3.67%	2.98%	3.41%	0.36%	3.78%	0.79%	4.57%
Mar 2021	5.12%	4.12%	4.95%	4.28%	5.20%	4.63%	4.78%	6.48%	2.91%	4.83%	6.36%	4.11%	5.50%	4.84%	5.95%	4.57%	5.45%	5.73%	4.56%	3.92%	5.18%	4.95%	2.83%	3.09%	3.03%	3.46%	0.39%	3.85%	1.05%	4.90%
Feb 2021	6.55%	4.51%	6.43%	5.63%	7.05%	6.49%	5.69%	9.42%	5.00%	6.33%	7.81%	6.30%	6.53%	6.91%	7.66%	6.38%	6.73%	7.73%	5.97%	4.68%	6.82%	4.87%	3.34%	3.76%	3.53%	3.76%	0.49%	4.25%	2.17%	6.42%
Jan 2021	9.74%	7.57%	8.79%	9.13%	11.64%	10.52%	9.52%	14.12%	5.44%	9.93%	11.51%	7.79%	9.03%	7.73%	10.54%	9.50%	9.35%	9.37%	7.87%	7.23%	9.05%	4.94%	4.28%	4.56%	4.39%	3.91%	0.38%	4.29%	5.05%	9.34%
2020	7.35%	5.65%	6.41%	5.57%	6.32%	5.71%	5.46%	8.23%	5.17%	6.07%	7.16%	4.77%	6.68%	5.14%	6.33%	5.88%	8.04%	7.38%	5.88%	4.65%	6.31%	4.49%	3.95%	3.59%	3.92%	4.07%	0.40%	4.46%	1.60%	6.06%
Dec 2020	7.61%	5.74%	6.12%	5.33%	6.58%	6.78%	5.42%	7.34%	3.24%	6.10%	7.30%	4.64%	6.26%	4.00%	7.09%	5.45%	6.96%	6.76%	4.93%	7.37%	5.89%	5.52%	4.40%	3.87%	4.37%	3.88%	0.38%	4.25%	1.67%	5.92%
Nov 2020	6.50%	4.95%	6.43%	4.83%	6.17%	5.74%	4.97%	8.95%	4.15%	5.78%	6.66%	4.31%	5.92%	4.51%	5.81%	4.48%	6.40%	6.08%	4.19%	4.40%	5.36%	4.01%	4.62%	2.88%	4.31%	3.71%	0.34%	4.05%	1.48%	5.53%
Oct 2020	7.79%	5.69%	6.44%	4.81%	6.88%	5.44%	6.42%	7.20%	4.65%	6.08%	8.02%	4.78%	6.40%	5.11%	6.23%	4.82%	7.95%	7.21%	4.70%	5.06%	6.09%	5.17%	3.50%	3.00%	3.48%	3.92%	0.38%	4.30%	1.64%	5.94%
Sep 2020	6.91%	5.68%	6.27%	4.61%	6.01%	5.12%	5.00%	7.34%	6.13%	5.59%	7.43%	4.40%	6.82%	4.68%	5.41%	5.18%	7.60%	7.17%	5.08%	4.25%	5.96%	4.39%	3.96%	2.83%	3.80%	4.08%	0.41%	4.49%	1.15%	5.64%
Aug 2020	6.43%	4.67%	5.08%	5.25%	4.17%	4.43%	4.35%	7.65%	4.05%	4.92%	6.65%	3.84%	6.91%	4.68%	5.84%	4.88%	6.41%	4.80%	4.48%	4.48%	5.55%	2.66%	3.07%	3.22%	3.08%	4.03%	0.39%	4.42%	0.68%	5.10%
Jul 2020	5.51%	4.63%	4.72%	4.35%	4.13%	4.28%	4.07%	6.88%	3.52%	4.54%	5.99%	3.54%	5.65%	4.01%	5.64%	5.01%	6.82%	6.33%	4.76%	3.59%	5.21%	3.92%	2.86%	2.97%	2.94%	3.78%	0.36%	4.13%	0.61%	4.74%
Jun 2020	6.82%	4.27%	4.70%	4.48%	4.74%	4.47%	4.27%	6.73%	3.74%	4.73%	5.77%	3.39%	5.80%	4.45%	5.37%	4.72%	6.25%	6.14%	4.58%	3.81%	5.13%	4.51%	2.78%	2.44%	2.79%	3.63%	0.32%	3.95%	0.85%	4.80%
May 2020	8.98%	5.18%	7.46%	6.87%	6.76%	5.98%	5.45%	8.96%	5.73%	6.68%	7.49%	5.18%	7.17%	6.86%	6.51%	6.79%	9.42%	8.42%	7.20%	5.15%	7.26%	4.44%	3.08%	2.78%	3.13%	4.05%	0.28%	4.33%	2.43%	6.76%
Apr 2020	9.33%	8.94%	12.10%	10.76%	14.15%	9.28%	9.22%	13.37%	8.50%	11.03%	10.08%	7.54%	8.24%	9.16%	8.94%	11.66%	15.40%	11.76%	10.88%	6.45%	10.40%	4.60%	4.24%	4.53%	4.31%	4.41%	0.37%	4.78%	5.64%	10.42%
Mar 2020	8.44%	8.74%	8.27%	6.91%	7.61%	7.53%	7.35%	10.36%	7.57%	7.83%	8.83%	6.68%	8.63%	5.67%	7.03%	8.09%	10.77%	8.73%	9.11%	6.13%	8.11%	5.75%	5.47%	5.58%	5.50%	4.48%	0.41%	4.89%	2.94%	7.83%
Feb 2020	7.24%	4.48%	4.30%	4.06%	4.13%	4.40%	4.53%	6.43%	4.61%	4.53%	5.61%	4.13%	5.80%	4.36%	5.55%	4.90%	5.63%	6.26%	5.14%	2.59%	5.16%	4.77%	4.47%	4.49%	4.49%	4.25%	0.54%	4.79%		4.79%
Jan 2020	6.61%	4.72%	4.77%	4.30%	4.42%	5.00%	4.78%	7.35%	6.23%	4.89%	6.06%	5.03%	6.59%	4.37%	6.35%	5.32%	6.39%	7.06%	5.26%	2.43%	5.66%	4.08%	4.60%	5.49%	4.69%	4.61%	0.60%	5.20%		5.20%
2019	6.57%	4.22%	4.25%	3.77%	4.04%	4.61%	4.40%	6.35%	3.92%	4.41%	6.37%	4.47%	5.38%	4.00%	5.36%	4.56%	5.32%	5.77%	4.46%		5.03%	4.38%	4.74%	3.96%	4.56%	4.14%	0.53%	4.67%		4.67%
Dec 2019	7.57%	5.30%	4.85%	4.18%	4.29%	4.94%	4.66%	7.36%	4.46%	4.88%	6.41%	5.00%	5.01%	4.43%	6.61%	4.31%	5.81%	6.64%	5.24%		5.46%	3.70%	5.84%	3.78%	5.29%	4.48%	0.67%	5.14%		5.14%
Nov 2019	6.25%	4.56%	4.45%	3.87%	4.26%	4.84%	4.46%	6.43%	4.30%	4.56%	5.65%	4.62%	5.55%	4.46%	5.59%	4.42%	5.36%	6.08%	4.75%		5.16%	4.23%	4.74%	2.46%	4.24%	4.22%	0.56%	4.79%		4.79%
Oct 2019	7.00%	4.41%	4.23%	3.91%	4.03%	4.84%	4.37%	6.81%	3.27%	4.51%	5.23%	4.86%	5.87%	4.39%	5.44%	4.93%	5.66%	6.27%	4.79%		5.22%	3.58%	4.54%	2.95%	4.13%	4.25%	0.53%	4.78%		4.78%
Sep 2019	6.95%	4.31%	4.03%	4.11%	4.06%	4.60%	4.31%	6.27%	3.50%	4.43%	5.92%	4.44%	4.80%	4.20%	5.37%	4.80%	5.54%	5.55%	4.85%		5.04%	5.75%	4.33%	4.84%	4.57%	4.18%	0.50%	4.68%		4.68%
Aug 2019	6.71%	3.77%	4.17%	3.48%	3.91%	4.64%	4.22%	6.41%	3.81%	4.26%	6.80%	4.46%	5.84%	3.73%	5.28%	4.61%	5.55%	6.12%	4.66%		5.12%	5.14%	4.48%	3.78%	4.45%	4.21%	0.42%	4.63%		4.63%
Jul 2019	7.17%	3.64%	3.93%	3.57%	3.63%	4.80%	4.37%	6.11%	4.58%	4.23%	6.72%	3.86%	5.63%	3.80%	4.93%	4.97%	5.27%	5.62%	4.15%		4.91%	4.88%	4.39%	4.89%	4.52%	4.10%	0.42%	4.52%		4.52%
Jun 2019	6.22%	3.76%	4.03%	3.72%	4.27%	4.29%	4.47%	6.04%	3.14%	4.30%	6.66%	4.27%	5.53%	3.51%	5.03%	4.64%	5.53%	5.51%	4.12%		4.89%	5.36%	4.31%	3.85%	4.33%	4.02%	0.53%	4.54%		4.54%
May 2019	5.92%	3.71%	3.86%	3.29%	3.85%	4.31%	4.55%	5.80%	3.13%	4.10%	6.05%	4.17%	5.49%	3.78%	5.24%	4.63%	5.17%	5.30%	4.16%		4.83%	3.07%	4.00%	2.81%	3.65%	3.92%	0.45%	4.37%		4.37%
Apr 2019	5.23%	3.87%	4.21%	3.54%	3.89%	4.18%	4.18%	5.81%	4.07%	4.14%	6.08%	4.46%	5.48%	3.84%	5.24%	4.33%	5.17%	5.11%	3.88%		4.81%	4.35%	4.44%	3.24%	4.25%	3.94%	0.48%	4.42%		4.42%
Mar 2019	5.85%	4.36%	3.90%	3.67%	3.84%	3.99%	4.14%	5.77%	4.06%	4.11%	6.43%	4.22%	5.12%	3.58%	4.91%	4.31%	5.05%	5.20%	4.57%		4.77%	4.00%	4.95%	5.24%	4.92%	3.92%	0.50%	4.42%		4.42%
Feb 2019	6.42%	4.75%	4.70%	3.93%	4.33%	4.70%	4.33%	6.79%	4.32%	4.62%	6.96%	4.49%	5.23%	4.03%	5.28%	4.44%	5.08%	5.74%	4.34%		5.03%	4.07%	5.41%	4.98%	5.20%	4.13%	0.68%	4.82%		4.82%
Jan 2019	7.57%	4.25%	4.71%	3.96%	4.16%	5.22%	4.78%	6.61%	4.63%	4.76%	7.55%	4.75%	5.34%	4.25%	5.53%	4.41%	4.71%	6.17%	4.02%		5.09%	4.68%	5.47%	4.92%	5.29%	4.29%	0.64%	4.92%		4.92%
2018	6.28%	4.07%	4.18%	3.83%	4.11%	4.32%	4.07%	5.96%	4.10%	4.28%	6.53%	4.36%	5.76%	4.04%	5.47%	4.51%	4.81%	5.90%	4.43%		5.05%	4.44%	4.37%	5.07%	4.50%	4.11%	0.49%	4.61%		4.61%
Dec 2018	6.40%	4.30%	4.59%	3.95%	4.20%	4.44%	4.62%	6.16%	5.48%	4.55%	7.14%	4.43%	5.00%	3.92%	5.37%	4.28%	4.91%	5.82%	4.63%		5.03%	3.64%	5.36%	4.55%	5.05%	4.18%	0.58%	4.77%		4.77%
Nov 2018	5.80%	4.17%	4.26%	3.93%	3.97%	4.43%	4.21%	5.71%	3.74%	4.30%	6.41%	3.80%	5.59%	3.72%	5.01%	4.35%	4.76%	6.01%	4.53%		4.86%	4.48%	4.54%	4.21%	4.47%	4.00%	0.54%	4.54%		4.54%
Oct 2018	5.90%	4.87%	4.38%	3.94%	4.46%	4.61%	4.38%	6.87%	3.17%	4.57%	7.21%	4.97%	6.52%	4.21%	5.10%	4.42%	5.08%	6.84%	5.12%		5.51%	3.80%	4							