

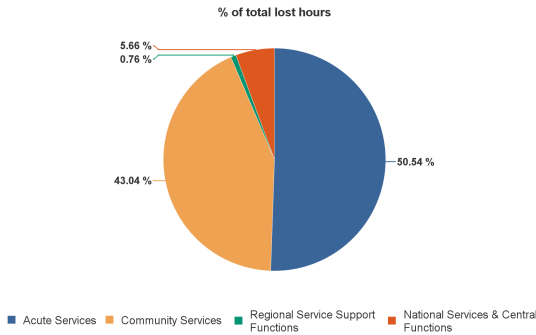
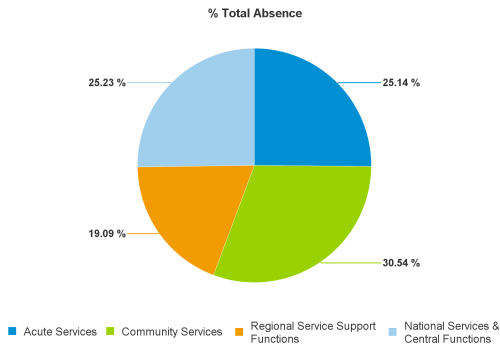
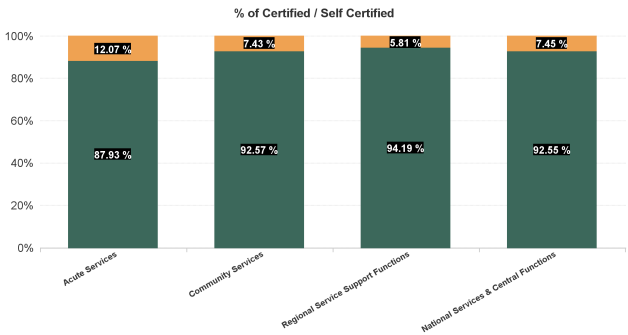
July 2025

Health Service Absence Rate - by Health Region : Jul 2025	Certified absence	Self Certified Absence	Total absence rate	Medical & Dental	Nursing & Midwifery	Health & Social Care Professionals	Management & Administrative	General Support	Patient & Client Care
Total	5.29%	0.99%	6.28%	1.54%	6.87%	5.18%	5.51%	8.36%	8.60%
HSE Dublin & Midlands	4.95%	1.06%	6.02%	1.03%	6.70%	5.09%	5.79%	8.01%	8.04%
HSE Dublin & North East	4.52%	1.02%	5.54%	1.47%	5.64%	5.10%	5.74%	7.15%	7.78%
HSE Dublin & South East	4.98%	0.95%	5.93%	1.25%	6.78%	4.89%	4.88%	8.40%	7.69%
HSE Midwest	6.08%	1.05%	7.13%	1.70%	7.68%	5.18%	6.78%	10.45%	8.13%
HSE South West	5.61%	1.05%	6.66%	1.83%	7.19%	5.11%	5.89%	8.70%	8.96%
HSE West & North West	6.55%	0.94%	7.50%	2.18%	8.26%	6.04%	6.78%	9.42%	9.69%
National Services and Schemes	6.99%	1.20%	8.19%	0.00%	0.00%	5.25%	4.38%	16.54%	11.85%
HSE Centre	3.89%	0.47%	4.36%	3.32%	6.15%	3.35%	4.17%	4.52%	7.96%

Health Service Absence Rate - Health Region by Care Group : Jul 2025	Certified absence	Self Certified Absence	Total absence rate	Medical & Dental	Nursing & Midwifery	Health & Social Care Professionals	Management & Administrative	General Support	Patient & Client Care
Total	5.29%	0.99%	6.28%	1.54%	6.87%	5.18%	5.51%	8.36%	8.60%
Acute Hospital Services	4.55%	1.14%	5.69%	0.95%	6.51%	5.07%	5.91%	7.79%	9.20%
Community Health & Wellbeing	5.24%	0.13%	5.37%		0.00%		4.35%		5.99%
Primary Care	6.03%	0.82%	6.85%	1.96%	8.29%	4.71%	7.35%	4.75%	10.04%
Disabilities	4.30%	0.79%	5.09%	0.70%	5.33%	5.25%	2.90%	7.99%	5.03%
Mental Health	5.72%	1.08%	6.80%	1.61%	6.22%	5.11%	7.47%	9.86%	13.09%
Older People	9.81%	1.54%	11.35%	0.00%	10.11%	5.43%	4.53%	11.93%	13.79%
Regional Support Functions	4.34%	0.43%	4.76%		0.27%	5.44%	5.17%		0.00%
Regional EMT	19.36%	0.32%	19.67%				19.67%		
HSE Dublin & Midlands	4.95%	1.06%	6.02%	1.03%	6.70%	5.09%	5.79%	8.01%	8.04%
Acute Hospital Services	3.63%	1.12%	4.75%	1.06%	5.14%	3.69%	5.96%	6.89%	6.83%
Community Health & Wellbeing	4.00%	0.64%	4.63%			2.38%	9.60%		1.58%
Primary Care	5.33%	0.87%	6.20%	3.66%	8.18%	4.55%	5.68%	5.97%	9.49%
Disabilities	6.17%	0.83%	7.00%	3.93%	5.71%	7.78%	5.07%	8.89%	7.61%
Mental Health	4.98%	0.80%	5.78%	4.21%	6.12%	3.05%	5.22%	6.30%	9.34%
Older People	7.39%	1.05%	8.44%	0.64%	7.98%	3.87%	8.04%	8.96%	10.25%
Regional Support Functions	3.13%	0.52%	3.64%	0.00%	6.18%	1.84%	3.67%	1.42%	0.00%
Regional EMT	0.00%	0.00%	0.00%				0.00%		
HSE Dublin & North East	4.52%	1.02%	5.54%	1.47%	5.64%	5.10%	5.74%	7.15%	7.78%
Acute Hospital Services	4.53%	0.95%	5.48%	1.12%	6.24%	4.41%	4.47%	8.68%	8.76%
Community Health & Wellbeing	8.27%	0.77%	9.04%			1.87%	10.01%		8.93%
Primary Care	6.23%	0.70%	6.93%	3.23%	9.72%	4.66%	7.49%	3.59%	8.11%
Disabilities	4.99%	1.00%	5.99%	0.00%	6.85%	6.65%	3.73%	3.54%	6.02%
Mental Health	4.87%	0.94%	5.81%	0.67%	6.71%	4.25%	5.54%	8.94%	5.93%
Older People	7.32%	1.19%	8.50%	0.00%	9.17%	3.21%	3.83%	8.10%	9.96%
Regional Support Functions	3.79%	0.37%	4.16%		1.99%	0.47%	5.04%	0.00%	0.00%
Regional EMT	0.00%	0.00%	0.00%				0.00%		
HSE Dublin & South East	4.98%	0.95%	5.93%	1.25%	6.78%	4.89%	4.88%	8.40%	7.69%
Acute Hospital Services	5.99%	1.21%	7.20%	1.38%	7.63%	3.47%	7.91%	12.13%	8.87%
Community Health & Wellbeing	3.66%	1.88%	5.54%		1.48%		8.94%		4.70%
Primary Care	6.66%	0.78%	7.44%	4.90%	8.70%	7.55%	6.39%	5.45%	8.31%
Disabilities	5.62%	0.74%	6.36%	0.00%	6.94%	6.21%	3.89%	7.42%	6.43%
Mental Health	6.53%	0.93%	7.46%	2.47%	7.89%	4.69%	6.83%	5.65%	14.93%
Older People	7.51%	1.33%	8.84%	0.00%	7.90%	5.29%	8.52%	6.53%	10.91%
Regional Support Functions	2.39%	0.51%	2.90%		0.00%		2.70%	4.77%	
Regional EMT	1.95%	0.00%	1.95%			0.00%	2.03%		
HSE Midwest	6.08%	1.05%	7.13%	1.70%	7.68%	5.18%	6.78%	10.45%	8.13%
Acute Hospital Services	4.99%	1.14%	6.13%	1.38%	6.69%	4.75%	6.10%	8.58%	11.03%
Community Health & Wellbeing	2.59%	0.15%	2.73%		0.00%		3.03%		3.07%
Primary Care	5.98%	0.70%	6.67%	4.16%	7.25%	6.43%	6.18%	12.09%	6.87%
Disabilities	5.15%	0.98%	6.13%	0.00%	5.64%	4.56%	4.39%	4.59%	6.98%
Mental Health	6.35%	0.71%	7.06%	3.58%	8.93%	5.45%	5.45%	8.81%	5.41%
Older People	8.75%	1.35%	10.10%	0.00%	9.32%	4.89%	6.26%	10.91%	12.07%
Regional Support Functions	5.51%	0.40%	5.90%	0.00%	1.07%	6.94%	6.30%		
Regional EMT	0.00%	0.00%	0.00%			0.00%	0.00%		
HSE South West	5.61%	1.05%	6.66%	1.83%	7.19%	5.11%	5.89%	8.70%	8.96%
Acute Hospital Services	6.14%	1.00%	7.14%	2.04%	8.00%	6.31%	6.89%	10.37%	10.50%
Community Health & Wellbeing	1.30%	0.05%	1.35%		0.00%	0.00%	0.35%		2.74%
Primary Care	5.62%	0.51%	6.14%	3.44%	5.70%	6.50%	6.39%	8.74%	7.30%
Disabilities	6.80%	0.77%	7.57%	0.00%	10.18%	4.26%	7.68%	6.08%	7.84%
Mental Health	7.09%	0.88%	7.77%	2.54%	8.26%	7.19%	9.23%	9.57%	8.49%
Older People	9.49%	1.73%	11.22%	0.00%	10.97%	8.51%	9.01%	5.82%	13.13%
Regional Support Functions	5.29%	0.60%	5.88%	0.00%	11.52%	7.20%	4.90%		0.00%
Regional EMT	0.08%	0.00%	0.08%				0.08%		
HSE West & North West	6.55%	0.94%	7.50%	2.18%	8.26%	6.04%	6.78%	9.42%	9.69%
National Services and Schemes	6.99%	1.20%	8.19%	0.00%	0.00%	5.25%	4.38%	16.54%	11.85%
HSE Centre	3.89%	0.47%	4.36%	3.32%	6.15%	3.35%	4.17%	4.52%	7.96%

July 2025

Health Service Absence Rate - by Care Group : Jul 2025	Certified absence	Self Certified Absence	Total absence rate	Medical & Dental	Nursing & Midwifery	Health & Social Care Professionals	Management & Administrative	General Support	Patient & Client Care
Total	5.29%	0.99%	6.28%	1.54%	6.87%	5.18%	5.51%	8.36%	8.60%
Acute Hospital Services	4.73%	1.09%	5.82%	1.26%	6.48%	4.68%	5.96%	8.75%	8.96%
Acute Services	4.73%	1.09%	5.82%	1.26%	6.48%	4.68%	5.96%	8.75%	8.96%
Community Health & Wellbeing	4.22%	0.55%	4.77%		0.38%	1.42%	5.93%		4.50%
Primary Care	5.85%	0.72%	6.58%	3.40%	7.78%	5.50%	6.50%	6.92%	8.47%
Disabilities	5.46%	0.84%	6.31%	2.22%	6.59%	6.12%	4.50%	7.19%	6.54%
Mental Health	5.80%	0.85%	6.64%	2.51%	7.24%	4.85%	6.23%	8.61%	9.27%
Older People	8.46%	1.38%	9.83%	0.18%	9.38%	4.86%	6.52%	8.66%	11.90%
Community Services	6.16%	0.92%	7.07%	2.80%	7.66%	5.69%	5.91%	7.93%	8.15%
Regional Service Support Functions	3.98%	0.44%	4.42%	0.00%	4.72%	4.36%	4.43%	4.29%	0.00%
National Services & Central Functions	5.10%	0.74%	5.84%	3.61%	5.94%	4.99%	4.26%	4.42%	11.77%



July 2025

Health Service Absence Rate - Health Region & IHA : Jul 2025	Certified absence	Self Certified Absence	Total absence rate	Medical & Dental	Nursing & Midwifery	Health & Social Care Professionals	Management & Administrative	General Support	Patient & Client Care
Total	5.29%	0.99%	6.28%	1.54%	6.87%	5.18%	5.51%	8.36%	8.60%
Dublin South City and West	4.14%	1.06%	5.20%	0.95%	6.04%	4.50%	5.39%	6.71%	6.89%
Dublin South West	4.18%	1.08%	5.25%	0.79%	5.58%	4.68%	5.37%	10.17%	5.85%
Kildare West Wicklow	6.44%	0.94%	7.38%	2.54%	7.46%	6.10%	5.24%	7.58%	10.06%
Midlands	6.95%	1.13%	8.09%	1.14%	9.09%	6.40%	7.48%	11.35%	9.88%
Regional EMT	19.36%	0.32%	19.67%				19.67%		
Regional Support Functions	4.34%	0.43%	4.76%		0.27%	5.44%	5.17%		0.00%
HSE Dublin & Midlands	4.95%	1.06%	6.02%	1.03%	6.70%	5.09%	5.79%	8.01%	8.04%
Cavan Monaghan	6.48%	0.96%	7.45%	3.10%	8.14%	4.05%	6.49%	5.83%	10.90%
Dublin North City and West	4.22%	0.75%	4.97%	1.15%	5.07%	5.25%	4.89%	6.82%	6.30%
Dublin North County	3.24%	1.62%	4.86%	1.34%	4.69%	4.13%	5.86%	7.24%	7.65%
Louth Meath	5.80%	1.04%	6.85%	1.83%	6.76%	6.14%	8.01%	8.50%	8.94%
Regional EMT	0.00%	0.00%	0.00%				0.00%		
Regional Support Functions	3.00%	0.45%	3.46%	0.00%	4.36%	1.65%	3.56%	1.42%	0.00%
HSE Dublin & North East	4.52%	1.02%	5.54%	1.47%	5.64%	5.10%	5.74%	7.15%	7.78%
Carlow Kilkenny and Tipperary South	6.25%	1.22%	7.47%	1.88%	7.76%	5.81%	5.66%	12.92%	9.62%
Dublin South and Wicklow	3.95%	0.84%	4.79%	1.11%	5.79%	3.92%	4.12%	5.10%	6.79%
Regional EMT	0.00%	0.00%	0.00%				0.00%		
Regional Support Functions	3.79%	0.37%	4.16%		1.99%	0.47%	5.04%	0.00%	0.00%
Waterford Wexford	5.85%	0.94%	6.79%	1.05%	7.65%	6.71%	5.88%	10.12%	7.64%
HSE Dublin & South East	4.98%	0.95%	5.93%	1.25%	6.78%	4.89%	4.88%	8.40%	7.69%
Clare and Limerick County	6.69%	1.01%	7.70%	3.34%	7.96%	6.31%	7.02%	9.16%	8.68%
Limerick City and Tipperary North	5.80%	1.10%	6.90%	1.31%	7.56%	4.14%	7.38%	11.15%	7.39%
Regional EMT	1.95%	0.00%	1.95%			0.00%	2.03%		
Regional Support Functions	2.39%	0.51%	2.90%		0.00%	0.00%	2.70%	4.77%	
HSE Midwest	6.08%	1.05%	7.13%	1.70%	7.68%	5.18%	6.78%	10.45%	8.13%
Cork North and East	5.50%	0.99%	6.49%	2.69%	7.42%	4.77%	4.85%	8.19%	9.15%
Cork South and West	5.47%	1.07%	6.54%	1.30%	6.90%	5.21%	5.74%	8.95%	8.85%
Kerry	6.26%	1.09%	7.34%	2.71%	7.89%	5.11%	7.85%	8.20%	9.18%
Regional EMT	0.00%	0.00%	0.00%			0.00%	0.00%		
Regional Support Functions	5.51%	0.40%	5.90%	0.00%	1.07%	6.94%	6.30%		
HSE South West	5.61%	1.05%	6.66%	1.83%	7.19%	5.11%	5.89%	8.70%	8.96%
Donegal	7.83%	0.86%	8.68%	2.14%	9.40%	5.80%	8.05%	11.57%	10.36%
Dublin North County	4.27%	0.64%	4.90%	3.87%	3.21%	7.25%	2.27%	8.57%	10.24%
Galway Roscommon	5.75%	0.91%	6.66%	1.81%	7.39%	5.97%	6.49%	8.34%	8.75%
Mayo	7.43%	1.26%	8.69%	3.02%	9.78%	7.70%	8.11%	7.63%	10.67%
Regional EMT	0.08%	0.00%	0.08%				0.08%		
Regional Support Functions	5.29%	0.60%	5.88%	0.00%	11.52%	7.20%	4.90%		0.00%
Sligo Leitrim	6.80%	0.94%	7.75%	2.76%	8.05%	4.96%	6.94%	9.70%	10.26%
HSE West & North West	6.55%	0.94%	7.50%	2.18%	8.26%	6.04%	6.78%	9.42%	9.69%
National Services and Schemes	6.99%	1.20%	8.19%	0.00%	0.00%	5.25%	4.38%	16.54%	11.85%
HSE Centre	3.89%	0.47%	4.36%	3.32%	6.15%	3.35%	4.17%	4.52%	7.96%

July 2025

Health Service Absence Rate - Acute Hospitals by Health Region : Jul 2025	Certified absence	Self Certified Absence	Total absence rate	Medical & Dental	Nursing & Midwifery	Health & Social Care Professionals	Management & Administrative	General Support	Patient & Client Care
Total	4.74%	1.09%	5.82%	1.26%	6.48%	4.69%	5.98%	8.75%	8.96%
CHI at Connolly	6.92%	0.65%	7.57%	1.05%	7.18%	5.69%	10.32%	0.00%	20.81%
CHI at Crumlin	4.31%	0.92%	5.23%	1.36%	5.48%	5.96%	5.75%	8.57%	6.94%
CHI at Tallaght	2.99%	1.06%	4.04%	2.21%	4.06%	3.43%	5.61%	0.00%	10.97%
CHI at Temple Street	4.28%	1.37%	5.65%	0.10%	7.74%	7.06%	5.31%	6.24%	12.05%
CHI Corporate	3.25%	0.17%	3.42%	0.00%	0.00%	0.00%	4.29%		
CHI Programme	2.25%	0.42%	2.67%	0.00%	0.00%	7.35%	2.40%	5.57%	
Coombe Women & Infants University Hospital	2.20%	2.96%	5.16%	1.29%	6.02%	4.18%	5.62%	5.91%	5.47%
MRH Mullingar	7.34%	0.94%	8.28%	0.73%	7.49%	7.33%	11.72%	15.48%	13.28%
MRH Portlaoise	6.99%	1.29%	8.28%	1.85%	10.84%	8.19%	5.34%	8.89%	10.04%
MRH Tullamore	7.19%	1.50%	8.69%	0.63%	10.07%	6.63%	9.51%	7.78%	12.56%
Naas General	5.94%	0.87%	6.81%	1.81%	5.55%	8.97%	6.25%	8.41%	10.80%
St. James's	4.07%	0.96%	5.04%	0.97%	6.16%	3.17%	5.21%	6.93%	8.04%
St. Luke's Rathgar	3.40%	0.76%	4.16%	0.00%	7.85%	2.73%	5.84%	8.80%	5.66%
Tallaght University Hospital	3.85%	1.04%	4.89%	0.78%	5.27%	5.24%	5.85%	8.47%	5.20%
HSE Dublin & Midlands	4.55%	1.14%	5.69%	0.95%	6.51%	5.07%	5.91%	7.79%	9.20%
Beaumont	2.54%	1.87%	4.41%	0.71%	4.49%	3.77%	5.73%	7.57%	5.98%
Cappagh National Orthopaedic	3.13%	0.77%	3.90%	0.00%	4.99%	2.22%	2.50%	6.35%	6.70%
Cavan General	5.50%	1.14%	6.65%	2.51%	8.16%	4.30%	5.61%	3.74%	11.51%
Connolly	4.54%	0.85%	5.39%	0.72%	6.28%	4.08%	7.03%	7.07%	7.52%
Louth County	5.80%	1.89%	7.69%	0.00%	5.70%	3.01%	8.74%	9.98%	10.81%
Mater Misericordiae University	3.01%	0.66%	3.68%	0.79%	4.18%	3.28%	5.26%	5.02%	3.94%
Monaghan	6.06%	0.64%	6.70%		5.25%	3.98%	6.58%	3.34%	11.13%
Our Lady of Lourdes	4.80%	0.85%	5.65%	1.22%	5.59%	5.96%	10.34%	7.43%	6.70%
Our Lady's Navan	5.64%	1.08%	6.72%	3.19%	6.67%	3.31%	6.31%	10.92%	9.80%
RCSI HQ	2.47%	0.18%	2.65%	0.00%	0.00%	0.00%	3.07%		
Rolunda	3.36%	0.88%	4.23%	1.78%	4.99%	1.08%	3.47%	7.13%	4.69%
HSE Dublin & North East	3.63%	1.12%	4.75%	1.06%	5.14%	3.69%	5.96%	6.89%	6.83%
Lourdes Orthopaedic Kilcreene	6.23%	1.19%	7.43%	0.00%	8.32%		0.00%	13.47%	
National Maternity	2.91%	0.75%	3.67%	0.90%	4.73%	2.36%	1.07%	4.13%	8.91%
National Rehabilitation Hospital	4.51%	0.53%	5.04%	2.79%	4.36%	3.70%	4.14%	8.93%	6.70%
Royal Victoria Eye and Ear	2.44%	0.63%	3.07%	1.71%	4.40%	1.46%	2.57%	4.21%	1.68%
South Tipperary General	6.12%	1.03%	7.15%	2.02%	8.16%	7.95%	4.01%	10.35%	9.83%
St. Columcille's	5.60%	1.62%	7.22%	3.25%	8.66%	6.74%	4.05%	11.30%	8.25%
St Luke's General Kilkenny	5.63%	1.49%	7.12%	1.47%	7.69%	3.60%	4.33%	14.45%	10.37%
St. Michael's	4.41%	1.76%	6.16%	0.93%	9.05%	5.73%	6.34%	3.45%	0.45%
St. Vincent's University	3.45%	0.72%	4.17%	0.91%	4.73%	3.24%	4.17%	5.28%	9.40%
UH Waterford	4.67%	0.79%	5.46%	0.43%	5.83%	5.03%	6.51%	9.83%	10.04%
Wexford General	6.87%	1.33%	8.20%	1.74%	9.09%	8.79%	5.07%	12.98%	9.13%
HSE Dublin & South East	4.53%	0.95%	5.48%	1.12%	6.24%	4.41%	4.47%	8.68%	8.76%
Croom Orthopaedic	6.90%	0.82%	7.72%	0.20%	6.78%	9.05%	11.37%	12.20%	7.60%
Ennis	7.46%	1.53%	8.99%	4.87%	6.95%	4.51%	11.14%	16.98%	8.75%
Nenagh	8.40%	1.26%	9.66%	0.21%	13.42%	10.58%	11.31%	6.66%	4.46%
St. John's Limerick	3.47%	2.30%	5.76%	0.64%	6.27%	1.74%	2.38%	18.26%	3.93%
UH Limerick	5.78%	1.11%	6.89%	1.43%	7.25%	3.09%	8.41%	10.84%	10.76%
UMH Limerick	7.52%	0.89%	8.41%	0.71%	8.21%	0.00%	4.40%	21.29%	9.48%
HSE Midwest	5.99%	1.21%	7.20%	1.38%	7.63%	3.47%	7.91%	12.13%	8.87%
Bantry General	7.81%	1.20%	9.01%	1.44%	10.52%	2.88%	6.25%	9.35%	12.25%
Cork University	4.95%	1.08%	6.04%	0.91%	6.90%	5.45%	6.31%	8.38%	11.35%
Mallow General	4.89%	1.91%	6.81%	4.92%	5.70%	3.16%	3.79%	9.15%	12.47%
Mercy University	4.42%	1.16%	5.57%	1.84%	6.15%	4.37%	4.92%	8.73%	8.52%
South Infirmary Victoria University	3.38%	0.90%	4.28%	1.15%	3.00%	1.82%	5.47%	9.97%	5.31%
UH Kerry	6.05%	1.28%	7.33%	2.49%	7.98%	4.66%	8.36%	8.14%	14.18%
HSE South West	4.99%	1.14%	6.13%	1.38%	6.69%	4.75%	6.10%	8.58%	11.03%
Galway University	4.84%	1.05%	5.89%	1.47%	6.73%	6.29%	6.91%	7.72%	10.53%
Letterkenny University	7.03%	0.79%	7.82%	1.87%	8.45%	6.35%	7.53%	11.92%	9.33%
Mayo University Hospital	7.40%	0.86%	8.26%	3.18%	9.26%	7.91%	7.62%	10.31%	11.36%
Portiuncula University	6.74%	0.76%	7.50%	1.86%	7.93%	7.61%	7.70%	12.15%	9.43%
Roscommon University Hospital	8.95%	1.45%	10.41%	4.30%	12.38%	5.65%	3.91%	15.69%	10.70%
Sligo University	6.13%	1.22%	7.35%	2.86%	8.16%	4.86%	6.03%	9.66%	11.50%
HSE West & North West	6.14%	1.00%	7.14%	2.04%	8.00%	6.31%	6.89%	10.37%	10.50%

July 2025

Health Service Absence Rate - S38 Voluntary Agencies by Health Region : Jul 2025	Certified absence	Self Certified Absence	Total absence rate	Medical & Dental	Nursing & Midwifery	Health & Social Care Professionals	Management & Administrative	General Support	Patient & Client Care
Total	4.83%	0.82%	5.65%	1.50%	5.89%	5.88%	3.34%	6.63%	5.83%
Cheeverstown House	3.90%	1.59%	5.49%		5.53%	6.65%	3.20%	5.30%	5.61%
Kare, Newbridge, Co Kildare	5.46%	0.86%	6.32%		7.69%	7.09%	1.15%	0.00%	6.44%
Muiriosa Foundation, Laois/Offaly	4.53%	1.31%	5.83%		2.35%	7.83%	6.61%	0.00%	5.37%
Muiriosa Foundation, Longford/Westmeath	3.94%	0.79%	4.73%		6.50%	4.96%	5.89%	2.99%	4.36%
Muiriosa Foundation, South Kildare	5.14%	0.62%	5.76%		5.58%	4.90%	0.65%	0.00%	7.63%
Our Lady's Hospice & Care, Dublin	5.75%	0.75%	6.49%	0.46%	8.05%	4.16%	6.33%	2.63%	8.71%
Peamount Hospital (Newcastle)	2.68%	0.59%	3.27%	0.79%	3.31%	6.03%	0.69%	2.98%	3.24%
Stewarts Care DAC	3.71%	0.51%	4.23%		4.86%	3.95%	2.71%	5.00%	4.26%
St. John of God Liffey Services	5.11%	0.75%	5.86%	0.00%	6.94%	3.89%	2.05%	23.56%	5.09%
HSE Dublin & Midlands	4.37%	0.79%	5.16%	0.57%	5.77%	5.18%	3.03%	6.87%	5.11%
Avista Dublin	4.79%	0.43%	5.22%	0.00%	3.31%	4.95%	1.50%	10.67%	6.76%
Central Remedial Clinic	6.18%	0.56%	6.73%	0.00%	9.85%	5.60%	7.68%	7.49%	6.96%
Incorporated Orthopaedic Hospital	3.80%	0.84%	4.63%	0.36%	4.17%	2.50%	0.46%	8.38%	6.50%
St. John of God, Drumcar	5.37%	1.24%	6.61%	96.67%	6.48%	8.37%	4.59%	11.63%	6.07%
St. Michael's House, Dublin	5.85%	1.00%	6.85%	0.00%	5.08%	8.95%	5.17%	7.88%	4.58%
St. Vincent's, Fairview	2.51%	0.32%	2.82%	7.28%	2.21%	0.00%	3.00%	2.64%	10.14%
HSE Dublin & North East	5.24%	0.82%	6.06%	3.46%	4.63%	7.42%	4.23%	8.43%	6.01%
Aurora	6.54%	1.00%	7.54%		10.08%	9.31%	8.59%	3.85%	6.78%
Bros. of Charity, Waterford	5.88%	1.17%	7.05%		8.15%	12.63%	2.81%	11.40%	6.33%
Carriglea Cairde Services	3.94%	1.42%	5.36%		13.85%	9.23%	0.00%	9.56%	2.00%
Children's Sunshine Home	5.94%	0.99%	6.93%		6.72%	0.00%	0.00%	0.00%	12.09%
Dublin Dental Hospital	4.74%	0.56%	5.30%	2.01%	47.29%	0.00%	3.03%	0.00%	0.00%
Leopardstown Park Hospital	4.13%	1.22%	5.35%	0.00%	5.54%	1.26%	3.33%	6.57%	5.81%
Our Lady's Hospice & Care, Wicklow	10.80%	0.83%	11.63%	1.04%	15.36%	5.41%	0.00%		14.24%
Royal Hospital, Donnybrook, Dublin	2.70%	0.45%	3.15%	0.00%	4.66%	3.61%	1.12%	2.81%	1.86%
St John of God HQ	4.77%	0.00%	4.77%			56.96%	1.11%	100.00%	
St. John of God (IDS)	4.25%	0.85%	5.10%	0.00%	7.30%	6.89%	0.56%	0.68%	4.15%
St. John of God (MHS)	2.54%	0.24%	2.78%	0.99%	3.72%	2.89%	4.10%	0.00%	0.00%
Sunbeam House Services	2.96%	0.81%	3.77%		2.84%	3.44%	3.71%	0.26%	4.44%
HSE Dublin & South East	4.44%	0.88%	5.32%	1.10%	7.51%	5.88%	3.01%	3.77%	5.23%
Avista Limerick	6.16%	0.43%	6.59%	0.00%	5.93%	6.34%	4.44%	8.65%	7.46%
Avista Roscrea	2.83%	0.72%	3.55%		5.22%	4.37%	0.27%	2.74%	3.41%
Bros. of Charity, Clare	4.76%	0.82%	5.59%	0.00%	7.29%	5.83%	2.48%		5.66%
Bros. of Charity, Limerick	6.90%	0.84%	7.74%		9.56%	5.84%	0.55%	7.16%	8.18%
Milford Care Centre	4.76%	0.27%	5.03%		6.52%	2.63%	1.29%	6.74%	7.57%
Milford Care Centre OP	8.66%	0.80%	9.47%		17.70%		0.00%	2.27%	4.41%
HSE Midwest	5.49%	0.64%	6.13%	0.00%	7.51%	5.44%	1.99%	6.98%	6.17%
Bros. of Charity, Southern	4.71%	0.52%	5.23%		6.54%	5.12%	5.25%	2.70%	5.16%
Cope Foundation	5.38%	1.28%	6.66%		5.78%	3.89%	2.43%	5.15%	7.80%
Cork Dental Hospital	1.51%	0.09%	1.60%	0.00%	0.61%	0.00%	3.03%	4.47%	0.88%
Marymount	5.76%	1.71%	7.48%	0.58%	5.49%	5.93%	2.34%	12.51%	15.61%
Marymount OP	5.17%	0.65%	5.82%	0.00%	7.97%				4.21%
St. John of God, Kerry	3.50%	0.97%	4.47%		2.60%	2.83%	6.43%	3.06%	5.56%
HSE South West	4.85%	1.01%	5.86%	0.24%	5.50%	4.46%	3.58%	7.46%	6.67%
Bros. of Charity, West Region	5.13%	0.70%	5.84%	0.00%	7.95%	4.14%	4.05%	1.24%	6.61%
Galway Hospice Foundation	4.68%	0.63%	5.31%	3.95%	4.64%	5.85%	2.79%	7.87%	7.93%
St Francis	4.27%	0.64%	4.90%	3.87%	3.21%	7.25%	2.27%	8.57%	10.24%
HSE West & North West	5.00%	0.69%	5.69%	3.38%	6.04%	4.39%	3.47%	3.64%	6.77%

Health Region Trend

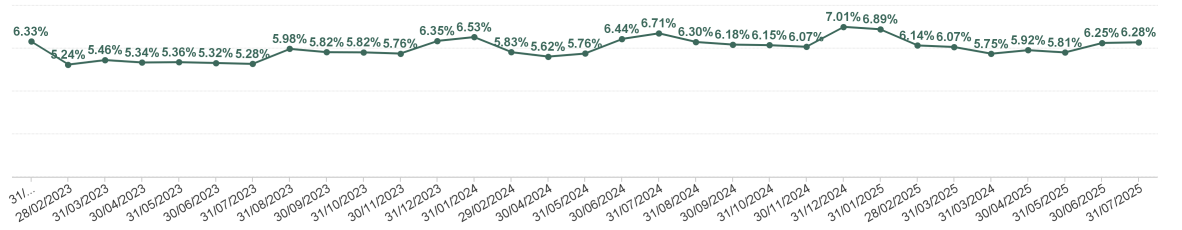
Year / Month	Certified absence	Self Certified Absence	Total absence rate	HSE Dublin & Midlands	HSE Dublin & North East	HSE Dublin & South East	HSE Midwest	HSE South West	HSE West & North West	National Services and Schemes	HSE Centre
Jul 2025	5.29%	0.99%	6.28%	6.02%	5.54%	5.93%	7.13%	6.66%	7.50%	8.19%	4.36%
Jun 2025	5.29%	0.96%	6.25%	6.12%	5.57%	5.79%	6.91%	6.55%	7.46%	7.69%	4.48%
May 2025	5.03%	0.78%	5.81%	5.79%	5.25%	5.45%	6.36%	6.02%	6.65%	7.43%	4.16%
Apr 2025	5.13%	0.79%	5.92%	5.87%	5.09%	5.57%	6.76%	6.26%	6.93%	7.29%	4.19%
Mar 2025	5.27%	0.80%	6.07%	6.11%	5.35%	5.81%	6.35%	6.36%	7.10%	7.13%	4.32%
Feb 2025	5.31%	0.83%	6.14%	6.01%	5.61%	5.98%	6.77%	6.30%	7.08%	6.87%	4.36%
Jan 2025	5.98%	0.92%	6.89%	6.61%	6.36%	6.59%	7.88%	7.11%	8.15%	7.52%	4.60%
2025	5.33%	0.87%	6.20%	6.08%	5.55%	5.88%	6.89%	6.47%	7.27%	7.45%	4.35%
Dec 2024	5.94%	1.07%	7.01%	6.84%	6.41%	6.54%	8.01%	6.88%	8.37%	8.59%	4.91%
Nov 2024	5.18%	0.90%	6.07%	6.10%	5.59%	5.73%	6.96%	6.14%	6.98%	6.62%	4.10%
Oct 2024	5.16%	0.99%	6.15%	6.14%	5.51%	5.72%	7.26%	6.30%	7.16%	6.53%	4.35%
Sep 2024	4.98%	1.19%	6.18%	6.20%	5.61%	5.82%	7.13%	6.30%	7.18%	6.82%	3.98%
Aug 2024	5.11%	1.19%	6.30%	6.08%	5.60%	5.93%	7.37%	6.55%	7.62%	7.29%	4.00%
Jul 2024	5.18%	1.53%	6.71%	6.64%	5.97%	6.35%	7.69%	7.10%	7.99%	7.60%	4.04%
Jun 2024	5.08%	1.36%	6.44%	6.36%	6.02%	6.13%	7.31%	6.63%	7.22%	7.78%	3.94%
May 2024	4.85%	0.91%	5.76%	5.76%	5.21%	5.72%	6.65%	6.10%	6.23%	7.20%	3.42%
Apr 2024	4.78%	0.83%	5.62%	5.63%	5.11%	5.57%	6.59%	5.83%	6.13%	6.51%	3.31%
2024	5.14%	1.10%	6.24%	6.20%	5.66%	5.94%	7.21%	6.42%	7.19%	7.20%	3.99%

Staff Category Trend

Year / Month	Certified absence	Self Certified Absence	Total absence rate	Medical & Dental	Nursing & Midwifery	Health & Social Care Professionals	Management & Administrative	General Support	Patient & Client Care
Jul 2025	5.29%	0.99%	6.28%	1.54%	6.87%	5.18%	5.51%	8.36%	8.60%
Jun 2025	5.29%	0.96%	6.25%	1.99%	6.63%	5.17%	5.64%	8.19%	8.40%
May 2025	5.03%	0.78%	5.81%	1.83%	6.28%	4.70%	5.10%	7.69%	7.83%
Apr 2025	5.13%	0.79%	5.92%	1.77%	6.50%	4.78%	5.23%	7.84%	7.87%
Mar 2025	5.27%	0.80%	6.07%	1.86%	6.66%	4.89%	5.37%	7.83%	8.07%
Feb 2025	5.31%	0.83%	6.14%	2.03%	6.87%	4.99%	5.37%	7.90%	7.93%
Jan 2025	5.98%	0.92%	6.89%	1.95%	7.53%	5.55%	6.10%	9.19%	9.35%
2025	5.33%	0.87%	6.20%	1.85%	6.77%	5.04%	5.48%	8.16%	8.30%
Dec 2024	5.94%	1.07%	7.01%	2.12%	7.63%	5.91%	6.37%	8.94%	9.09%
Nov 2024	5.18%	0.90%	6.07%	2.01%	6.63%	4.88%	5.39%	8.02%	8.05%
Oct 2024	5.16%	0.99%	6.15%	1.92%	6.65%	4.99%	5.53%	7.95%	8.34%
Sep 2024	4.98%	1.19%	6.18%	1.87%	6.86%	5.10%	5.38%	8.21%	8.07%
Aug 2024	5.11%	1.19%	6.30%	1.84%	6.85%	5.26%	5.62%	8.27%	8.41%
Jul 2024	5.18%	1.53%	6.71%	1.65%	7.31%	5.60%	5.93%	8.68%	9.21%
Jun 2024	5.08%	1.36%	6.44%	1.98%	6.93%	5.25%	5.52%	8.35%	8.58%
May 2024	4.85%	0.91%	5.76%	1.71%	6.36%	4.59%	4.83%	7.58%	7.78%
Apr 2024	4.78%	0.83%	5.62%	1.61%	6.18%	4.62%	4.64%	7.42%	7.62%
Mar 2024	4.89%	0.86%	5.75%	1.73%	6.36%	4.62%	4.91%	7.46%	7.58%
Feb 2024	4.86%	0.96%	5.83%	1.70%	6.42%	4.77%	5.04%	7.39%	7.77%
Jan 2024	5.15%	1.38%	6.53%	1.62%	7.25%	5.50%	5.85%	8.32%	8.55%
2024	5.10%	1.10%	6.19%	1.81%	6.79%	5.09%	5.41%	8.05%	8.25%
Dec 2023	4.91%	1.44%	6.35%	1.65%	7.05%	5.59%	5.55%	7.48%	8.25%
Nov 2023	4.66%	1.09%	5.76%	1.58%	6.47%	4.73%	4.86%	7.35%	7.76%
Oct 2023	4.58%	1.24%	5.82%	1.62%	6.54%	4.72%	5.00%	7.76%	7.54%
Sep 2023	4.49%	1.34%	5.82%	1.54%	6.66%	4.79%	4.83%	7.34%	7.73%
Aug 2023	4.62%	1.36%	5.98%	1.49%	6.78%	4.81%	4.88%	7.66%	8.09%
Jul 2023	4.33%	0.94%	5.28%	1.35%	6.07%	4.12%	4.18%	6.94%	7.05%
Jun 2023	4.45%	0.87%	5.32%	1.55%	6.04%	4.14%	4.30%	6.84%	7.00%
May 2023	4.36%	1.00%	5.36%	1.47%	6.20%	4.33%	4.25%	6.66%	7.09%
Apr 2023	4.29%	1.05%	5.34%	1.49%	6.21%	4.09%	4.25%	6.53%	7.07%
Mar 2023	4.30%	1.16%	5.46%	1.67%	6.02%	4.49%	4.57%	7.12%	7.28%
Feb 2023	4.21%	1.03%	5.24%	1.41%	5.99%	4.05%	4.43%	6.78%	6.79%
Jan 2023	4.85%	1.48%	6.33%	1.51%	7.33%	4.97%	5.21%	8.07%	8.17%
2023	4.51%	1.17%	5.68%	1.53%	6.45%	4.57%	4.70%	7.22%	7.49%
Dec 2022	5.20%	2.10%	7.30%	2.05%	8.33%	6.01%	6.30%	8.81%	9.15%
Nov 2022	4.40%	1.44%	5.83%	1.75%	6.61%	4.48%	4.88%	7.55%	7.74%
Oct 2022	4.52%	1.45%	5.97%	1.82%	6.60%	4.75%	4.85%	7.70%	7.92%
Sep 2022	4.45%	1.31%	5.75%	1.58%	6.63%	4.30%	4.38%	7.59%	7.82%
Aug 2022	4.49%	1.35%	5.84%	1.70%	6.61%	4.50%	4.54%	7.56%	7.94%
Jul 2022	4.59%	2.48%	7.07%	1.99%	7.95%	5.58%	5.54%	8.76%	9.52%
Jun 2022	4.38%	2.53%	6.91%	2.12%	8.02%	5.71%	5.57%	8.72%	8.52%
May 2022	4.14%	1.63%	5.77%	1.69%	6.61%	4.37%	4.50%	7.25%	7.87%
Apr 2022	4.36%	3.10%	7.46%	2.28%	8.73%	5.97%	5.66%	9.20%	9.64%
Mar 2022	4.34%	5.34%	9.68%	3.45%	11.70%	8.60%	7.95%	10.26%	11.35%
Feb 2022	4.01%	3.76%	7.78%	2.71%	9.37%	6.80%	5.96%	9.18%	9.24%
Jan 2022	3.94%	5.83%	9.77%	3.11%	11.35%	8.17%	7.93%	12.13%	11.91%
2022	4.40%	2.70%	7.10%	2.18%	8.21%	5.76%	5.67%	8.72%	9.06%

Service Trend

Year / Month	Certified absence	Self Certified Absence	Total absence rate	Acute Hospital Services	Acute Services	Community Health & Wellbeing	Primary Care	Disabilities	Mental Health	Older People	Community Services	Regional Service Support Functions	National Services & Central Functions
Jul 2025	5.29%	0.99%	6.28%	5.82%	5.82%	4.77%	6.58%	6.31%	6.64%	9.83%	7.07%	4.42%	5.84%
Jun 2025	5.29%	0.96%	6.25%	5.88%	5.88%	4.34%	6.68%	6.13%	6.41%	9.45%	6.90%	4.75%	5.70%
May 2025	5.03%	0.78%	5.81%	5.43%	5.43%	5.87%	6.08%	5.93%	5.95%	8.57%	6.44%	3.88%	5.40%
Apr 2025	5.13%	0.79%	5.92%	5.53%	5.53%	6.33%	6.28%	5.82%	6.26%	9.02%	6.60%	4.45%	5.39%
Mar 2025	5.27%	0.80%	6.07%	5.74%	5.74%	6.07%	6.52%	5.97%	6.09%	8.91%	6.65%	4.78%	5.45%
Feb 2025	5.31%	0.83%	6.14%	5.90%	5.90%	4.18%	6.57%	5.82%	6.47%	8.85%	6.65%	4.49%	5.36%
Jan 2025	5.98%	0.92%	6.89%	6.50%	6.50%	5.50%	7.32%	6.96%	7.20%	10.27%	7.70%	5.01%	5.75%
2025	5.33%	0.87%	6.20%	5.83%	5.83%	5.30%	6.58%	6.13%	6.44%	9.28%	6.86%	4.56%	5.56%
Dec 2024	5.94%	1.07%	7.01%	6.70%	6.70%	5.74%	7.59%	6.41%	7.41%	10.29%	7.59%	5.05%	6.42%
Nov 2024	5.18%	0.90%	6.07%	5.78%	5.78%	5.10%	6.38%	5.87%	6.74%	8.93%	6.72%	4.15%	5.03%
Oct 2024	5.16%	0.99%	6.15%	5.77%	5.77%	4.89%	6.30%	6.34%	6.88%	9.02%	6.93%	3.84%	5.11%
Sep 2024	4.98%	1.19%	6.18%	5.92%	5.92%	6.18%	6.17%	5.95%	6.66%	9.47%	6.80%	3.94%	5.02%
Aug 2024	5.11%	1.19%	6.30%	5.90%	5.90%	6.49%	6.75%	6.16%	6.89%	9.49%	7.10%	4.54%	5.35%
Jul 2024	5.18%	1.53%	6.71%	6.25%	6.25%	7.18%	7.17%	6.88%	7.40%	10.12%	7.66%	4.41%	5.36%
Jun 2024	5.08%	1.36%	6.44%	6.16%	6.16%	6.29%	6.72%	6.37%	6.62%	9.28%	7.05%	4.32%	5.45%
May 2024	4.85%	0.91%	5.76%	5.40%	5.40%	7.82%	6.17%	5.97%	5.92%	8.54%	6.49%	3.73%	4.85%
Apr 2024	4.78%	0.83%	5.62%	5.27%	5.27%	5.49%	5.82%	5.85%	5.89%	8.49%	6.34%	3.56%	4.58%
Mar 2024	4.89%	0.86%	5.75%	5.41%	5.41%	5.32%	6.04%	5.84%	5.96%	8.43%	6.39%	3.99%	4.88%
Feb 2024	4.86%	0.96%	5.83%	5.46%	5.46%	5.70%	6.16%	6.06%	5.95%	8.41%	6.49%	4.59%	4.89%
Jan 2024	5.15%	1.38%	6.53%	6.21%	6.21%	6.74%	6.65%	6.63%	6.61%	9.64%	7.20%	5.20%	5.45%
2024	5.10%	1.10%	6.19%	5.85%	5.85%	6.08%	6.48%	6.19%	6.57%	9.18%	6.89%	4.22%	5.19%
Dec 2023	4.91%	1.44%	6.35%	5.93%	5.93%	8.37%	6.60%	6.34%	6.80%	9.09%	7.03%	5.81%	5.84%
Nov 2023	4.66%	1.09%	5.76%	5.40%	5.40%	4.00%	5.45%	6.12%	6.11%	8.54%	6.41%	5.13%	4.91%
Oct 2023	4.58%	1.24%	5.82%	5.57%	5.57%	4.80%	5.44%	6.17%	6.01%	7.96%	6.31%	4.83%	4.94%
Sep 2023	4.49%	1.34%	5.82%	5.66%	5.66%	5.10%	5.51%	6.40%	5.60%	8.21%	6.38%	4.92%	4.80%
Aug 2023	4.62%	1.36%	5.98%	5.64%	5.64%	5.09%	5.56%	6.62%	5.60%	8.66%	6.56%	4.41%	5.37%
Jul 2023	4.33%	0.94%	5.28%	5.11%	5.11%	4.17%	4.99%	5.62%	5.04%	7.35%	5.69%	3.84%	4.28%
Jun 2023	4.45%	0.87%	5.32%	5.09%	5.09%	4.41%	4.86%	5.82%	5.06%	7.44%	5.76%	3.43%	4.39%
May 2023	4.36%	1.00%	5.36%	5.17%	5.17%	4.40%	4.94%	5.87%	4.98%	7.59%	5.80%	3.35%	4.33%
Apr 2023	4.29%	1.05%	5.34%	5.10%	5.10%	4.15%	5.00%	5.85%	5.10%	7.37%	5.80%	3.83%	4.55%
Mar 2023	4.30%	1.16%	5.46%	5.25%	5.25%	3.63%	5.02%	6.00%	5.23%	7.41%	5.88%	3.52%	4.67%
Feb 2023	4.21%	1.03%	5.24%	4.97%	4.97%	4.93%	5.21%	5.36%	5.11%	7.59%	5.69%	3.79%	4.72%
Jan 2023	4.85%	1.48%	6.33%	6.01%	6.01%	4.07%	6.18%	6.67%	6.42%	9.14%	6.97%	5.48%	5.11%
2023	4.51%	1.17%	5.68%	5.41%	5.41%	4.68%	5.39%	6.07%	5.59%	8.03%	6.19%	4.38%	4.82%
Dec 2022	5.20%	2.10%	7.30%	7.22%	7.22%	6.40%	6.65%	7.30%	7.09%	9.35%	7.53%	6.74%	6.42%
Nov 2022	4.40%	1.44%	5.83%	5.69%	5.69%	2.99%	5.47%	5.95%	5.59%	8.13%	6.17%	4.76%	4.99%
Oct 2022	4.52%	1.45%	5.97%	5.74%	5.74%	4.10%	5.67%	6.33%	5.87%	8.03%	6.41%	5.08%	5.09%
Sep 2022	4.45%	1.31%	5.75%	5.58%	5.58%	3.24%	5.11%	6.37%	5.80%	7.55%	6.19%	3.76%	4.55%
Aug 2022	4.49%	1.35%	5.84%	5.55%	5.55%	3.87%	5.62%	6.36%	5.93%	7.83%	6.37%	4.96%	4.90%
Jul 2022	4.59%	2.48%	7.07%	6.72%	6.72%	5.50%	6.78%	7.71%	7.34%	9.05%	7.69%	5.25%	6.24%
Jun 2022	4.38%	2.53%	6.91%	6.93%	6.93%	7.21%	6.07%	7.15%	6.81%	8.64%	7.12%	4.63%	5.56%
May 2022	4.14%	1.63%	5.77%	5.68%	5.68%	4.64%	5.08%	6.22%	5.44%	7.55%	6.05%	4.16%	4.81%
Apr 2022	4.36%	3.10%	7.46%	7.27%	7.27%	6.32%	6.54%	8.31%	7.17%	9.90%	7.98%	4.04%	5.90%
Mar 2022	4.34%	5.34%	9.68%	9.89%	9.89%	9.89%	9.20%	9.98%	9.20%	11.30%	9.89%	5.02%	6.91%
Feb 2022	4.01%	3.76%	7.78%	8.05%	8.05%	6.51%	6.81%	7.75%	6.92%	9.95%	7.76%		5.67%
Jan 2022	3.94%	5.83%	9.77%	9.97%	9.97%	6.26%	8.35%	9.99%	9.56%	12.38%	9.98%		6.86%
Total Absence Rate													%



July 2025

Maternity Leave Absence Rate - by Health Region : Jul 2025	Total Maternity	Medical & Dental	Nursing & Midwifery	Health & Social Care Professionals	Management & Administrative	General Support	Patient & Client Care
Total	2.86%	2.71%	4.32%	4.52%	1.53%	0.45%	1.28%
HSE Dublin & Midlands	2.92%	3.04%	4.34%	4.28%	1.86%	0.31%	1.02%
HSE Dublin & North East	2.57%	2.87%	3.55%	3.58%	1.40%	0.21%	1.20%
HSE Dublin & South East	2.77%	2.58%	3.95%	4.67%	1.26%	0.66%	1.25%
HSE Midwest	2.97%	1.62%	4.55%	4.97%	1.84%	0.80%	1.51%
HSE South West	3.38%	2.93%	4.94%	6.41%	1.20%	0.75%	1.46%
HSE West & North West	3.28%	2.36%	5.19%	5.57%	1.31%	0.23%	1.58%
National Services and Schemes	1.31%	0.00%	0.00%	1.27%	2.00%	0.00%	1.01%
HSE Centre	1.94%	2.83%	2.99%	5.97%	1.67%	0.00%	0.00%

Maternity Leave Absence Rate - Health Region by Care Group : Jul 2025	Total Maternity	Medical & Dental	Nursing & Midwifery	Health & Social Care Professionals	Management & Administrative	General Support	Patient & Client Care
Total	2.86%	2.71%	4.32%	4.52%	1.53%	0.45%	1.28%
Acute Hospital Services	3.29%	2.65%	4.76%	4.15%	2.18%	0.45%	1.25%
Community Health & Wellbeing	2.89%		0.00%		0.00%		4.04%
Primary Care	4.15%	6.12%	4.94%	7.01%	1.94%	0.00%	1.23%
Disabilities	1.64%	7.44%	1.94%	3.54%	0.92%	0.00%	0.91%
Mental Health	3.07%	6.24%	3.45%	4.02%	0.81%	0.00%	0.54%
Older People	1.27%	0.00%	2.50%	3.93%	0.00%	0.00%	0.72%
Regional Support Functions	0.98%		0.00%	0.00%	1.16%		0.00%
Regional EMT	0.00%				0.00%		
HSE Dublin & Midlands	2.92%	3.04%	4.34%	4.28%	1.86%	0.31%	1.02%
Acute Hospital Services	2.81%	2.53%	3.99%	3.39%	1.77%	0.23%	1.49%
Community Health & Wellbeing	4.53%			0.00%	0.00%		7.80%
Primary Care	3.79%	6.13%	4.25%	5.50%	0.78%	0.68%	4.16%
Disabilities	1.66%	0.00%	2.07%	2.78%	0.91%	0.22%	0.83%
Mental Health	2.61%	4.64%	2.93%	4.34%	0.70%	0.00%	0.63%
Older People	1.36%	0.00%	1.80%	4.63%	2.38%	0.00%	0.44%
Regional Support Functions	0.45%	0.00%	0.00%	8.47%	0.00%	0.00%	0.00%
Regional EMT	2.88%				2.88%		
HSE Dublin & North East	2.57%	2.87%	3.55%	3.58%	1.40%	0.21%	1.20%
Acute Hospital Services	2.77%	2.40%	4.13%	3.57%	1.11%	0.87%	1.18%
Community Health & Wellbeing	2.66%			0.00%	1.04%		4.46%
Primary Care	4.85%	5.03%	5.34%	9.50%	1.18%	0.00%	1.20%
Disabilities	2.07%	0.00%	1.56%	3.77%	2.28%	0.00%	1.45%
Mental Health	2.84%	2.20%	3.46%	5.01%	1.72%	0.00%	1.87%
Older People	1.88%	0.00%	3.49%	5.37%	0.71%	0.00%	0.70%
Regional Support Functions	1.79%		5.87%	0.00%	1.29%	0.00%	0.00%
Regional EMT	0.00%				0.00%		
HSE Dublin & South East	2.77%	2.58%	3.95%	4.67%	1.26%	0.66%	1.25%
Acute Hospital Services	3.48%	1.52%	5.46%	5.09%	2.47%	0.96%	1.57%
Community Health & Wellbeing	0.00%		0.00%	0.00%	0.00%		0.00%
Primary Care	3.66%	4.87%	3.71%	7.66%	0.87%	0.00%	1.07%
Disabilities	1.64%	0.00%	1.52%	3.10%	0.00%	0.00%	1.50%
Mental Health	2.69%	0.00%	3.50%	4.69%	0.00%	0.00%	1.29%
Older People	2.67%	0.00%	4.19%	5.41%	1.18%	1.37%	1.67%
Regional Support Functions	2.28%		0.00%	0.00%	3.09%	0.00%	
Regional EMT	0.00%			0.00%	0.00%		
HSE Midwest	2.97%	1.62%	4.55%	4.97%	1.84%	0.80%	1.51%
Acute Hospital Services	3.73%	2.84%	5.70%	6.37%	0.75%	0.67%	1.14%
Community Health & Wellbeing	4.87%		22.70%	0.00%	5.92%		0.00%
Primary Care	4.31%	5.96%	5.21%	6.83%	1.36%	0.00%	1.31%
Disabilities	2.73%	0.00%	2.55%	6.45%	1.61%	1.31%	1.99%
Mental Health	3.22%	1.18%	3.73%	6.56%	1.01%	0.00%	1.46%
Older People	1.82%	0.00%	3.11%	2.67%	1.81%	2.01%	0.80%
Regional Support Functions	2.73%	0.00%	0.00%	6.38%	2.64%		
Regional EMT	0.00%			0.00%	0.00%		
HSE South West	3.38%	2.93%	4.94%	6.41%	1.20%	0.75%	1.46%
Acute Hospital Services	3.56%	1.85%	5.76%	5.49%	1.56%	0.33%	1.41%
Community Health & Wellbeing	2.84%		0.00%	0.00%	0.00%		6.54%
Primary Care	4.03%	8.34%	4.29%	8.00%	0.35%	0.00%	1.79%
Disabilities	2.40%	0.00%	3.52%	3.31%	1.65%	0.00%	1.97%
Mental Health	3.23%	1.20%	5.02%	4.46%	1.10%	0.00%	0.40%
Older People	2.59%	0.00%	4.31%	12.08%	2.75%	0.00%	1.20%
Regional Support Functions	1.87%	0.00%	3.24%	3.29%	1.48%		0.00%
Regional EMT	0.00%				0.00%		
HSE West & North West	3.28%	2.36%	5.19%	5.57%	1.31%	0.23%	1.58%
National Services and Schemes	1.31%	0.00%	0.00%	1.27%	2.00%	0.00%	1.01%
HSE Centre	1.94%	2.83%	2.99%	5.97%	1.67%	0.00%	0.00%

Maternity Trend by Care Group

Year / Month	Total Maternity	Acute Hospital Services	Acute Services	Community Health & Wellbeing	Primary Care	Disabilities	Mental Health	Older People	Community Services	Regional Service Support Functions	National Services & Central Functions
Jul 2025	2.86%	3.20%	3.20%	3.07%	4.13%	1.96%	2.90%	1.92%	2.61%	1.53%	1.63%
Jun 2025	2.78%	3.11%	3.11%	2.63%	4.11%	1.93%	2.82%	1.83%	2.54%	1.75%	1.66%
May 2025	2.79%	3.15%	3.15%	2.26%	4.00%	1.99%	2.80%	1.72%	2.52%	1.73%	1.66%
Apr 2025	2.77%	3.07%	3.07%	3.05%	4.12%	1.94%	2.78%	1.73%	2.53%	2.52%	1.70%
Mar 2025	2.79%	3.14%	3.14%	3.97%	4.05%	1.95%	2.68%	1.66%	2.48%	2.69%	1.68%
Feb 2025	2.81%	3.17%	3.17%	4.17%	4.01%	2.00%	2.75%	1.65%	2.51%	2.64%	1.63%
Jan 2025	2.82%	3.13%	3.13%	4.24%	3.96%	2.16%	2.76%	1.68%	2.60%	2.81%	1.62%
2025	2.80%	3.14%	3.14%	3.36%	4.05%	1.99%	2.78%	1.74%	2.54%	2.28%	1.65%
Dec 2024	2.91%	3.18%	3.18%	5.35%	4.42%	2.19%	2.86%	1.75%	2.71%	3.27%	1.76%
Nov 2024	2.64%	2.92%	2.92%	4.51%	3.73%	2.11%	2.54%	1.64%	2.47%	2.55%	1.40%
Oct 2024	2.81%	3.08%	3.08%	4.46%	4.03%	2.28%	2.75%	1.77%	2.67%	2.59%	1.42%
Sep 2024	2.71%	2.96%	2.96%	3.92%	3.99%	2.18%	2.64%	1.69%	2.58%	2.52%	1.38%
Aug 2024	2.88%	3.07%	3.07%	4.80%	4.54%	2.34%	2.93%	1.80%	2.84%	2.51%	1.42%
Jul 2024	2.81%	3.04%	3.04%	4.19%	4.18%	2.20%	2.90%	1.94%	2.74%	2.12%	1.32%
Jun 2024	2.74%	2.98%	2.98%	3.32%	4.22%	2.06%	2.87%	1.92%	2.65%	2.13%	1.36%
May 2024	2.76%	2.98%	2.98%	2.31%	4.01%	2.12%	2.94%	2.10%	2.69%	2.28%	1.42%
Apr 2024	2.73%	2.94%	2.94%	2.10%	4.02%	2.11%	2.76%	2.17%	2.67%	2.19%	1.48%
Mar 2024	2.70%	2.89%	2.89%	3.20%	4.19%	2.03%	2.71%	2.02%	2.64%	1.46%	1.67%
Feb 2024	2.66%	2.84%	2.84%	3.68%	3.70%	2.16%	2.67%	2.08%	2.62%	1.61%	1.63%
Jan 2024	2.76%	2.92%	2.92%	4.36%	4.13%	2.24%	2.69%	2.14%	2.75%	1.65%	1.69%
2024	2.76%	2.98%	2.98%	3.83%	4.09%	2.17%	2.77%	1.92%	2.67%	2.33%	1.50%
Dec 2023	2.91%	3.03%	3.03%	5.21%	4.65%	2.46%	2.80%	2.02%	2.91%	1.91%	2.02%
Nov 2023	2.74%	2.88%	2.88%	4.35%	4.20%	2.32%	2.65%	1.94%	2.75%	1.68%	1.72%
Oct 2023	2.80%	2.98%	2.98%	4.32%	4.30%	2.34%	2.60%	2.01%	2.76%	1.78%	1.73%
Sep 2023	2.75%	2.93%	2.93%	3.88%	4.07%	2.32%	2.57%	1.96%	2.70%	1.95%	1.65%
Aug 2023	2.89%	3.04%	3.04%	4.53%	4.40%	2.46%	2.64%	2.08%	2.87%	2.11%	1.53%
Jul 2023	2.65%	2.85%	2.85%	3.68%	4.01%	2.19%	2.70%	1.72%	2.59%	1.77%	1.51%
Jun 2023	2.72%	2.91%	2.91%	4.52%	4.15%	2.19%	2.64%	1.93%	2.67%	1.96%	1.35%
May 2023	2.59%	2.71%	2.71%	3.53%	3.96%	2.24%	2.65%	1.87%	2.63%	1.85%	1.35%
Apr 2023	2.55%	2.67%	2.67%	3.67%	4.02%	2.12%	2.75%	1.72%	2.57%	1.76%	1.41%
Mar 2023	2.65%	2.82%	2.82%	3.37%	3.97%	2.13%	2.90%	1.72%	2.62%	1.84%	1.46%
Feb 2023	2.36%	2.50%	2.50%	3.74%	3.61%	1.98%	2.46%	1.44%	2.31%	1.72%	1.36%
Jan 2023	2.34%	2.44%	2.44%	3.40%	3.50%	2.03%	2.52%	1.49%	2.34%	1.68%	1.39%
2023	2.66%	2.82%	2.82%	3.99%	4.08%	2.23%	2.66%	1.83%	2.64%	1.84%	1.56%
Dec 2022	2.46%	2.56%	2.56%	4.88%	3.79%	2.14%	2.60%	1.48%	2.45%	2.20%	1.52%
Nov 2022	2.38%	2.51%	2.51%	4.40%	3.55%	2.00%	2.51%	1.53%	2.36%	1.98%	1.43%
Oct 2022	2.42%	2.55%	2.55%	4.07%	3.72%	2.04%	2.62%	1.50%	2.41%	2.46%	1.37%
Sep 2022	2.51%	2.68%	2.68%	3.53%	3.62%	2.16%	2.71%	1.46%	2.46%	2.12%	1.39%
Aug 2022	2.58%	2.63%	2.63%	4.98%	4.12%	2.22%	2.70%	1.68%	2.63%	2.71%	1.69%
Jul 2022	2.40%	2.44%	2.44%	4.14%	4.09%	2.01%	2.53%	1.51%	2.46%	2.62%	1.56%
Jun 2022	2.53%	2.65%	2.65%	3.18%	3.77%	2.22%	2.53%	1.59%	2.52%	2.27%	1.58%
May 2022	2.44%	2.47%	2.47%	2.88%	3.67%	2.37%	2.43%	1.50%	2.51%	1.95%	1.67%
Apr 2022	2.49%	2.55%	2.55%	2.19%	3.63%	2.53%	2.44%	1.40%	2.54%	1.97%	1.74%
Mar 2022	2.66%	2.56%	2.56%	2.56%	3.69%	3.45%	2.73%	1.40%	2.97%	1.29%	1.61%
Feb 2022	2.43%	2.52%	2.52%	2.56%	3.31%	2.35%	2.53%	1.34%	2.43%		1.65%
Jan 2022	2.45%	2.52%	2.52%	2.91%	3.47%	2.40%	2.65%	1.28%	2.48%		1.68%
2022	2.48%	2.55%	2.55%	3.60%	3.70%	2.32%	2.58%	1.47%	2.52%	2.21%	1.58%

Staff Category Trend

Year / Month	Total Maternity	Medical & Dental	Nursing & Midwifery	Health & Social Care Professionals	Management & Administrative	General Support	Patient & Client Care
Jul 2025	2.86%	2.71%	4.32%	4.52%	1.53%	0.45%	1.28%
Jun 2025	2.78%	2.56%	4.16%	4.43%	1.58%	0.41%	1.25%
May 2025	2.79%	2.49%	4.20%	4.42%	1.59%	0.45%	1.24%
Apr 2025	2.77%	2.48%	4.18%	4.39%	1.56%	0.48%	1.20%
Mar 2025	2.79%	2.57%	4.15%	4.41%	1.61%	0.52%	1.23%
Feb 2025	2.81%	2.46%	4.18%	4.43%	1.61%	0.57%	1.33%
Jan 2025	2.82%	2.42%	4.15%	4.52%	1.60%	0.61%	1.37%
2025	2.80%	2.53%	4.19%	4.45%	1.58%	0.50%	1.27%
Dec 2024	2.91%	2.48%	4.25%	4.85%	1.74%	0.64%	1.38%
Nov 2024	2.64%	2.33%	3.96%	4.20%	1.48%	0.56%	1.28%
Oct 2024	2.81%	2.45%	4.16%	4.56%	1.59%	0.59%	1.36%
Sep 2024	2.71%	2.32%	3.96%	4.53%	1.56%	0.52%	1.34%
Aug 2024	2.88%	2.33%	4.12%	5.16%	1.65%	0.52%	1.40%
Jul 2024	2.81%	2.23%	4.14%	4.99%	1.54%	0.46%	1.33%
Jun 2024	2.74%	2.26%	3.94%	4.90%	1.54%	0.42%	1.36%
May 2024	2.76%	2.20%	4.05%	4.82%	1.51%	0.43%	1.42%
Apr 2024	2.73%	2.27%	3.98%	4.61%	1.51%	0.49%	1.44%
Mar 2024	2.70%	2.33%	3.89%	4.59%	1.56%	0.48%	1.36%
Feb 2024	2.66%	2.39%	3.78%	4.54%	1.46%	0.54%	1.38%
Jan 2024	2.76%	2.41%	3.97%	4.66%	1.48%	0.66%	1.42%
2024	2.76%	2.33%	4.02%	4.69%	1.55%	0.53%	1.37%
Dec 2023	2.91%	2.69%	4.04%	5.10%	1.65%	0.69%	1.52%
Nov 2023	2.74%	2.49%	4.00%	4.61%	1.40%	0.66%	1.43%
Oct 2023	2.80%	2.43%	4.07%	4.78%	1.46%	0.65%	1.48%
Sep 2023	2.75%	2.55%	4.02%	4.52%	1.43%	0.67%	1.45%
Aug 2023	2.89%	2.37%	4.23%	4.95%	1.52%	0.60%	1.49%
Jul 2023	2.65%	2.29%	3.98%	4.43%	1.44%	0.56%	1.26%
Jun 2023	2.72%	2.31%	4.07%	4.54%	1.44%	0.52%	1.32%
May 2023	2.59%	2.11%	3.87%	4.20%	1.32%	0.53%	1.39%
Apr 2023	2.55%	2.16%	3.79%	4.14%	1.27%	0.57%	1.35%
Mar 2023	2.65%	2.27%	3.95%	4.28%	1.30%	0.57%	1.35%
Feb 2023	2.36%	2.23%	3.44%	3.60%	1.22%	0.56%	1.30%
Jan 2023	2.34%	2.31%	3.32%	3.70%	1.23%	0.52%	1.31%
2023	2.66%	2.35%	3.90%	4.41%	1.39%	0.59%	1.39%
Dec 2022	2.46%	2.28%	3.43%	4.06%	1.36%	0.56%	1.37%
Nov 2022	2.38%	2.13%	3.42%	3.73%	1.32%	0.51%	1.37%
Oct 2022	2.42%	2.23%	3.44%	3.89%	1.43%	0.47%	1.32%
Sep 2022	2.51%	2.13%	3.61%	4.10%	1.44%	0.56%	1.39%
Aug 2022	2.58%	2.17%	3.58%	4.57%	1.47%	0.52%	1.41%
Jul 2022	2.40%	2.11%	3.36%	4.13%	1.40%	0.48%	1.26%
Jun 2022	2.53%	2.19%	3.60%	4.35%	1.46%	0.48%	1.27%
May 2022	2.44%	1.99%	3.39%	4.22%	1.39%	0.48%	1.32%
Apr 2022	2.49%	2.01%	3.48%	4.44%	1.41%	0.54%	1.32%
Mar 2022	2.66%	2.10%	3.71%	4.87%	1.41%	0.51%	1.48%
Feb 2022	2.43%	1.95%	3.36%	4.41%	1.33%	0.48%	1.33%
Jan 2022	2.45%	2.07%	3.38%	4.50%	1.36%	0.43%	1.29%
2022	2.48%	2.11%	3.48%	4.27%	1.40%	0.50%	1.34%