

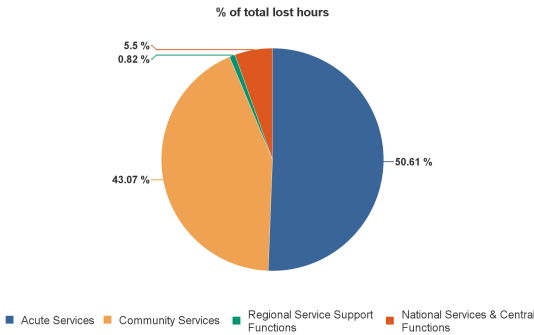
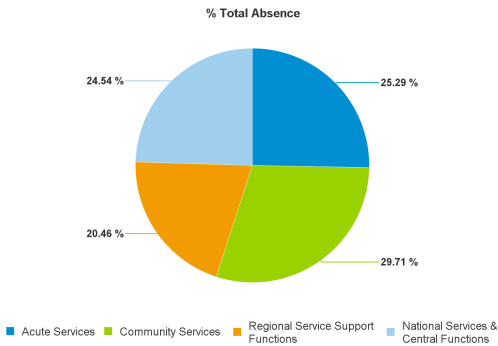
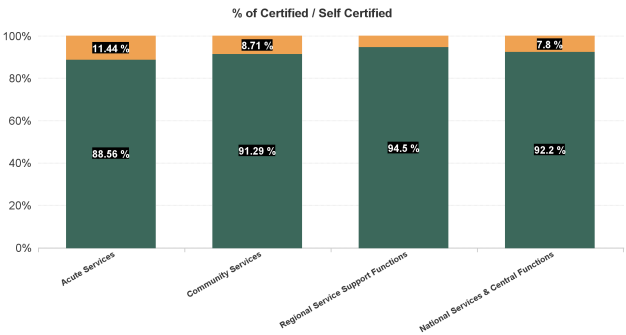
June 2025

Health Service Absence Rate - by Health Region : Jun 2025	Certified absence	Self Certified Absence	Total absence rate	Medical & Dental	Nursing & Midwifery	Health & Social Care Professionals	Management & Administrative	General Support	Patient & Client Care
Total	5.29%	0.96%	6.25%	1.99%	6.63%	5.17%	5.64%	8.19%	8.40%
HSE Dublin & Midlands	4.98%	1.14%	6.12%	1.43%	6.74%	5.21%	5.79%	7.52%	8.04%
HSE Dublin & North East	4.70%	0.87%	5.57%	1.45%	5.57%	4.66%	5.72%	7.72%	8.20%
HSE Dublin & South East	4.89%	0.90%	5.79%	1.86%	5.98%	5.12%	5.56%	7.85%	7.56%
HSE Midwest	5.91%	1.00%	6.91%	2.51%	6.63%	4.70%	7.42%	11.30%	7.86%
HSE South West	5.53%	1.03%	6.55%	2.50%	6.78%	5.45%	5.52%	8.37%	8.77%
HSE West & North West	6.53%	0.93%	7.46%	2.90%	8.46%	6.10%	6.83%	8.64%	8.85%
National Services and Schemes	6.62%	1.08%	7.69%	0.00%	0.00%	5.04%	4.62%	14.07%	10.69%
HSE Centre	4.00%	0.48%	4.48%	2.82%	6.30%	4.83%	4.22%	3.90%	10.17%

Health Service Absence Rate - Health Region by Care Group : Jun 2025	Certified absence	Self Certified Absence	Total absence rate	Medical & Dental	Nursing & Midwifery	Health & Social Care Professionals	Management & Administrative	General Support	Patient & Client Care
Total	5.29%	0.96%	6.25%	1.99%	6.63%	5.17%	5.64%	8.19%	8.40%
Acute Hospital Services	4.60%	1.24%	5.84%	1.37%	6.58%	5.56%	6.13%	7.44%	8.50%
Community Health & Wellbeing	6.58%	0.25%	6.82%		0.00%		6.11%		7.35%
Primary Care	5.99%	0.80%	6.79%	2.46%	7.04%	5.19%	7.66%	7.63%	9.80%
Disabilities	4.36%	0.74%	5.10%	0.00%	6.32%	4.68%	2.45%	4.94%	5.38%
Mental Health	5.04%	1.26%	6.30%	1.51%	5.60%	4.03%	6.50%	9.36%	13.27%
Older People	10.07%	1.93%	11.99%	0.00%	10.77%	3.16%	5.10%	11.79%	14.64%
Regional Support Functions	4.51%	0.14%	4.65%	0.00%	0.78%	12.08%	4.49%		0.00%
Regional EMT	0.00%	0.00%	0.00%				0.00%		
HSE Dublin & Midlands	4.98%	1.14%	6.12%	1.43%	6.74%	5.21%	5.79%	7.52%	8.04%
Acute Hospital Services	4.23%	0.81%	5.05%	1.13%	5.41%	3.75%	5.90%	7.56%	7.98%
Community Health & Wellbeing	3.67%	0.27%	3.95%			0.00%	2.73%		5.10%
Primary Care	5.54%	0.87%	6.41%	2.59%	7.53%	4.44%	7.61%	5.70%	9.95%
Disabilities	5.45%	0.95%	6.39%	2.94%	5.20%	6.06%	4.40%	9.49%	7.70%
Mental Health	4.46%	0.83%	5.29%	4.20%	5.04%	3.17%	6.00%	3.71%	10.02%
Older People	6.77%	1.39%	8.16%	1.13%	7.36%	6.84%	5.10%	11.23%	9.33%
Regional Support Functions	2.66%	0.21%	2.86%	0.00%	0.57%	0.00%	3.03%	13.14%	0.00%
Regional EMT	0.00%	0.35%	0.35%				0.35%		
HSE Dublin & North East	4.70%	0.87%	5.57%	1.45%	5.57%	4.66%	5.72%	7.72%	8.20%
Acute Hospital Services	4.28%	0.85%	5.13%	1.28%	5.37%	3.91%	5.05%	8.13%	8.65%
Community Health & Wellbeing	4.99%	1.71%	6.70%			0.00%	8.09%		6.02%
Primary Care	6.97%	0.69%	7.67%	5.73%	9.37%	6.31%	7.65%	5.51%	8.92%
Disabilities	4.81%	1.11%	5.91%	0.00%	5.97%	7.03%	4.07%	5.01%	5.79%
Mental Health	5.58%	0.92%	6.50%	4.07%	6.94%	5.15%	6.94%	7.95%	6.48%
Older People	6.42%	1.21%	7.63%	1.42%	6.92%	2.95%	5.05%	6.82%	9.70%
Regional Support Functions	6.22%	0.45%	6.67%		5.49%	2.39%	7.47%	0.00%	8.33%
Regional EMT	4.45%	0.00%	4.45%				4.45%		
HSE Dublin & South East	4.89%	0.90%	5.79%	1.86%	5.98%	5.12%	5.56%	7.85%	7.56%
Acute Hospital Services	5.99%	1.22%	7.21%	2.26%	6.61%	3.66%	9.09%	12.23%	9.74%
Community Health & Wellbeing	2.29%	0.00%	2.29%		0.00%	9.00%	0.00%		2.44%
Primary Care	6.64%	0.68%	7.32%	5.83%	7.25%	6.33%	6.69%	11.17%	9.74%
Disabilities	5.13%	0.66%	5.80%	0.00%	6.12%	5.58%	3.93%	5.43%	5.99%
Mental Health	5.35%	0.67%	6.02%	2.20%	5.61%	3.50%	7.13%	7.22%	12.89%
Older People	7.59%	1.24%	8.83%	0.00%	8.17%	2.55%	8.16%	10.63%	9.92%
Regional Support Functions	3.93%	0.56%	4.49%		0.00%	0.00%	3.33%	10.37%	
Regional EMT	2.27%	0.00%	2.27%			0.00%	2.43%		
HSE Midwest	5.91%	1.00%	6.91%	2.51%	6.63%	4.70%	7.42%	11.30%	7.86%
Acute Hospital Services	5.10%	1.01%	6.11%	2.02%	6.51%	5.72%	5.52%	7.89%	10.60%
Community Health & Wellbeing	3.99%	0.00%	3.99%		7.16%	12.17%	3.70%		2.71%
Primary Care	5.34%	0.94%	6.28%	4.29%	5.98%	5.70%	5.92%	15.96%	7.20%
Disabilities	5.32%	1.27%	6.59%	0.00%	5.87%	5.23%	5.78%	6.28%	7.26%
Mental Health	6.07%	0.66%	6.75%	5.33%	8.47%	4.38%	4.18%	8.46%	4.75%
Older People	7.87%	1.17%	9.04%	0.00%	7.88%	2.78%	4.88%	9.95%	11.29%
Regional Support Functions	5.64%	0.52%	6.16%	0.00%	1.18%	8.50%	6.42%		
Regional EMT	3.28%	0.00%	3.28%			0.00%	3.76%		
HSE South West	5.53%	1.03%	6.55%	2.50%	6.78%	5.45%	5.52%	8.37%	8.77%
Acute Hospital Services	6.18%	1.02%	7.21%	2.91%	8.26%	5.99%	7.41%	9.05%	9.45%
Community Health & Wellbeing	0.10%	1.27%	1.37%		0.00%	0.00%	0.44%		2.54%
Primary Care	5.66%	0.51%	6.17%	3.65%	6.29%	6.86%	5.75%	7.01%	6.93%
Disabilities	6.75%	0.69%	7.44%	0.00%	9.75%	5.35%	7.54%	8.24%	7.31%
Mental Health	6.81%	0.62%	7.43%	2.45%	8.37%	6.52%	8.18%	9.50%	6.81%
Older People	9.12%	1.66%	10.77%	0.00%	11.08%	5.13%	8.64%	7.15%	12.04%
Regional Support Functions	5.70%	0.25%	5.95%	0.00%	8.32%	10.78%	5.00%		
Regional EMT	0.00%	0.00%	0.00%				0.00%		
HSE West & North West	6.53%	0.93%	7.46%	2.90%	8.46%	6.10%	6.83%	8.64%	8.85%
National Services and Schemes	6.62%	1.08%	7.69%	0.00%	0.00%	5.04%	4.62%	14.07%	10.69%
HSE Centre	4.00%	0.48%	4.48%	2.82%	6.30%	4.83%	4.22%	3.90%	10.17%

June 2025

Health Service Absence Rate - by Care Group : Jun 2025	Certified absence	Self Certified Absence	Total absence rate	Medical & Dental	Nursing & Midwifery	Health & Social Care Professionals	Management & Administrative	General Support	Patient & Client Care
Total	5.29%	0.96%	6.25%	1.99%	6.63%	5.17%	5.64%	8.19%	8.40%
Acute Hospital Services	4.87%	1.01%	5.88%	1.69%	6.34%	4.85%	6.22%	8.42%	8.88%
Acute Services	4.87%	1.01%	5.88%	1.69%	6.34%	4.85%	6.22%	8.42%	8.88%
Community Health & Wellbeing	3.74%	0.60%	4.34%		2.20%	5.28%	3.60%		4.96%
Primary Care	5.93%	0.75%	6.68%	3.88%	7.16%	5.74%	6.84%	8.77%	8.75%
Disabilities	5.24%	0.89%	6.13%	1.51%	6.40%	5.65%	4.38%	6.72%	6.51%
Mental Health	5.55%	0.86%	6.41%	3.38%	6.79%	4.47%	6.09%	7.63%	8.96%
Older People	8.01%	1.44%	9.45%	0.50%	8.74%	4.40%	6.05%	9.40%	11.37%
Community Services	5.95%	0.95%	6.90%	3.43%	7.20%	5.46%	5.86%	8.14%	7.99%
Regional Service Support Functions	4.44%	0.31%	4.75%	0.00%	3.98%	6.58%	4.51%	10.31%	3.99%
National Services & Central Functions	5.03%	0.67%	5.70%	3.19%	5.65%	5.08%	4.33%	3.71%	10.65%



June 2025

Health Service Absence Rate - Health Region & IHA : Jun 2025	Certified absence	Self Certified Absence	Total absence rate	Medical & Dental	Nursing & Midwifery	Health & Social Care Professionals	Management & Administrative	General Support	Patient & Client Care
Total	5.29%	0.96%	6.25%	1.99%	6.63%	5.17%	5.64%	8.19%	8.40%
Dublin South City and West	4.32%	1.13%	5.45%	1.34%	6.33%	4.71%	5.30%	6.99%	6.88%
Dublin South West	4.20%	1.16%	5.36%	1.21%	5.56%	4.71%	6.92%	7.60%	5.91%
Kildare West Wicklow	5.81%	1.36%	7.16%	3.02%	7.48%	5.41%	4.95%	3.94%	9.92%
Midlands	6.82%	1.12%	7.94%	1.51%	8.54%	6.57%	7.01%	11.30%	9.87%
Regional EMT	0.00%	0.00%	0.00%				0.00%		
Regional Support Functions	4.51%	0.14%	4.65%	0.00%	0.78%	12.08%	4.49%		0.00%
HSE Dublin & Midlands	4.98%	1.14%	6.12%	1.43%	6.74%	5.21%	5.79%	7.52%	8.04%
Cavan Monaghan	6.21%	1.12%	7.33%	1.99%	6.82%	5.23%	7.03%	6.57%	11.60%
Dublin North City and West	4.14%	0.84%	4.99%	1.32%	5.18%	4.68%	5.06%	7.39%	6.18%
Dublin North County	4.61%	0.67%	5.28%	1.10%	4.94%	3.61%	6.11%	7.91%	10.54%
Louth Meath	5.51%	1.06%	6.57%	2.09%	6.52%	5.52%	7.15%	8.73%	8.64%
Regional EMT	0.00%	0.35%	0.35%				0.35%		
Regional Support Functions	2.66%	0.21%	2.86%	0.00%	0.57%	0.00%	3.03%	13.14%	0.00%
HSE Dublin & North East	4.70%	0.87%	5.57%	1.45%	5.57%	4.66%	5.72%	7.72%	8.20%
Carlow Kilkenny and Tipperary South	5.81%	0.98%	6.79%	3.10%	6.50%	5.91%	6.32%	9.75%	8.68%
Dublin South and Wicklow	3.94%	0.91%	4.85%	1.51%	5.21%	4.05%	4.79%	5.88%	6.85%
Regional EMT	4.45%	0.00%	4.45%				4.45%		
Regional Support Functions	6.22%	0.45%	6.67%		5.49%	2.39%	7.47%	0.00%	8.33%
Waterford Wexford	5.73%	0.85%	6.59%	1.65%	6.79%	7.24%	6.09%	9.37%	7.71%
HSE Dublin & South East	4.89%	0.90%	5.79%	1.86%	5.98%	5.12%	5.56%	7.85%	7.56%
Clare and Limerick County	6.43%	0.91%	7.34%	3.86%	7.13%	5.49%	7.36%	11.17%	8.09%
Limerick City and Tipperary North	5.64%	1.07%	6.71%	2.16%	6.39%	3.97%	8.19%	11.39%	7.56%
Regional EMT	2.27%	0.00%	2.27%			0.00%	2.43%		
Regional Support Functions	3.93%	0.56%	4.49%		0.00%	0.00%	3.33%	10.37%	
HSE Midwest	5.91%	1.00%	6.91%	2.51%	6.63%	4.70%	7.42%	11.30%	7.86%
Cork North and East	5.07%	0.85%	5.92%	2.98%	6.54%	5.21%	3.70%	6.81%	8.53%
Cork South and West	5.57%	1.14%	6.72%	1.78%	6.66%	5.73%	6.21%	8.90%	9.08%
Kerry	5.92%	0.85%	6.78%	4.68%	7.52%	4.43%	5.68%	7.66%	7.76%
Regional EMT	3.28%	0.00%	3.28%			0.00%	3.76%		
Regional Support Functions	5.64%	0.52%	6.16%	0.00%	1.18%	8.50%	6.42%		
HSE South West	5.53%	1.03%	6.55%	2.50%	6.78%	5.45%	5.52%	8.37%	8.77%
Donegal	7.43%	0.99%	8.42%	3.77%	9.24%	6.04%	7.98%	9.73%	9.36%
Dublin North County	3.69%	0.54%	4.23%	0.00%	5.13%	3.22%	0.87%	6.16%	6.10%
Galway Roscommon	5.76%	0.93%	6.68%	2.36%	7.95%	5.84%	6.65%	7.08%	7.84%
Mayo	7.78%	1.13%	8.91%	4.18%	10.06%	7.58%	8.04%	7.93%	10.50%
Regional EMT	0.00%	0.00%	0.00%				0.00%		
Regional Support Functions	5.70%	0.25%	5.95%	0.00%	8.32%	10.78%	5.00%		
Sligo Leitrim	6.84%	0.80%	7.64%	3.10%	7.76%	5.51%	7.03%	10.37%	9.42%
HSE West & North West	6.53%	0.93%	7.46%	2.90%	8.46%	6.10%	6.83%	8.64%	8.85%
National Services and Schemes	6.62%	1.08%	7.69%	0.00%	0.00%	5.04%	4.62%	14.07%	10.69%
HSE Centre	4.00%	0.48%	4.48%	2.82%	6.30%	4.83%	4.22%	3.90%	10.17%

June 2025

Health Service Absence Rate - Acute Hospitals by Health Region : Jun 2025	Certified absence	Self Certified Absence	Total absence rate	Medical & Dental	Nursing & Midwifery	Health & Social Care Professionals	Management & Administrative	General Support	Patient & Client Care
Total	4.87%	1.01%	5.88%	1.69%	6.35%	4.86%	6.23%	8.42%	8.88%
CHI at Connolly	6.83%	0.80%	7.63%	0.00%	4.96%	8.68%	12.93%	0.00%	16.77%
CHI at Crumlin	4.71%	1.15%	5.86%	2.46%	6.05%	6.55%	5.64%	8.20%	9.22%
CHI at Tallaght	2.49%	1.13%	3.62%	1.91%	3.12%	0.43%	7.35%	0.00%	11.37%
CHI at Temple Street	4.64%	1.45%	6.09%	1.30%	7.60%	6.35%	6.24%	8.19%	11.59%
CHI Corporate	2.52%	0.40%	2.92%	0.00%	0.00%	0.83%	3.65%		
CHI Programme	1.44%	0.26%	1.71%	0.00%	0.00%	7.33%	1.38%	0.00%	
Coombe Women & Infants University Hospital	1.95%	2.08%	4.03%	0.85%	4.87%	3.88%	4.28%	4.54%	3.12%
MRH Mullingar	6.79%	0.81%	7.60%	0.53%	6.83%	6.97%	12.12%	14.35%	11.56%
MRH Portlaoise	6.53%	1.22%	7.75%	2.30%	10.16%	8.43%	4.44%	7.14%	8.91%
MRH Tullamore	7.01%	1.56%	8.57%	1.57%	9.77%	7.92%	7.73%	7.69%	12.02%
Naas General	5.22%	0.92%	6.14%	2.09%	6.35%	7.46%	5.27%	1.11%	8.73%
St. James's	4.34%	1.14%	5.48%	1.17%	6.67%	4.72%	5.19%	7.08%	7.24%
St. Luke's Rathgar	3.72%	1.24%	4.96%	0.00%	10.67%	1.94%	7.35%	12.59%	8.41%
Tallaght University Hospital	4.00%	1.26%	5.26%	1.23%	5.16%	6.02%	7.63%	7.87%	5.30%
<b>HSE Dublin &amp; Midlands</b>	<b>4.60%</b>	<b>1.24%</b>	<b>5.84%</b>	<b>1.37%</b>	<b>6.58%</b>	<b>5.56%</b>	<b>6.13%</b>	<b>7.44%</b>	<b>8.50%</b>
Beaumont	4.34%	0.68%	5.02%	0.87%	4.84%	3.23%	6.23%	8.63%	10.42%
Cappagh National Orthopaedic	2.72%	0.60%	3.32%	0.17%	4.59%	2.77%	1.83%	2.08%	5.77%
Cavan General	5.92%	1.41%	7.34%	1.84%	7.97%	5.88%	6.02%	7.15%	14.15%
Connolly	4.54%	0.66%	5.20%	0.54%	5.68%	3.32%	7.33%	8.40%	8.15%
Louth County	4.65%	1.77%	6.42%	0.00%	4.51%	4.66%	9.73%	7.47%	6.98%
Mater Misericordiae University	3.16%	0.70%	3.87%	0.89%	4.70%	3.38%	4.92%	5.03%	3.55%
Monaghan	4.41%	0.46%	4.87%		2.62%	5.74%	6.23%	0.00%	7.54%
Our Lady of Lourdes	4.82%	1.02%	5.84%	1.41%	6.36%	6.44%	7.04%	8.87%	6.97%
Our Lady's Navan	5.70%	0.75%	6.45%	2.00%	6.54%	2.50%	8.03%	6.99%	10.21%
Rotunda	4.33%	0.84%	5.17%	2.94%	5.21%	2.47%	5.32%	8.55%	6.37%
<b>HSE Dublin &amp; North East</b>	<b>4.23%</b>	<b>0.81%</b>	<b>5.05%</b>	<b>1.13%</b>	<b>5.41%</b>	<b>3.75%</b>	<b>5.90%</b>	<b>7.56%</b>	<b>7.98%</b>
Lourdes Orthopaedic Kilcreene	6.42%	0.83%	7.25%	7.74%	8.24%		0.63%	8.38%	
National Maternity	3.39%	0.66%	4.05%	1.44%	4.63%	2.46%	2.00%	5.48%	9.03%
National Rehabilitation Hospital	3.76%	0.72%	4.48%	0.96%	4.96%	2.29%	3.27%	5.01%	7.82%
Royal Victoria Eye and Ear	3.15%	3.01%	6.16%	0.67%	6.17%	1.27%	14.74%	3.12%	3.42%
South Tipperary General	5.14%	0.99%	6.13%	3.42%	6.53%	6.19%	4.05%	7.57%	9.19%
St. Columcille's	3.74%	1.37%	5.11%	1.73%	5.75%	5.53%	2.81%	11.87%	5.16%
St Luke's General Kilkenny	5.22%	0.94%	6.17%	0.65%	5.88%	3.95%	6.27%	10.68%	10.93%
St. Michael's	4.14%	0.90%	5.04%	1.42%	6.86%	3.06%	4.42%	2.23%	7.80%
St. Vincent's University	3.46%	0.61%	4.06%	0.87%	4.31%	3.01%	4.32%	6.53%	8.60%
UH Waterford	4.45%	0.71%	5.16%	0.99%	5.09%	4.96%	5.94%	10.48%	8.81%
Wexford General	6.46%	0.99%	7.46%	2.47%	7.50%	8.05%	5.92%	10.91%	9.92%
<b>HSE Dublin &amp; South East</b>	<b>4.28%</b>	<b>0.85%</b>	<b>5.13%</b>	<b>1.28%</b>	<b>5.37%</b>	<b>3.91%</b>	<b>5.05%</b>	<b>8.13%</b>	<b>8.65%</b>
Croom Orthopaedic	7.10%	0.81%	7.90%	1.19%	7.36%	3.25%	10.36%	11.16%	9.31%
Ennis	6.49%	1.21%	7.70%	9.62%	4.93%	0.45%	16.79%	12.69%	1.17%
Nenagh	7.28%	1.07%	8.35%	0.44%	11.41%	9.02%	11.74%	4.92%	4.10%
St. John's Limerick	3.96%	2.02%	5.98%	0.19%	5.55%	2.65%	5.54%	17.11%	3.90%
UH Limerick	5.77%	1.18%	6.96%	2.31%	6.13%	3.67%	9.17%	11.35%	12.07%
UMH Limerick	8.28%	1.11%	9.39%	1.20%	8.19%	1.65%	6.09%	24.02%	13.61%
<b>HSE Midwest</b>	<b>5.99%</b>	<b>1.22%</b>	<b>7.21%</b>	<b>2.26%</b>	<b>6.61%</b>	<b>3.66%</b>	<b>9.09%</b>	<b>12.23%</b>	<b>9.74%</b>
Bantry General	7.24%	0.62%	7.86%	1.48%	9.51%	3.79%	7.44%	7.86%	8.71%
Cork University	5.22%	1.07%	6.29%	1.54%	6.80%	6.15%	6.60%	8.17%	12.07%
Mallow General	4.88%	1.71%	6.59%	0.16%	5.89%	5.36%	1.08%	6.12%	16.54%
Mercy University	4.13%	0.79%	4.92%	1.86%	4.89%	5.72%	3.40%	8.34%	8.06%
South Infirmary Victoria University	4.31%	0.89%	5.20%	1.52%	4.90%	4.74%	5.74%	8.31%	5.55%
UH Kerry	5.79%	1.05%	6.84%	4.56%	7.54%	4.89%	6.18%	6.89%	10.69%
<b>HSE South West</b>	<b>5.10%</b>	<b>1.01%</b>	<b>6.11%</b>	<b>2.02%</b>	<b>6.51%</b>	<b>5.72%</b>	<b>5.52%</b>	<b>7.89%</b>	<b>10.60%</b>
Galway University	5.08%	1.16%	6.24%	1.60%	7.81%	5.62%	7.50%	6.92%	9.93%
Letterkenny University	6.76%	1.06%	7.82%	4.01%	8.85%	6.13%	7.90%	10.15%	7.03%
Mayo University Hospital	8.08%	0.78%	8.85%	4.51%	9.71%	8.59%	7.82%	11.63%	11.34%
Portiuncula University	6.78%	0.63%	7.41%	5.25%	7.79%	6.99%	7.09%	9.00%	8.61%
Roscommon University Hospital	6.76%	1.35%	8.11%	2.74%	10.05%	3.60%	5.34%	10.47%	6.74%
Sligo University	6.14%	0.99%	7.14%	3.46%	7.35%	5.01%	7.11%	9.25%	10.93%
<b>HSE West &amp; North West</b>	<b>6.18%</b>	<b>1.02%</b>	<b>7.21%</b>	<b>2.91%</b>	<b>8.26%</b>	<b>5.99%</b>	<b>7.41%</b>	<b>9.05%</b>	<b>9.45%</b>

## June 2025

Health Service Absence Rate - S38 Voluntary Agencies by Health Region : Jun 2025	Certified absence	Self Certified Absence	Total absence rate	Medical & Dental	Nursing & Midwifery	Health & Social Care Professionals	Management & Administrative	General Support	Patient & Client Care
<b>Total</b>	<b>4.68%</b>	<b>0.90%</b>	<b>5.58%</b>	<b>3.11%</b>	<b>5.54%</b>	<b>5.44%</b>	<b>3.50%</b>	<b>7.13%</b>	<b>5.90%</b>
Cheeverstown House	4.62%	1.11%	5.74%		7.76%	4.08%	3.07%	4.55%	5.49%
Kare, Newbridge, Co Kildare	4.44%	1.25%	5.69%		7.78%	4.38%	3.30%	0.00%	6.44%
Muiriosa Foundation, Laois/Offaly	5.05%	1.39%	6.44%		4.98%	9.29%	0.62%	0.00%	5.51%
Muiriosa Foundation, Longford/Westmeath	4.82%	0.65%	5.48%		6.34%	5.79%	2.01%	4.01%	5.59%
Muiriosa Foundation, South Kildare	5.09%	0.57%	5.66%		4.28%	4.90%	0.88%	2.83%	7.50%
Our Lady's Hospice & Care, Dublin	5.62%	0.89%	6.51%	0.94%	6.38%	4.30%	7.67%	4.58%	9.15%
Peamount Hospital (Newcastle)	4.57%	0.95%	5.52%	0.00%	7.86%	3.92%	1.78%	8.64%	4.95%
Stewarts Care DAC	3.76%	0.36%	4.12%		4.50%	3.29%	2.40%	3.04%	4.48%
St. John of God Liffey Services	3.67%	0.60%	4.26%	0.00%	5.12%	3.39%	2.76%	6.26%	4.64%
<b>HSE Dublin &amp; Midlands</b>	<b>4.39%</b>	<b>0.76%</b>	<b>5.15%</b>	<b>0.51%</b>	<b>6.21%</b>	<b>4.69%</b>	<b>3.03%</b>	<b>4.94%</b>	<b>5.37%</b>
Avista Dublin	4.94%	0.92%	5.85%	0.00%	4.65%	5.92%	2.86%	10.21%	6.66%
Central Remedial Clinic	4.81%	0.47%	5.28%	0.00%	2.22%	4.51%	5.73%	2.78%	6.34%
Incorporated Orthopaedic Hospital	3.44%	1.68%	5.12%	3.14%	3.83%	4.81%	1.62%	8.92%	5.86%
St. John of God, Drumcar	4.19%	0.82%	5.01%	49.80%	3.85%	5.03%	6.51%	11.63%	5.27%
St. Michael's House, Dublin	4.55%	1.03%	5.58%	1.73%	4.03%	6.19%	3.56%	10.39%	5.59%
St. Vincent's, Fairview	1.64%	0.50%	2.14%	0.00%	1.56%	4.66%	3.06%	3.01%	2.41%
<b>HSE Dublin &amp; North East</b>	<b>4.45%</b>	<b>0.94%</b>	<b>5.40%</b>	<b>2.91%</b>	<b>3.95%</b>	<b>5.87%</b>	<b>3.82%</b>	<b>8.99%</b>	<b>5.89%</b>
Aurora	6.24%	0.59%	6.83%		4.12%	7.70%	8.32%	0.00%	7.12%
Bros. of Charity, Waterford	5.12%	1.25%	6.37%		5.14%	13.02%	3.79%	12.18%	5.52%
Carriglea Cairde Services	3.94%	1.42%	5.36%		13.85%	9.23%	0.00%	9.56%	2.00%
Children's Sunshine Home	7.49%	0.47%	7.96%		5.23%	0.00%	0.00%	11.37%	16.16%
Dublin Dental Hospital	6.79%	1.23%	8.02%	8.46%	40.91%	56.00%	5.98%	1.16%	0.00%
Leopardstown Park Hospital	3.90%	0.91%	4.81%	0.00%	4.67%	6.65%	2.50%	3.61%	5.83%
Our Lady's Hospice & Care, Wicklow	8.08%	0.66%	8.73%	0.00%	10.06%	8.77%	0.00%		11.61%
Royal Hospital, Donnybrook, Dublin	2.65%	1.34%	3.99%	0.00%	4.71%	4.22%	0.00%	6.08%	3.14%
St John of God HQ	3.41%	0.45%	3.87%			51.45%	0.57%	97.21%	
St. John of God (IDS)	3.40%	1.67%	5.07%	0.00%	4.67%	5.23%	2.08%	2.66%	5.79%
St. John of God (MHS)	4.62%	0.35%	4.97%	6.48%	3.63%	4.33%	7.29%	0.00%	0.00%
Sunbeam House Services	3.71%	0.87%	4.58%		5.12%	4.63%	4.73%	0.38%	4.62%
<b>HSE Dublin &amp; South East</b>	<b>4.44%</b>	<b>1.07%</b>	<b>5.51%</b>	<b>6.20%</b>	<b>6.02%</b>	<b>6.50%</b>	<b>3.92%</b>	<b>4.36%</b>	<b>5.28%</b>
Avista Limerick	4.55%	0.15%	4.70%		4.32%	2.87%	3.75%	7.29%	5.65%
Avista Roscrea	3.25%	0.51%	3.75%		3.30%	4.27%	3.05%	0.47%	3.90%
Bros. of Charity, Clare	4.43%	0.87%	5.30%	0.00%	0.00%	5.34%	1.72%		5.49%
Bros. of Charity, Limerick	7.11%	0.93%	8.04%		10.28%	7.49%	1.73%	5.02%	7.78%
Milford Care Centre	5.73%	0.40%	6.13%		4.66%	2.79%	2.53%	15.27%	6.61%
Milford Care Centre OP	4.80%	1.00%	5.80%		8.08%		0.00%	0.64%	5.07%
<b>HSE Midwest</b>	<b>5.14%</b>	<b>0.60%</b>	<b>5.74%</b>	<b>0.00%</b>	<b>5.94%</b>	<b>4.99%</b>	<b>2.73%</b>	<b>9.61%</b>	<b>5.85%</b>
Bros. of Charity, Southern	4.49%	0.53%	5.02%		6.29%	4.70%	6.23%	1.13%	4.98%
Cope Foundation	5.88%	2.02%	7.89%		5.93%	5.66%	5.56%	10.32%	8.92%
Cork Dental Hospital	1.64%	0.14%	1.78%	0.00%	0.00%	0.00%	0.00%	4.20%	4.63%
Marymount	6.06%	3.06%	9.12%	0.00%	6.15%	8.09%	1.99%	17.33%	17.06%
Marymount OP	6.41%	1.84%	8.26%	0.00%	5.89%				10.52%
St. John of God, Kerry	3.03%	0.69%	3.72%		4.21%	2.66%	2.27%	5.12%	3.86%
<b>HSE South West</b>	<b>5.01%</b>	<b>1.45%</b>	<b>6.46%</b>	<b>0.00%</b>	<b>5.72%</b>	<b>4.88%</b>	<b>3.86%</b>	<b>11.08%</b>	<b>7.22%</b>
Bros. of Charity, West Region	5.74%	0.53%	6.26%	0.00%	9.22%	5.32%	4.34%	3.21%	6.46%
Galway Hospice Foundation	3.81%	0.36%	4.16%	5.53%	4.57%	6.21%	2.60%	7.09%	0.76%
St Francis	3.69%	0.54%	4.23%	0.00%	5.13%	3.22%	0.87%	6.16%	6.10%
<b>HSE West &amp; North West</b>	<b>5.35%</b>	<b>0.51%</b>	<b>5.86%</b>	<b>2.20%</b>	<b>7.20%</b>	<b>5.29%</b>	<b>3.27%</b>	<b>4.38%</b>	<b>6.27%</b>

Health Region Trend

Year / Month	Certified absence	Self Certified Absence	Total absence rate	HSE Dublin & Midlands	HSE Dublin & North East	HSE Dublin & South East	HSE Midwest	HSE South West	HSE West & North West	National Services and Schemes	HSE Centre
Jun 2025	5.29%	0.96%	6.25%	6.12%	5.57%	5.79%	6.91%	6.55%	7.46%	7.69%	4.48%
May 2025	5.03%	0.78%	5.81%	5.79%	5.25%	5.45%	6.36%	6.02%	6.65%	7.43%	4.16%
Apr 2025	5.13%	0.79%	5.92%	5.87%	5.09%	5.57%	6.76%	6.26%	6.93%	7.29%	4.19%
Mar 2025	5.27%	0.80%	6.07%	6.11%	5.35%	5.81%	6.35%	6.36%	7.10%	7.13%	4.32%
Feb 2025	5.31%	0.83%	6.14%	6.01%	5.61%	5.98%	6.77%	6.30%	7.08%	6.87%	4.36%
Jan 2025	5.98%	0.92%	6.89%	6.61%	6.36%	6.59%	7.88%	7.11%	8.15%	7.52%	4.60%
2025	5.34%	0.84%	6.19%	6.09%	5.55%	5.87%	6.85%	6.44%	7.23%	7.33%	4.35%
Dec 2024	5.94%	1.07%	7.01%	6.84%	6.41%	6.54%	8.01%	6.88%	8.37%	8.59%	4.91%
Nov 2024	5.18%	0.90%	6.07%	6.10%	5.59%	5.73%	6.96%	6.14%	6.98%	6.62%	4.10%
Oct 2024	5.16%	0.99%	6.15%	6.14%	5.51%	5.72%	7.26%	6.30%	7.16%	6.53%	4.35%
Sep 2024	4.98%	1.19%	6.18%	6.20%	5.61%	5.82%	7.13%	6.30%	7.18%	6.82%	3.98%
Aug 2024	5.11%	1.19%	6.30%	6.08%	5.60%	5.93%	7.37%	6.55%	7.62%	7.29%	4.00%
Jul 2024	5.18%	1.53%	6.71%	6.64%	5.97%	6.35%	7.69%	7.10%	7.99%	7.60%	4.04%
Jun 2024	5.08%	1.36%	6.44%	6.36%	6.02%	6.13%	7.31%	6.63%	7.22%	7.78%	3.94%
May 2024	4.85%	0.91%	5.76%	5.76%	5.21%	5.72%	6.65%	6.10%	6.23%	7.20%	3.42%
Apr 2024	4.78%	0.83%	5.62%	5.63%	5.11%	5.57%	6.59%	5.83%	6.13%	6.51%	3.31%
2024	5.14%	1.10%	6.24%	6.20%	5.66%	5.94%	7.21%	6.42%	7.19%	7.20%	3.99%

Staff Category Trend

Year / Month	Certified absence	Self Certified Absence	Total absence rate	Medical & Dental	Nursing & Midwifery	Health & Social Care Professionals	Management & Administrative	General Support	Patient & Client Care
Jun 2025	5.29%	0.96%	6.25%	1.99%	6.63%	5.17%	5.64%	8.19%	8.40%
May 2025	5.03%	0.78%	5.81%	1.83%	6.28%	4.70%	5.10%	7.69%	7.83%
Apr 2025	5.13%	0.79%	5.92%	1.77%	6.50%	4.78%	5.23%	7.84%	7.87%
Mar 2025	5.27%	0.80%	6.07%	1.86%	6.66%	4.89%	5.37%	7.83%	8.07%
Feb 2025	5.31%	0.83%	6.14%	2.03%	6.87%	4.99%	5.37%	7.90%	7.93%
Jan 2025	5.98%	0.92%	6.89%	1.95%	7.53%	5.55%	6.10%	9.19%	9.35%
2025	5.34%	0.84%	6.19%	1.90%	6.75%	5.02%	5.47%	8.12%	8.25%
Dec 2024	5.94%	1.07%	7.01%	2.12%	7.63%	5.91%	6.37%	8.94%	9.09%
Nov 2024	5.18%	0.90%	6.07%	2.01%	6.63%	4.88%	5.39%	8.02%	8.05%
Oct 2024	5.16%	0.99%	6.15%	1.92%	6.65%	4.99%	5.53%	7.95%	8.34%
Sep 2024	4.98%	1.19%	6.18%	1.87%	6.86%	5.10%	5.38%	8.21%	8.07%
Aug 2024	5.11%	1.19%	6.30%	1.84%	6.85%	5.26%	5.62%	8.27%	8.41%
Jul 2024	5.18%	1.53%	6.71%	1.65%	7.31%	5.60%	5.93%	8.68%	9.21%
Jun 2024	5.08%	1.36%	6.44%	1.98%	6.93%	5.25%	5.52%	8.35%	8.58%
May 2024	4.85%	0.91%	5.76%	1.71%	6.36%	4.59%	4.83%	7.58%	7.78%
Apr 2024	4.78%	0.83%	5.62%	1.61%	6.18%	4.62%	4.64%	7.42%	7.62%
Mar 2024	4.89%	0.86%	5.75%	1.73%	6.36%	4.62%	4.91%	7.46%	7.58%
Feb 2024	4.86%	0.96%	5.83%	1.70%	6.42%	4.77%	5.04%	7.39%	7.77%
Jan 2024	5.15%	1.38%	6.53%	1.62%	7.25%	5.50%	5.85%	8.32%	8.55%
2024	5.10%	1.10%	6.19%	1.81%	6.79%	5.09%	5.41%	8.05%	8.25%
Dec 2023	4.91%	1.44%	6.35%	1.65%	7.05%	5.59%	5.55%	7.48%	8.25%
Nov 2023	4.66%	1.09%	5.76%	1.58%	6.47%	4.73%	4.86%	7.35%	7.76%
Oct 2023	4.58%	1.24%	5.82%	1.62%	6.54%	4.72%	5.00%	7.76%	7.54%
Sep 2023	4.49%	1.34%	5.82%	1.54%	6.66%	4.79%	4.83%	7.34%	7.73%
Aug 2023	4.62%	1.36%	5.98%	1.49%	6.78%	4.81%	4.88%	7.66%	8.09%
Jul 2023	4.33%	0.94%	5.28%	1.35%	6.07%	4.12%	4.18%	6.94%	7.05%
Jun 2023	4.45%	0.87%	5.32%	1.55%	6.04%	4.14%	4.30%	6.84%	7.00%
May 2023	4.36%	1.00%	5.36%	1.47%	6.20%	4.33%	4.25%	6.66%	7.09%
Apr 2023	4.29%	1.05%	5.34%	1.49%	6.21%	4.09%	4.25%	6.53%	7.07%
Mar 2023	4.30%	1.16%	5.46%	1.67%	6.02%	4.49%	4.57%	7.12%	7.28%
Feb 2023	4.21%	1.03%	5.24%	1.41%	5.99%	4.05%	4.43%	6.78%	6.79%
Jan 2023	4.85%	1.48%	6.33%	1.51%	7.33%	4.97%	5.21%	8.07%	8.17%
2023	4.51%	1.17%	5.68%	1.53%	6.45%	4.57%	4.70%	7.22%	7.49%
Dec 2022	5.20%	2.10%	7.30%	2.05%	8.33%	6.01%	6.30%	8.81%	9.15%
Nov 2022	4.40%	1.44%	5.83%	1.75%	6.61%	4.48%	4.88%	7.55%	7.74%
Oct 2022	4.52%	1.45%	5.97%	1.82%	6.60%	4.75%	4.85%	7.70%	7.92%
Sep 2022	4.45%	1.31%	5.75%	1.58%	6.63%	4.30%	4.38%	7.59%	7.82%
Aug 2022	4.49%	1.35%	5.84%	1.70%	6.61%	4.50%	4.54%	7.56%	7.94%
Jul 2022	4.59%	2.48%	7.07%	1.99%	7.95%	5.58%	5.54%	8.76%	9.52%
Jun 2022	4.38%	2.53%	6.91%	2.12%	8.02%	5.71%	5.57%	8.72%	8.52%
May 2022	4.14%	1.63%	5.77%	1.69%	6.61%	4.37%	4.50%	7.25%	7.87%
Apr 2022	4.36%	3.10%	7.46%	2.28%	8.73%	5.97%	5.66%	9.20%	9.64%
Mar 2022	4.34%	5.34%	9.68%	3.45%	11.70%	8.60%	7.95%	10.26%	11.35%
Feb 2022	4.01%	3.76%	7.78%	2.71%	9.37%	6.80%	5.96%	9.18%	9.24%
Jan 2022	3.94%	5.83%	9.77%	3.11%	11.35%	8.17%	7.93%	12.13%	11.91%
2022	4.40%	2.70%	7.10%	2.18%	8.21%	5.76%	5.67%	8.72%	9.06%