

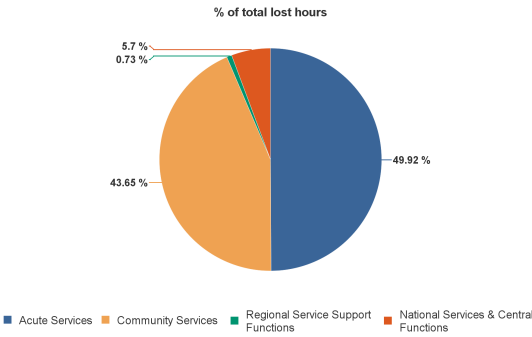
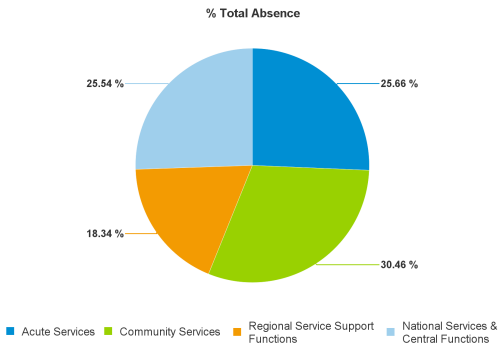
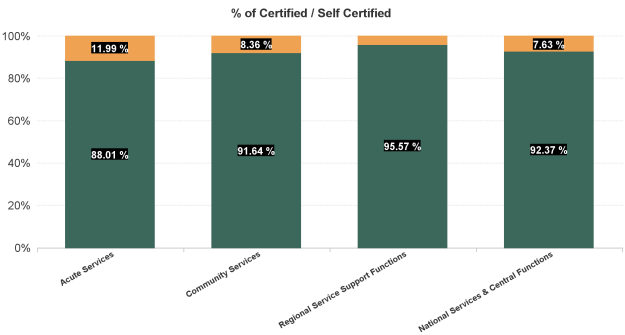
May 2025

Health Service Absence Rate - by Health Region : May 2025	Certified absence	Self Certified Absence	Total absence rate	Medical & Dental	Nursing & Midwifery	Health & Social Care Professionals	Management & Administrative	General Support	Patient & Client Care
Total	5.03%	0.78%	5.81%	1.83%	6.28%	4.70%	5.10%	7.69%	7.83%
HSE Dublin & Midlands	4.89%	0.90%	5.79%	1.38%	6.51%	4.94%	5.42%	6.80%	7.53%
HSE Dublin & North East	4.56%	0.68%	5.25%	1.33%	5.35%	4.21%	5.31%	7.60%	7.69%
HSE Dublin & South East	4.74%	0.71%	5.45%	1.72%	5.81%	4.68%	5.11%	7.33%	7.11%
HSE Midwest	5.54%	0.82%	6.36%	2.90%	6.42%	4.07%	6.89%	10.00%	6.83%
HSE South West	5.13%	0.89%	6.02%	2.35%	6.50%	4.91%	4.77%	7.74%	7.91%
HSE West & North West	5.89%	0.76%	6.65%	2.30%	7.50%	5.13%	5.76%	8.52%	8.29%
National Services and Schemes	6.57%	0.86%	7.43%	0.00%	8.09%	4.93%	3.68%	18.16%	10.60%
HSE Centre	3.71%	0.45%	4.16%	2.63%	5.89%	4.53%	3.93%	3.70%	8.75%

Health Service Absence Rate - Health Region by Care Group : May 2025	Certified absence	Self Certified Absence	Total absence rate	Medical & Dental	Nursing & Midwifery	Health & Social Care Professionals	Management & Administrative	General Support	Patient & Client Care
Total	5.03%	0.78%	5.81%	1.83%	6.28%	4.70%	5.10%	7.69%	7.83%
Acute Hospital Services	4.44%	0.98%	5.42%	1.17%	6.26%	4.95%	5.82%	6.55%	8.00%
Community Health & Wellbeing	10.69%	0.56%	11.25%		0.00%		14.48%		10.66%
Primary Care	5.68%	0.56%	6.24%	3.60%	6.92%	5.06%	5.77%	5.19%	9.05%
Disabilities	4.70%	0.64%	5.33%	0.67%	7.11%	5.19%	2.12%	5.33%	5.41%
Mental Health	5.27%	1.01%	6.28%	2.72%	5.66%	3.18%	8.69%	11.34%	11.06%
Older People	9.16%	1.40%	10.55%	0.00%	9.53%	1.30%	4.18%	11.06%	12.93%
Regional Support Functions	4.18%	0.29%	4.46%	0.00%	1.29%	7.53%	4.57%		0.00%
Regional EMT	1.54%	0.16%	1.70%				1.70%		
HSE Dublin & Midlands	4.89%	0.90%	5.79%	1.38%	6.51%	4.94%	5.42%	6.80%	7.53%
Acute Hospital Services	4.02%	0.69%	4.70%	0.98%	5.14%	3.54%	5.29%	7.58%	6.84%
Community Health & Wellbeing	2.69%	0.85%	3.54%			0.00%	4.26%		3.35%
Primary Care	5.56%	0.54%	6.10%	3.39%	6.86%	4.89%	6.65%	5.95%	8.96%
Disabilities	5.47%	0.67%	6.14%	3.43%	4.97%	5.13%	5.16%	7.70%	7.92%
Mental Health	4.31%	0.64%	4.95%	3.17%	5.47%	2.84%	5.07%	3.35%	7.96%
Older People	6.62%	1.02%	7.64%	0.70%	6.75%	2.96%	5.24%	12.07%	9.14%
Regional Support Functions	3.79%	0.28%	4.07%	0.00%	6.35%	12.07%	3.54%	0.00%	0.00%
Regional EMT	0.00%	0.57%	0.57%				0.57%		
HSE Dublin & North East	4.56%	0.68%	5.25%	1.33%	5.35%	4.21%	5.31%	7.60%	7.69%
Acute Hospital Services	4.04%	0.68%	4.72%	1.32%	5.06%	3.77%	4.55%	7.56%	7.11%
Community Health & Wellbeing	6.99%	0.37%	7.36%			0.00%	5.39%		9.70%
Primary Care	6.65%	0.50%	7.15%	3.38%	7.94%	6.05%	8.61%	5.73%	9.13%
Disabilities	5.07%	0.87%	5.95%	0.00%	7.30%	6.15%	3.99%	3.05%	5.98%
Mental Health	5.45%	0.77%	6.22%	4.39%	6.82%	5.05%	4.75%	7.51%	6.67%
Older People	6.67%	0.91%	7.57%	0.29%	7.83%	0.57%	6.02%	6.83%	8.96%
Regional Support Functions	3.55%	0.19%	3.75%		0.31%	0.44%	4.75%	0.00%	0.00%
Regional EMT	0.00%	0.00%	0.00%				0.00%		
HSE Dublin & South East	4.74%	0.71%	5.45%	1.72%	5.81%	4.68%	5.11%	7.33%	7.11%
Acute Hospital Services	5.75%	1.07%	6.83%	2.56%	6.57%	3.63%	7.64%	11.82%	8.14%
Community Health & Wellbeing	4.52%	0.96%	5.48%		0.00%		8.08%		3.80%
Primary Care	5.45%	0.55%	6.00%	6.67%	6.22%	5.51%	6.22%	2.77%	7.90%
Disabilities	4.54%	0.43%	4.97%	0.00%	6.19%	4.26%	4.76%	2.67%	4.95%
Mental Health	5.03%	0.58%	5.61%	2.78%	4.99%	2.67%	10.18%	5.74%	11.80%
Older People	7.46%	0.92%	8.38%	0.00%	7.68%	3.92%	7.65%	9.40%	9.55%
Regional Support Functions	4.08%	0.08%	4.16%		2.76%	0.00%	3.52%	7.96%	
Regional EMT	8.13%	0.00%	8.13%			0.00%	8.58%		
HSE Midwest	5.54%	0.82%	6.36%	2.90%	6.42%	4.07%	6.89%	10.00%	6.83%
Acute Hospital Services	4.66%	0.95%	5.61%	1.75%	6.27%	4.65%	4.84%	7.52%	9.62%
Community Health & Wellbeing	5.87%	0.60%	6.47%		3.09%	0.00%	5.51%		9.32%
Primary Care	5.25%	0.64%	5.89%	4.64%	6.07%	5.54%	5.48%	12.09%	5.56%
Disabilities	5.19%	1.02%	6.20%	0.00%	6.82%	5.75%	2.47%	4.96%	6.67%
Mental Health	5.30%	0.55%	5.85%	5.56%	7.20%	3.09%	3.89%	4.27%	5.70%
Older People	7.28%	1.03%	8.31%	0.00%	7.36%	5.32%	5.82%	11.03%	9.64%
Regional Support Functions	5.05%	0.11%	5.16%	0.00%	0.00%	10.29%	5.13%		
Regional EMT	0.00%	0.00%	0.00%			0.00%	0.00%		
HSE South West	5.13%	0.89%	6.02%	2.35%	6.50%	4.91%	4.77%	7.74%	7.91%
Acute Hospital Services	5.68%	0.85%	6.53%	2.33%	7.39%	4.95%	6.72%	9.00%	9.68%
Community Health & Wellbeing	1.42%	0.08%	1.51%		0.00%	0.00%	0.38%		3.00%
Primary Care	4.97%	0.42%	5.40%	3.36%	5.52%	5.72%	4.93%	6.54%	6.72%
Disabilities	6.30%	0.54%	6.84%	0.73%	8.81%	4.77%	4.90%	6.24%	7.22%
Mental Health	6.12%	0.48%	6.60%	1.02%	7.23%	6.18%	7.74%	9.97%	6.42%
Older People	7.68%	1.42%	9.09%	0.28%	9.36%	4.75%	6.46%	7.77%	9.98%
Regional Support Functions	3.21%	0.33%	3.54%	0.00%	8.46%	4.64%	2.62%		
Regional EMT	0.00%	0.09%	0.09%				0.09%		
HSE West & North West	5.89%	0.76%	6.65%	2.30%	7.50%	5.13%	5.76%	8.52%	8.29%
National Services and Schemes	6.57%	0.86%	7.43%	0.00%	8.09%	4.93%	3.68%	18.16%	10.60%
HSE Centre	3.71%	0.45%	4.16%	2.63%	5.89%	4.53%	3.93%	3.70%	8.75%

May 2025

Health Service Absence Rate - by Care Group : May 2025	Certified absence	Self Certified Absence	Total absence rate	Medical & Dental	Nursing & Midwifery	Health & Social Care Professionals	Management & Administrative	General Support	Patient & Client Care
Total	5.03%	0.78%	5.81%	1.83%	6.28%	4.70%	5.10%	7.69%	7.83%
Acute Hospital Services	4.59%	0.84%	5.43%	1.51%	5.98%	4.32%	5.62%	8.04%	8.06%
Acute Services	4.59%	0.84%	5.43%	1.51%	5.98%	4.32%	5.62%	8.04%	8.06%
Community Health & Wellbeing	5.32%	0.55%	5.87%		0.92%	1.87%	5.55%		6.85%
Primary Care	5.55%	0.53%	6.08%	3.82%	6.57%	5.41%	6.18%	6.34%	7.97%
Disabilities	5.25%	0.68%	5.93%	1.96%	6.66%	5.22%	3.86%	5.56%	6.37%
Mental Health	5.23%	0.72%	5.95%	3.24%	6.42%	3.91%	5.88%	7.04%	8.12%
Older People	7.43%	1.14%	8.57%	0.28%	8.13%	2.82%	5.59%	9.57%	10.09%
Community Services	5.71%	0.74%	6.44%	3.34%	6.88%	5.00%	5.38%	7.28%	7.48%
Regional Service Support Functions	3.66%	0.22%	3.88%	0.00%	3.92%	5.54%	3.66%	6.79%	0.00%
National Services & Central Functions	4.86%	0.55%	5.40%	2.96%	4.78%	4.97%	3.95%	3.89%	10.54%



May 2025

Health Service Absence Rate - Health Region & IHA : May 2025	Certified absence	Self Certified Absence	Total absence rate	Medical & Dental	Nursing & Midwifery	Health & Social Care Professionals	Management & Administrative	General Support	Patient & Client Care
Total	5.03%	0.78%	5.81%	1.83%	6.28%	4.70%	5.10%	7.69%	7.83%
Dublin South City and West	4.21%	0.91%	5.12%	1.12%	5.94%	4.59%	5.00%	6.13%	6.73%
Dublin South West	4.59%	0.90%	5.49%	1.15%	5.87%	4.35%	6.41%	6.71%	7.13%
Kildare West Wicklow	5.72%	0.91%	6.63%	3.05%	7.41%	4.80%	4.38%	4.27%	8.90%
Midlands	6.29%	0.89%	7.18%	1.97%	8.11%	6.05%	6.44%	10.75%	8.17%
Regional EMT	1.54%	0.16%	1.70%				1.70%		
Regional Support Functions	4.18%	0.29%	4.46%	0.00%	1.29%	7.53%	4.57%		0.00%
HSE Dublin & Midlands	4.89%	0.90%	5.79%	1.38%	6.51%	4.94%	5.42%	6.80%	7.53%
Cavan Monaghan	6.45%	0.84%	7.29%	2.80%	7.24%	4.68%	6.72%	7.64%	10.76%
Dublin North City and West	3.87%	0.58%	4.45%	1.14%	4.83%	3.97%	4.17%	6.67%	5.69%
Dublin North County	4.16%	0.62%	4.78%	1.16%	4.30%	3.23%	5.81%	7.41%	9.12%
Louth Meath	5.77%	0.95%	6.71%	1.46%	6.68%	5.89%	7.32%	10.44%	8.70%
Regional EMT	0.00%	0.57%	0.57%				0.57%		
Regional Support Functions	3.79%	0.28%	4.07%	0.00%	6.35%	12.07%	3.54%	0.00%	0.00%
HSE Dublin & North East	4.56%	0.68%	5.25%	1.33%	5.35%	4.21%	5.31%	7.60%	7.69%
Carlow Kilkenny and Tipperary South	5.68%	0.82%	6.50%	2.43%	6.35%	6.43%	6.05%	9.47%	7.88%
Dublin South and Wicklow	3.69%	0.69%	4.38%	1.42%	4.89%	3.54%	4.11%	5.02%	6.32%
Regional EMT	0.00%	0.00%	0.00%				0.00%		
Regional Support Functions	3.55%	0.19%	3.75%		0.31%	0.44%	4.75%	0.00%	0.00%
Waterford Wexford	5.82%	0.68%	6.49%	1.73%	6.87%	6.10%	6.57%	9.20%	7.58%
HSE Dublin & South East	4.74%	0.71%	5.45%	1.72%	5.81%	4.68%	5.11%	7.33%	7.11%
Clare and Limerick County	5.99%	0.66%	6.65%	4.25%	6.63%	4.76%	7.13%	8.18%	7.48%
Limerick City and Tipperary North	5.28%	0.95%	6.23%	2.52%	6.32%	3.44%	7.27%	10.73%	5.95%
Regional EMT	8.13%	0.00%	8.13%			0.00%	8.58%		
Regional Support Functions	4.08%	0.08%	4.16%		2.76%	0.00%	3.52%	7.96%	
HSE Midwest	5.54%	0.82%	6.36%	2.90%	6.42%	4.07%	6.89%	10.00%	6.83%
Cork North and East	4.95%	0.80%	5.76%	3.63%	6.42%	4.59%	3.63%	6.34%	8.04%
Cork South and West	5.06%	0.99%	6.05%	1.57%	6.39%	5.18%	4.91%	8.07%	8.02%
Kerry	5.62%	0.71%	6.33%	3.62%	7.00%	3.93%	5.90%	7.57%	7.26%
Regional EMT	0.00%	0.00%	0.00%			0.00%	0.00%		
Regional Support Functions	5.05%	0.11%	5.16%	0.00%	0.00%	10.29%	5.13%		
HSE South West	5.13%	0.89%	6.02%	2.35%	6.50%	4.91%	4.77%	7.74%	7.91%
Donegal	7.03%	0.89%	7.92%	3.16%	8.67%	5.57%	7.27%	9.58%	9.12%
Dublin North County	2.48%	0.59%	3.07%	0.00%	3.43%	2.80%	0.52%	6.13%	4.41%
Galway Roscommon	5.23%	0.66%	5.89%	2.16%	6.69%	5.01%	5.62%	7.30%	7.28%
Mayo	6.70%	1.05%	7.75%	2.19%	9.46%	6.20%	5.99%	7.49%	9.38%
Regional EMT	0.00%	0.09%	0.09%				0.09%		
Regional Support Functions	3.21%	0.33%	3.54%	0.00%	8.46%	4.64%	2.62%		
Sligo Leitrim	6.22%	0.70%	6.92%	2.14%	6.81%	4.34%	6.62%	9.88%	9.25%
HSE West & North West	5.89%	0.76%	6.65%	2.30%	7.50%	5.13%	5.76%	8.52%	8.29%
National Services and Schemes	6.57%	0.86%	7.43%	0.00%	8.09%	4.93%	3.68%	18.16%	10.60%
HSE Centre	3.71%	0.45%	4.16%	2.63%	5.89%	4.53%	3.93%	3.70%	8.75%

May 2025

Health Service Absence Rate - S38 Agencies by Health Region : May 2025	Certified absence	Self Certified Absence	Total absence rate	Medical & Dental	Nursing & Midwifery	Health & Social Care Professionals	Management & Administrative	General Support	Patient & Client Care
Total	4.01%	0.75%	4.76%	1.18%	5.16%	4.48%	4.32%	6.07%	5.77%
Cheeverstown House	6.00%	1.06%	7.06%		8.94%	6.73%	3.05%	14.30%	5.70%
CHI at Connolly	5.07%	0.37%	5.44%	0.00%	3.11%	6.07%	9.16%	3.54%	14.65%
CHI at Crumlin	4.29%	1.10%	5.39%	2.10%	5.46%	5.89%	5.39%	6.31%	11.28%
CHI at Tallaght	1.98%	0.53%	2.51%	0.89%	2.33%	1.08%	6.45%	0.00%	3.87%
CHI at Temple Street	4.64%	1.25%	5.89%	0.61%	7.59%	7.00%	6.17%	7.96%	8.53%
CHI Corporate	2.11%	0.58%	2.69%	0.00%	0.00%	0.00%	3.22%		
CHI Programme	1.80%	0.43%	2.23%	0.00%	0.00%	11.60%	1.53%	0.00%	
Coombe Hospital	2.15%	1.68%	3.83%	0.65%	5.76%	2.85%	2.56%	3.03%	3.75%
Kare, Newbridge, Co Kildare	4.62%	0.73%	5.36%		6.32%	5.71%	1.36%	0.00%	5.61%
Muiriosa Foundation, Laois/Offaly	4.48%	1.13%	5.61%		5.17%	7.61%	1.96%	0.00%	4.82%
Muiriosa Foundation, Longford/Westmeath	4.17%	0.24%	4.41%		9.81%	4.86%	0.15%	0.00%	4.17%
Muiriosa Foundation, South Kildare	4.03%	0.37%	4.39%		1.91%	4.70%	2.04%	6.86%	5.07%
Our Lady's Hospice & Care, Dublin	5.32%	0.61%	5.93%	2.17%	6.07%	4.60%	5.54%	3.74%	8.44%
Peamount Hospital (Newcastle)	5.88%	1.25%	7.13%	0.75%	11.36%	7.58%	1.60%	6.48%	6.21%
Stewarts Care DAC	3.93%	0.35%	4.28%		3.49%	4.64%	1.30%	3.95%	4.66%
St. James's Hospital	3.98%	0.83%	4.81%	0.99%	5.76%	3.96%	5.18%	6.14%	6.38%
St. John of God Liffey Services	4.95%	0.36%	5.31%	0.00%	7.02%	3.84%	3.67%	2.96%	6.65%
Tallaght University Hospital	4.10%	0.97%	5.08%	1.15%	5.32%	4.92%	6.63%	6.70%	6.88%
HSE Dublin & Midlands	4.15%	0.89%	5.04%	1.14%	5.81%	5.07%	4.82%	5.74%	5.81%
Avista Dublin	3.47%	0.87%	4.34%	0.00%	3.97%	4.63%	2.58%	2.54%	5.23%
Beaumont Hospital	3.87%	0.64%	4.51%	0.61%	4.44%	3.06%	5.74%	8.04%	7.82%
Cappagh National Orthopaedic Hospital	3.40%	0.62%	4.01%	0.00%	6.07%	4.05%	1.67%	4.10%	5.31%
Central Remedial Clinic	5.04%	0.30%	5.34%	0.00%	2.01%	4.36%	4.37%	7.73%	7.24%
Incorporated Orthopaedic Hospital	3.27%	0.96%	4.22%	0.00%	3.58%	1.46%	5.61%	7.28%	5.90%
Mater Misericordiae University Hospital	3.05%	0.46%	3.51%	1.05%	4.47%	2.94%	3.72%	4.65%	3.15%
Rotunda Hospital	3.67%	0.70%	4.37%	1.93%	5.09%	1.13%	2.71%	7.81%	6.14%
St. John of God, Drumcar	5.40%	1.06%	6.47%	0.00%	5.52%	8.87%	8.56%	13.94%	6.27%
St. Michael's House, Dublin	5.07%	0.40%	5.47%	4.61%	4.08%	4.98%	6.15%	13.75%	5.94%
St. Vincent's, Fairview	2.57%	0.49%	3.07%	0.00%	2.96%	0.00%	2.84%	2.85%	10.74%
HSE Dublin & North East	3.79%	0.60%	4.39%	0.91%	4.52%	3.93%	4.41%	6.95%	5.83%
Aurora	6.45%	0.81%	7.26%		7.17%	7.56%	9.38%	4.89%	6.99%
Bros. of Charity, Waterford	5.30%	0.95%	6.25%		5.70%	10.34%	3.29%	0.00%	5.92%
Carriglea Cairde Services	3.94%	1.42%	5.36%		13.85%	9.23%	0.00%	9.56%	2.00%
Children's Sunshine Home	7.05%	1.01%	8.06%		4.81%	0.00%	0.00%	0.00%	19.82%
Dublin Dental Hospital	3.09%	0.56%	3.65%	0.21%	25.08%	2.39%	4.63%	0.00%	0.00%
Leopardstown Park Hospital	4.53%	0.81%	5.34%	0.00%	10.01%	0.40%	2.06%	4.37%	4.04%
National Maternity Hospital	3.32%	0.63%	3.95%	1.69%	5.33%	3.68%	2.60%	3.52%	3.54%
National Rehabilitation Hospital	3.82%	0.70%	4.52%	2.03%	4.91%	2.64%	2.64%	5.17%	7.86%
Our Lady's Hospice & Care, Wicklow	7.08%	0.00%	7.08%	9.02%	9.00%	4.63%	0.00%		3.53%
Royal Hospital, Donnybrook, Dublin	2.09%	0.70%	2.79%	0.00%	2.46%	1.31%	5.01%	4.92%	2.41%
Royal Victoria Eye and Ear Hospital	2.90%	0.52%	3.42%	0.37%	4.75%	0.87%	3.88%	6.16%	2.31%
St John of God HQ	4.07%	0.29%	4.36%			12.48%	2.64%	100.00%	
St. John of God (IDS)	4.65%	0.95%	5.59%	0.00%	4.24%	6.42%	0.21%	0.14%	6.70%
St. John of God (MHS)	4.28%	0.59%	4.87%	6.30%	4.03%	4.25%	6.48%	0.00%	0.00%
St. Michael's Hospital	3.16%	0.94%	4.10%	3.42%	5.75%	0.00%	2.22%	0.74%	10.65%
St. Vincent's University Hospital	3.15%	0.59%	3.74%	0.99%	3.90%	2.45%	4.53%	5.74%	7.70%
Sunbeam House Services	3.36%	0.59%	3.95%		7.82%	3.29%	3.49%	1.17%	4.35%
HSE Dublin & South East	3.64%	0.69%	4.33%	1.46%	4.70%	3.85%	3.83%	4.69%	5.80%
Avista Limerick	3.18%	0.08%	3.25%		4.02%	1.39%	4.16%	3.21%	3.13%
Avista Roscrea	2.92%	0.54%	3.46%		4.22%	3.97%	10.47%	0.39%	2.83%
Bros. of Charity, Clare	4.06%	0.29%	4.35%	0.00%		3.06%	0.00%		4.88%
Bros. of Charity, Limerick	6.96%	0.65%	7.61%		11.22%	6.92%	5.01%	3.34%	6.80%
Milford Care Centre	2.94%	0.23%	3.17%		2.20%	2.52%	5.23%	3.64%	2.88%
Milford Care Centre OP	2.94%	1.63%	4.57%		4.72%		0.00%	1.58%	5.13%
St. John's Hospital Limerick	2.81%	2.08%	4.89%	0.09%	5.33%	1.73%	4.85%	12.70%	1.62%
HSE Midwest	4.02%	0.66%	4.68%	0.09%	5.33%	3.70%	4.88%	5.85%	4.57%
Bros. of Charity, Southern	4.82%	0.48%	5.30%		7.48%	5.38%	4.52%	2.41%	5.10%
Cope Foundation	5.32%	1.49%	6.81%		6.73%	4.62%	1.02%	8.36%	7.54%
Cork Dental Hospital	2.23%	0.29%	2.52%	4.37%	1.94%	0.00%	0.93%	1.32%	3.21%
Marymount	4.87%	2.19%	7.06%	0.00%	5.71%	5.47%	1.05%	13.02%	12.27%
Marymount OP	4.00%	0.99%	4.99%	0.00%	6.13%				4.19%
Mercy University Hospital	3.39%	0.88%	4.26%	2.18%	4.69%	4.36%	3.75%	6.51%	4.81%
South Infirmary Victoria University Hospital	3.52%	0.78%	4.30%	1.68%	4.04%	4.53%	3.54%	8.65%	3.63%
St. John of God, Kerry	4.39%	0.56%	4.95%		7.64%	5.99%	1.93%	2.97%	4.29%
HSE South West	4.23%	0.98%	5.21%	2.07%	5.22%	4.90%	3.15%	8.01%	6.16%
Bros. of Charity, West Region	5.67%	0.45%	6.12%	1.16%	8.05%	5.45%	3.82%	5.53%	6.30%
Galway Hospice Foundation	2.35%	0.44%	2.79%	4.00%	2.76%	5.24%	2.16%	3.59%	0.55%
St Francis	2.48%	0.59%	3.07%	0.00%	3.43%	2.80%	0.52%	6.13%	4.41%
HSE West & North West	5.19%	0.46%	5.65%	1.79%	6.18%	5.35%	3.02%	5.36%	6.12%

Health Region Trend

Year / Month	Certified absence	Self Certified Absence	Total absence rate	HSE Dublin & Midlands	HSE Dublin & North East	HSE Dublin & South East	HSE Midwest	HSE South West	HSE West & North West	National Services and Schemes	HSE Centre
May 2025	5.03%	0.78%	5.81%	5.79%	5.25%	5.45%	6.36%	6.02%	6.65%	7.43%	4.16%
Apr 2025	5.13%	0.79%	5.92%	5.87%	5.09%	5.57%	6.76%	6.26%	6.93%	7.29%	4.19%
Mar 2025	5.27%	0.80%	6.07%	6.11%	5.35%	5.81%	6.35%	6.36%	7.10%	7.13%	4.32%
Feb 2025	5.31%	0.83%	6.14%	6.01%	5.61%	5.98%	6.77%	6.30%	7.08%	6.87%	4.36%
Jan 2025	5.98%	0.92%	6.89%	6.61%	6.36%	6.59%	7.88%	7.11%	8.15%	7.52%	4.60%
2025	5.35%	0.82%	6.17%	6.08%	5.54%	5.88%	6.83%	6.41%	7.19%	7.26%	4.33%
Dec 2024	5.94%	1.07%	7.01%	6.84%	6.41%	6.54%	8.01%	6.88%	8.37%	8.59%	4.91%
Nov 2024	5.18%	0.90%	6.07%	6.10%	5.59%	5.73%	6.96%	6.14%	6.98%	6.62%	4.10%
Oct 2024	5.16%	0.99%	6.15%	6.14%	5.51%	5.72%	7.26%	6.30%	7.16%	6.53%	4.35%
Sep 2024	4.98%	1.19%	6.18%	6.20%	5.61%	5.82%	7.13%	6.30%	7.18%	6.82%	3.98%
Aug 2024	5.11%	1.19%	6.30%	6.08%	5.60%	5.93%	7.37%	6.55%	7.62%	7.29%	4.00%
Jul 2024	5.18%	1.53%	6.71%	6.64%	5.97%	6.35%	7.69%	7.10%	7.99%	7.60%	4.04%
Jun 2024	5.08%	1.36%	6.44%	6.36%	6.02%	6.13%	7.31%	6.63%	7.22%	7.78%	3.94%
May 2024	4.85%	0.91%	5.76%	5.76%	5.21%	5.72%	6.65%	6.10%	6.23%	7.20%	3.42%
Apr 2024	4.78%	0.83%	5.62%	5.63%	5.11%	5.57%	6.59%	5.83%	6.13%	6.51%	3.31%
2024	5.14%	1.10%	6.24%	6.20%	5.66%	5.94%	7.21%	6.42%	7.19%	7.20%	3.99%

Staff Category Trend

Year / Month	Certified absence	Self Certified Absence	Total absence rate	Medical & Dental	Nursing & Midwifery	Health & Social Care Professionals	Management & Administrative	General Support	Patient & Client Care
May 2025	5.03%	0.78%	5.81%	1.83%	6.28%	4.70%	5.10%	7.69%	7.83%
Apr 2025	5.13%	0.79%	5.92%	1.77%	6.50%	4.78%	5.23%	7.84%	7.87%
Mar 2025	5.27%	0.80%	6.07%	1.86%	6.66%	4.89%	5.37%	7.83%	8.07%
Feb 2025	5.31%	0.83%	6.14%	2.03%	6.87%	4.99%	5.37%	7.90%	7.93%
Jan 2025	5.98%	0.92%	6.89%	1.95%	7.53%	5.55%	6.10%	9.19%	9.35%
2025	5.35%	0.82%	6.17%	1.89%	6.77%	4.99%	5.44%	8.10%	8.21%
Dec 2024	5.94%	1.07%	7.01%	2.12%	7.63%	5.91%	6.37%	8.94%	9.09%
Nov 2024	5.18%	0.90%	6.07%	2.01%	6.63%	4.88%	5.39%	8.02%	8.05%
Oct 2024	5.16%	0.99%	6.15%	1.92%	6.65%	4.99%	5.53%	7.95%	8.34%
Sep 2024	4.98%	1.19%	6.18%	1.87%	6.86%	5.10%	5.38%	8.21%	8.07%
Aug 2024	5.11%	1.19%	6.30%	1.84%	6.85%	5.26%	5.62%	8.27%	8.41%
Jul 2024	5.18%	1.53%	6.71%	1.65%	7.31%	5.60%	5.93%	8.68%	9.21%
Jun 2024	5.08%	1.36%	6.44%	1.98%	6.93%	5.25%	5.52%	8.35%	8.58%
May 2024	4.85%	0.91%	5.76%	1.71%	6.36%	4.59%	4.83%	7.58%	7.78%
Apr 2024	4.78%	0.83%	5.62%	1.61%	6.18%	4.62%	4.64%	7.42%	7.62%
Mar 2024	4.89%	0.86%	5.75%	1.73%	6.36%	4.62%	4.91%	7.46%	7.58%
Feb 2024	4.86%	0.96%	5.83%	1.70%	6.42%	4.77%	5.04%	7.39%	7.77%
Jan 2024	5.15%	1.38%	6.53%	1.62%	7.25%	5.50%	5.85%	8.32%	8.55%
2024	5.10%	1.10%	6.19%	1.81%	6.79%	5.09%	5.41%	8.05%	8.25%
Dec 2023	4.91%	1.44%	6.35%	1.65%	7.05%	5.59%	5.55%	7.48%	8.25%
Nov 2023	4.66%	1.09%	5.76%	1.58%	6.47%	4.73%	4.86%	7.35%	7.76%
Oct 2023	4.58%	1.24%	5.82%	1.62%	6.54%	4.72%	5.00%	7.76%	7.54%
Sep 2023	4.49%	1.34%	5.82%	1.54%	6.66%	4.79%	4.83%	7.34%	7.73%
Aug 2023	4.62%	1.36%	5.98%	1.49%	6.78%	4.81%	4.88%	7.66%	8.09%
Jul 2023	4.33%	0.94%	5.28%	1.35%	6.07%	4.12%	4.18%	6.94%	7.05%
Jun 2023	4.45%	0.87%	5.32%	1.55%	6.04%	4.14%	4.30%	6.84%	7.00%
May 2023	4.36%	1.00%	5.36%	1.47%	6.20%	4.33%	4.25%	6.66%	7.09%
Apr 2023	4.29%	1.05%	5.34%	1.49%	6.21%	4.09%	4.25%	6.53%	7.07%
Mar 2023	4.30%	1.16%	5.46%	1.67%	6.02%	4.49%	4.57%	7.12%	7.28%
Feb 2023	4.21%	1.03%	5.24%	1.41%	5.99%	4.05%	4.43%	6.78%	6.79%
Jan 2023	4.85%	1.48%	6.33%	1.51%	7.33%	4.97%	5.21%	8.07%	8.17%
2023	4.51%	1.17%	5.68%	1.53%	6.45%	4.57%	4.70%	7.22%	7.49%
Dec 2022	5.20%	2.10%	7.30%	2.05%	8.33%	6.01%	6.30%	8.81%	9.15%
Nov 2022	4.40%	1.44%	5.83%	1.75%	6.61%	4.48%	4.88%	7.55%	7.74%
Oct 2022	4.52%	1.45%	5.97%	1.82%	6.60%	4.75%	4.85%	7.70%	7.92%
Sep 2022	4.45%	1.31%	5.75%	1.58%	6.63%	4.30%	4.38%	7.59%	7.82%
Aug 2022	4.49%	1.35%	5.84%	1.70%	6.61%	4.50%	4.54%	7.56%	7.94%
Jul 2022	4.59%	2.48%	7.07%	1.99%	7.95%	5.58%	5.54%	8.76%	9.52%
Jun 2022	4.38%	2.53%	6.91%	2.12%	8.02%	5.71%	5.57%	8.72%	8.52%
May 2022	4.14%	1.63%	5.77%	1.69%	6.61%	4.37%	4.50%	7.25%	7.87%
Apr 2022	4.36%	3.10%	7.46%	2.28%	8.73%	5.97%	5.66%	9.20%	9.64%
Mar 2022	4.34%	5.34%	9.68%	3.45%	11.70%	8.60%	7.95%	10.26%	11.35%
Feb 2022	4.01%	3.76%	7.78%	2.71%	9.37%	6.80%	5.96%	9.18%	9.24%
Jan 2022	3.94%	5.83%	9.77%	3.11%	11.35%	8.17%	7.93%	12.13%	11.91%
2022	4.40%	2.70%	7.10%	2.18%	8.21%	5.76%	5.67%	8.72%	9.06%

Service Trend

Year / Month	Certified absence	Self Certified Absence	Total absence rate	Acute Hospital Services	Acute Services	Community Health & Wellbeing	Primary Care	Disabilities	Mental Health	Older People	Community Services	Regional Service Support Functions	National Services & Central Functions
May 2025	5.03%	0.78%	5.81%	5.43%	5.43%	5.87%	6.08%	5.93%	5.95%	8.57%	6.44%	3.88%	5.40%
Apr 2025	5.13%	0.79%	5.92%	5.53%	5.53%	6.33%	6.28%	5.82%	6.26%	9.02%	6.60%	4.45%	5.39%
Mar 2025	5.27%	0.80%	6.07%	5.74%	5.74%	6.07%	6.52%	5.97%	6.09%	8.91%	6.65%	4.78%	5.45%
Feb 2025	5.31%	0.83%	6.14%	5.90%	5.90%	4.18%	6.57%	5.82%	6.47%	8.85%	6.65%	4.49%	5.36%
Jan 2025	5.98%	0.92%	6.89%	6.50%	6.50%	5.50%	7.32%	6.96%	7.20%	10.27%	7.70%	5.01%	5.75%
2025	5.35%	0.82%	6.17%	5.83%	5.83%	5.59%	6.56%	6.10%	6.40%	9.14%	6.81%	4.55%	5.48%
Dec 2024	5.94%	1.07%	7.01%	6.70%	6.70%	5.74%	7.59%	6.41%	7.41%	10.29%	7.59%	5.05%	6.42%
Nov 2024	5.18%	0.90%	6.07%	5.78%	5.78%	5.10%	6.38%	5.87%	6.74%	8.93%	6.72%	4.15%	5.03%
Oct 2024	5.16%	0.99%	6.15%	5.77%	5.77%	4.89%	6.30%	6.34%	6.88%	9.02%	6.93%	3.84%	5.11%
Sep 2024	4.98%	1.19%	6.18%	5.92%	5.92%	6.18%	6.17%	5.95%	6.66%	9.47%	6.80%	3.94%	5.02%
Aug 2024	5.11%	1.19%	6.30%	5.90%	5.90%	6.49%	6.75%	6.16%	6.89%	9.49%	7.10%	4.54%	5.35%
Jul 2024	5.18%	1.53%	6.71%	6.25%	6.25%	7.18%	7.17%	6.88%	7.40%	10.12%	7.66%	4.41%	5.36%
Jun 2024	5.08%	1.36%	6.44%	6.16%	6.16%	6.29%	6.72%	6.37%	6.62%	9.28%	7.05%	4.32%	5.45%
May 2024	4.85%	0.91%	5.76%	5.40%	5.40%	7.82%	6.17%	5.97%	5.92%	8.54%	6.49%	3.73%	4.85%
Apr 2024	4.78%	0.83%	5.62%	5.27%	5.27%	5.49%	5.82%	5.85%	5.89%	8.49%	6.34%	3.56%	4.58%
Mar 2024	4.89%	0.86%	5.75%	5.41%	5.41%	5.32%	6.04%	5.84%	5.96%	8.43%	6.39%	3.99%	4.88%
Feb 2024	4.86%	0.96%	5.83%	5.46%	5.46%	5.70%	6.16%	6.06%	5.95%	8.41%	6.49%	4.59%	4.89%
Jan 2024	5.15%	1.38%	6.53%	6.21%	6.21%	6.74%	6.85%	6.63%	6.61%	9.64%	7.20%	5.20%	5.45%
2024	5.10%	1.10%	6.19%	5.85%	5.85%	6.08%	6.48%	6.19%	6.57%	9.18%	6.89%	4.22%	5.19%
Dec 2023	4.91%	1.44%	6.35%	5.93%	5.93%	8.37%	6.60%	6.34%	6.80%	9.09%	7.03%	5.81%	5.84%
Nov 2023	4.66%	1.09%	5.76%	5.40%	5.40%	4.00%	5.45%	6.12%	6.11%	8.54%	6.41%	5.13%	4.91%
Oct 2023	4.58%	1.24%	5.82%	5.57%	5.57%	4.80%	5.44%	6.17%	6.01%	7.96%	6.31%	4.83%	4.94%
Sep 2023	4.49%	1.34%	5.82%	5.56%	5.56%	5.10%	5.51%	6.40%	5.60%	8.21%	6.38%	4.92%	4.80%
Aug 2023	4.62%	1.36%	5.98%	5.64%	5.64%	5.09%	5.56%	6.62%	5.60%	8.66%	6.56%	4.41%	5.37%
Jul 2023	4.33%	0.94%	5.28%	5.11%	5.11%	4.17%	4.99%	5.62%	5.04%	7.35%	5.69%	3.84%	4.28%
Jun 2023	4.45%	0.87%	5.32%	5.09%	5.09%	4.41%	4.86%	5.82%	5.06%	7.44%	5.76%	3.43%	4.39%
May 2023	4.36%	1.00%	5.36%	5.17%	5.17%	4.40%	4.94%	5.87%	4.98%	7.59%	5.80%	3.35%	4.33%
Apr 2023	4.29%	1.05%	5.34%	5.10%	5.10%	4.15%	5.00%	5.85%	5.10%	7.37%	5.80%	3.83%	4.55%
Mar 2023	4.30%	1.16%	5.46%	5.25%	5.25%	3.63%	5.02%	6.00%	5.23%	7.41%	5.88%	3.52%	4.67%
Feb 2023	4.21%	1.03%	5.24%	4.97%	4.97%	4.93%	5.21%	5.36%	5.11%	7.59%	5.69%	3.79%	4.72%
Jan 2023	4.85%	1.48%	6.33%	6.01%	6.01%	4.07%	6.18%	6.67%	6.42%	9.14%	6.97%	5.48%	5.11%
2023	4.51%	1.17%	5.68%	5.41%	5.41%	4.68%	5.39%	6.07%	5.59%	8.03%	6.19%	4.38%	4.82%
Dec 2022	5.20%	2.10%	7.30%	7.22%	7.22%	6.40%	6.65%	7.30%	7.09%	9.35%	7.53%	6.74%	6.42%
Nov 2022	4.40%	1.44%	5.83%	5.69%	5.69%	2.99%	5.47%	5.95%	5.59%	8.13%	6.17%	4.76%	4.99%
Oct 2022	4.52%	1.45%	5.97%	5.74%	5.74%	4.10%	5.67%	6.33%	5.87%	8.03%	6.41%	5.08%	5.09%
Sep 2022	4.45%	1.31%	5.75%	5.58%	5.58%	3.24%	5.11%	6.37%	5.80%	7.55%	6.19%	3.76%	4.55%
Aug 2022	4.49%	1.35%	5.84%	5.55%	5.55%	3.87%	5.62%	6.36%	5.93%	7.83%	6.37%	4.96%	4.90%
Jul 2022	4.59%	2.48%	7.07%	6.72%	6.72%	5.50%	6.78%	7.71%	7.34%	9.05%	7.69%	5.25%	6.24%
Jun 2022	4.38%	2.53%	6.91%	6.93%	6.93%	7.21%	6.07%	7.15%	6.81%	8.64%	7.12%	4.63%	5.56%
May 2022	4.14%	1.63%	5.77%	5.68%	5.68%	4.64%	5.08%	6.22%	5.44%	7.55%	6.05%	4.16%	4.81%
Apr 2022	4.36%	3.10%	7.46%	7.27%	7.27%	6.32%	6.54%	8.31%	7.17%	9.90%	7.98%	4.04%	5.90%
Mar 2022	4.34%	5.34%	9.68%	9.89%	9.89%	9.18%	9.20%	9.98%	9.20%	11.30%	9.89%	5.02%	6.91%
Feb 2022	4.01%	3.76%	7.78%	8.05%	8.05%	6.51%	6.81%	7.75%	6.92%	9.95%	7.76%		5.67%
Jan 2022	3.94%	5.83%	9.77%	9.97%	9.97%	6.26%	8.35%	9.99%	9.56%	12.38%	9.98%		6.86%
2022	4.40%	2.70%	7.10%	7.02%	7.02%	5.31%	6.46%	7.44%	6.89%	9.13%	7.43%	4.93%	5.67%

