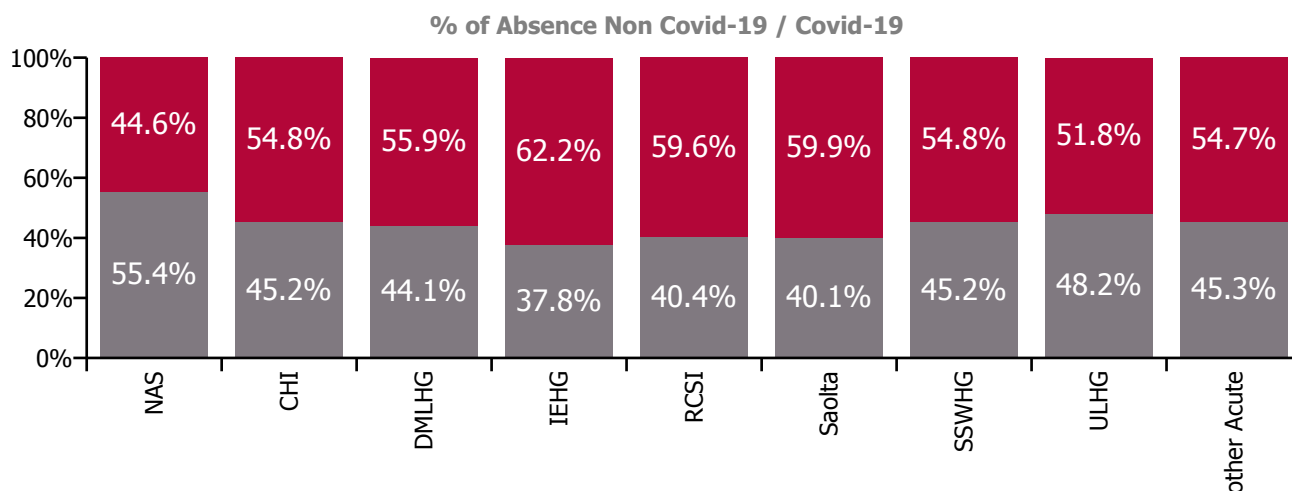
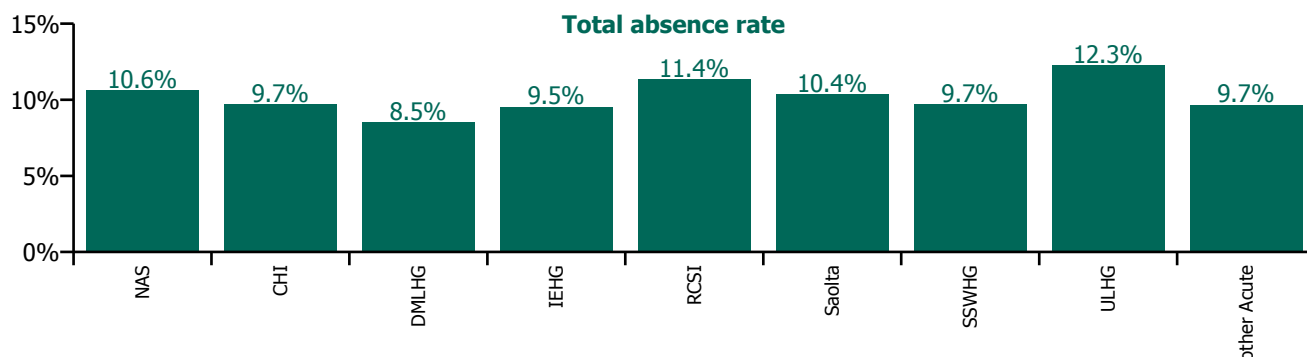


January 2022

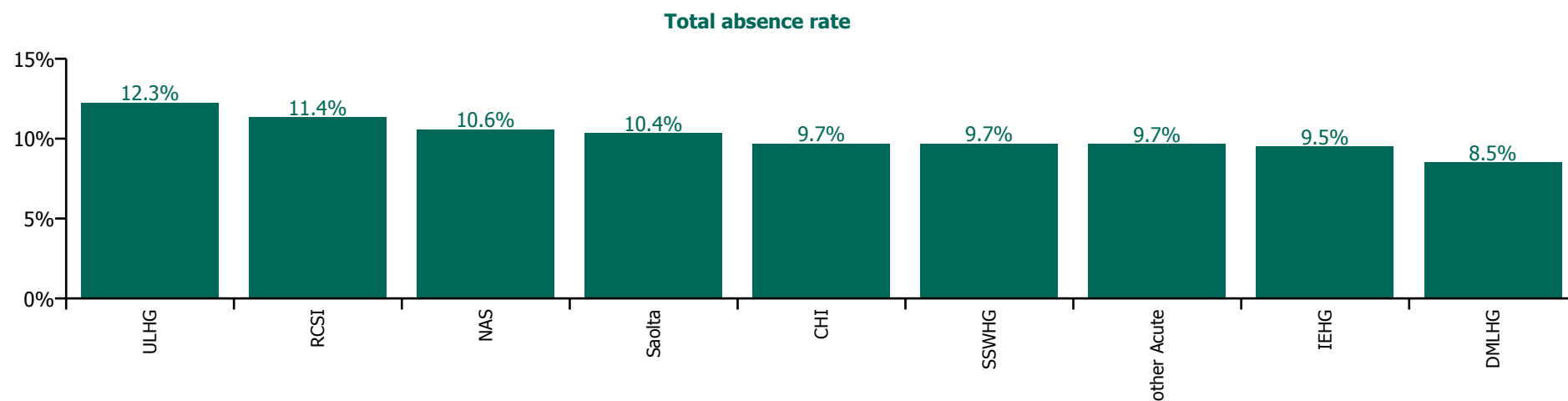
Acute Services Absence Rate - by Staff Category: Jan 2022	Certified absence	Self-certified absence	Non Covid-19 absence	Covid-19 absence	Total absence rate	% Non Covid-19 absence	% Covid-19 absence
Acute Services	3.8%	0.5%	4.3%	5.7%	10.0%	42.8%	57.2%
Medical & Dental	0.7%	0.1%	0.8%	2.1%	2.9%	27.9%	72.1%
Nursing & Midwifery	4.4%	0.7%	5.0%	6.5%	11.5%	43.8%	56.2%
Health & Social Care Professionals	2.8%	0.3%	3.1%	5.7%	8.8%	35.1%	64.9%
Management & Administrative	3.6%	0.3%	3.9%	5.8%	9.7%	40.2%	59.8%
General Support	5.5%	0.4%	5.9%	7.1%	13.0%	45.3%	54.7%
Patient & Client Care	5.4%	0.6%	6.0%	6.1%	12.1%	49.8%	50.2%

Acute Service Absence Rate - by Hospital Group: Jan 2022	Certified absence	Self-certified absence	Non Covid-19 absence	Covid-19 absence	Total absence rate	% Non Covid-19 absence	% Covid-19 absence
Acute Services	3.8%	0.5%	4.3%	5.7%	10.0%	42.8%	57.2%
National Ambulance Service	5.5%	0.4%	5.9%	4.7%	10.6%	55.4%	44.6%
Children's Health Ireland	3.9%	0.5%	4.4%	5.3%	9.7%	45.2%	54.8%
Dublin Midlands Hospital Group	3.3%	0.4%	3.8%	4.7%	8.5%	44.1%	55.9%
Ireland East Hospital Group	3.3%	0.3%	3.6%	5.9%	9.5%	37.8%	62.2%
RCSI Hospitals Group	4.2%	0.4%	4.6%	6.8%	11.4%	40.4%	59.6%
Saolta University Hospital Care Group	3.5%	0.6%	4.2%	6.2%	10.4%	40.1%	59.9%
South/South West Hospital Group	3.8%	0.6%	4.4%	5.3%	9.7%	45.2%	54.8%
University of Limerick Hospital Group	5.4%	0.5%	5.9%	6.4%	12.3%	48.2%	51.8%
Other Acute Services	3.9%	0.5%	4.4%	5.3%	9.7%	45.3%	54.7%



January 2022

Acute Services Absence Rates - by Hospital Group & Staff Category: Jan 2022	Medical & Dental	Nursing & Midwifery	Health & Social Care Professionals	Management & Administrative	General Support	Patient & Client Care	Certified absence	Self-certified absence	Non Covid-19 absence	Covid-19 absence	Total absence rate
Acute Services	2.9%	11.5%	8.8%	9.7%	13.0%	12.1%	3.8%	0.5%	4.3%	5.7%	10.0%
National Ambulance Service	0.0%	0.0%		2.9%	6.7%	11.0%	5.5%	0.4%	5.9%	4.7%	10.6%
Children's Health Ireland	2.6%	12.2%	8.4%	8.8%	13.4%	15.9%	3.9%	0.5%	4.4%	5.3%	9.7%
Dublin Midlands Hospital Group	2.2%	9.6%	7.1%	9.0%	9.9%	12.6%	3.3%	0.4%	3.8%	4.7%	8.5%
Ireland East Hospital Group	3.4%	9.3%	11.0%	11.5%	14.1%	9.9%	3.3%	0.3%	3.6%	5.9%	9.5%
RCSI Hospitals Group	2.8%	13.0%	9.2%	11.9%	15.5%	15.7%	4.2%	0.4%	4.6%	6.8%	11.4%
Saolta University Hospital Care Group	3.5%	13.0%	8.7%	8.9%	12.2%	12.0%	3.5%	0.6%	4.2%	6.2%	10.4%
South/South West Hospital Group	2.2%	12.3%	8.5%	8.4%	11.1%	10.8%	3.8%	0.6%	4.4%	5.3%	9.7%
University of Limerick Hospital Group	3.4%	13.5%	9.2%	9.9%	17.1%	16.4%	5.4%	0.5%	5.9%	6.4%	12.3%
Other Acute Services	1.7%	11.2%	8.5%	6.2%	12.0%	12.0%	3.9%	0.5%	4.4%	5.3%	9.7%

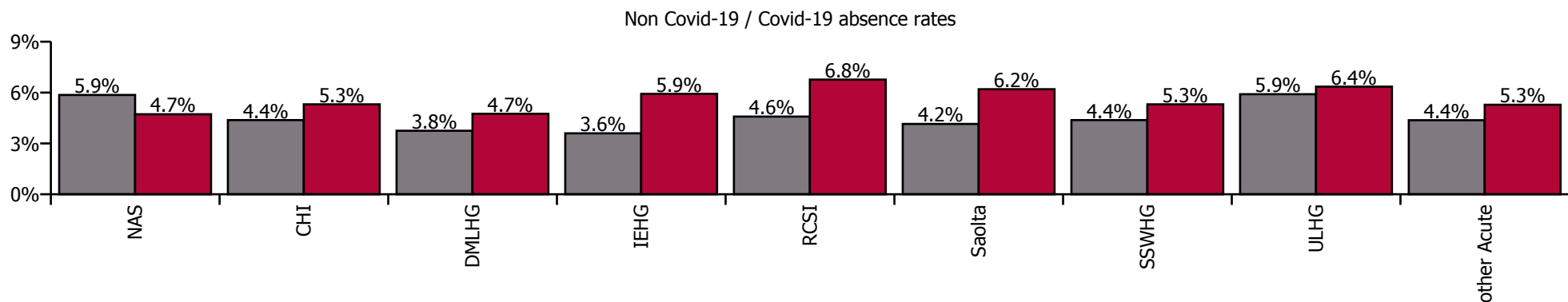


January 2022

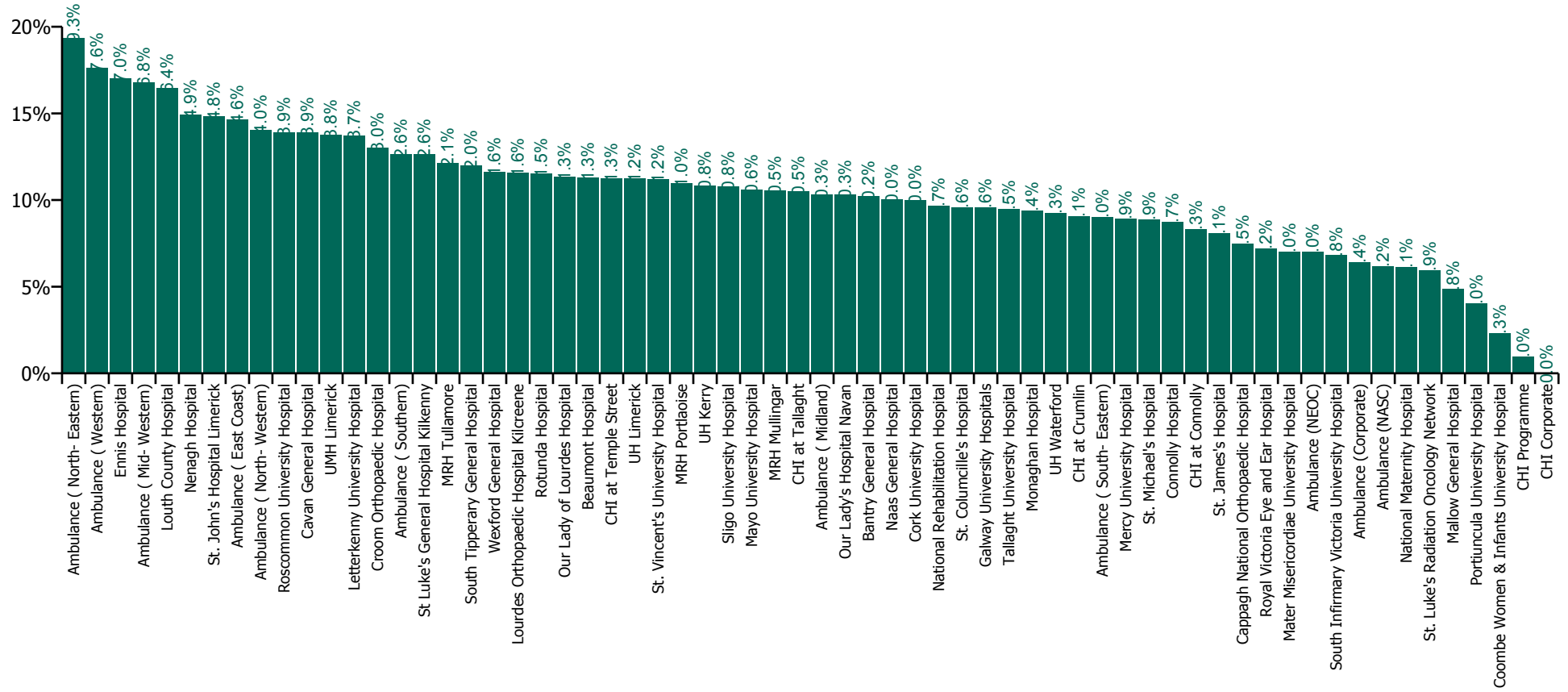
Health Service Absence Rate by Hospital: Jan 2022	Medical & Dental	Nursing & Midwifery	Health & Social Care Professionals	Management & Administrative	General Support	Patient & Client Care	Certified absence	Self-certified absence	Non Covid-19 absence	Covid-19 absence	Total absence rate
Acute Services	2.9%	11.5%	8.8%	9.7%	13.0%	12.1%	3.8%	0.5%	4.3%	5.7%	10.0%
National Ambulance Service	0.0%	0.0%		2.9%	6.7%	11.0%	5.5%	0.4%	5.9%	4.7%	10.6%
CHI at Connolly	0.0%	7.5%	5.5%	10.7%	53.1%	10.8%	3.6%	0.1%	3.6%	4.7%	8.3%
CHI at Crumlin	2.5%	11.4%	6.1%	8.9%	12.5%	15.5%	3.4%	0.5%	3.9%	5.1%	9.1%
CHI at Tallaght	3.8%	11.5%	13.2%	9.4%	0.0%	26.4%	5.5%	0.3%	5.8%	4.7%	10.5%
CHI at Temple Street	2.7%	14.5%	11.9%	10.9%	15.2%	14.8%	4.7%	0.5%	5.2%	6.1%	11.3%
CHI Corporate	0.0%	0.0%		0.0%			0.0%	0.0%	0.0%	0.0%	0.0%
CHI Programme	0.0%	0.0%	0.0%	1.1%			0.0%	0.0%	0.0%	1.0%	1.0%
Children's Health Ireland	2.6%	12.2%	8.4%	8.8%	13.4%	15.9%	3.9%	0.5%	4.4%	5.3%	9.7%
Coombe Women & Infants University Hospital	1.9%	0.0%	4.8%	5.3%	1.8%	8.8%	1.0%	0.1%	1.0%	1.3%	2.3%
MRH Portlaoise	3.4%	11.7%	9.5%	7.4%	18.6%	14.3%	5.1%	0.6%	5.7%	5.3%	11.0%
MRH Tullamore	4.4%	13.1%	12.0%	9.7%	10.4%	16.7%	5.4%	0.4%	5.9%	6.3%	12.1%
Naas General Hospital	2.7%	12.1%	6.7%	8.7%	9.8%	13.6%	4.3%	0.4%	4.7%	5.4%	10.0%
St. James's Hospital	1.6%	10.2%	5.7%	8.3%	11.7%	10.4%	2.8%	0.5%	3.3%	4.7%	8.1%
St. Luke's Radiation Oncology Network	0.4%	8.8%	3.0%	9.8%	7.4%	20.1%	3.2%	0.2%	3.4%	2.5%	5.9%
Tallaght University Hospital	2.7%	9.8%	10.9%	11.3%	12.3%	10.6%	3.5%	0.4%	3.9%	5.6%	9.5%
Dublin Midlands Hospital Group	2.2%	9.6%	7.1%	9.0%	9.9%	12.6%	3.3%	0.4%	3.8%	4.7%	8.5%
Cappagh National Orthopaedic Hospital	1.4%	10.4%	6.1%	9.2%	4.4%	6.1%	2.6%	0.2%	2.8%	4.7%	7.5%
Mater Misericordiae University Hospital	1.7%	8.5%	4.4%	8.1%	10.2%	9.4%	2.8%	0.3%	3.1%	3.9%	7.0%
MRH Mullingar	3.1%	11.8%	11.1%	12.4%	8.6%	13.0%	5.1%	0.6%	5.7%	4.9%	10.5%
National Maternity Hospital	0.3%	6.8%	8.2%	4.3%	9.3%	5.1%	2.6%	0.2%	2.9%	3.3%	6.1%
Our Lady's Hospital Navan	4.5%	15.7%	8.3%	5.8%	3.5%	10.8%	4.3%	0.6%	4.9%	5.4%	10.3%
Royal Victoria Eye and Ear Hospital	5.4%	8.7%	5.0%	6.9%	3.8%	11.6%	2.7%	0.4%	3.1%	4.1%	7.2%
St. Columcille's Hospital	2.8%	10.9%	10.3%	8.2%	8.6%	12.2%	3.7%	0.5%	4.2%	5.3%	9.6%
St Luke's General Hospital Kilkenny	1.7%	14.5%	12.4%	10.0%	19.3%	14.0%	4.6%	0.3%	4.9%	7.7%	12.6%
St. Michael's Hospital	2.7%	13.2%	9.0%	4.8%	5.1%	4.6%	3.5%	0.3%	3.8%	5.1%	8.9%
St. Vincent's University Hospital	5.8%	5.9%	19.1%	19.8%	19.9%	4.9%	2.3%	0.3%	2.5%	8.6%	11.2%
Wexford General Hospital	4.1%	11.6%	10.8%	10.3%	18.1%	12.5%	5.1%	0.4%	5.5%	6.1%	11.6%
Ireland East Hospital Group	3.4%	9.3%	11.0%	11.5%	14.1%	9.9%	3.3%	0.3%	3.6%	5.9%	9.5%
Beaumont Hospital	3.1%	12.6%	9.3%	11.2%	15.7%	17.9%	3.6%	0.3%	3.9%	7.4%	11.3%
Cavan General Hospital	7.4%	17.2%	10.6%	12.1%	13.4%	15.2%	4.8%	0.5%	5.3%	8.6%	13.9%
Connolly Hospital	1.4%	8.5%	9.0%	12.3%	12.5%	12.8%	3.9%	0.5%	4.4%	4.4%	8.7%
Louth County Hospital	0.0%	15.8%	13.8%	19.3%	18.2%	15.6%	6.8%	0.6%	7.4%	9.0%	16.4%
Monaghan Hospital	0.0%	10.9%	9.2%	8.1%	14.1%	8.1%	1.8%	0.2%	2.0%	7.4%	9.4%
Our Lady of Lourdes Hospital	0.7%	13.3%	9.0%	13.6%	17.9%	17.1%	5.0%	0.6%	5.6%	5.8%	11.3%
Rotunda Hospital	4.4%	15.1%	5.9%	8.6%	15.1%	13.6%	4.3%	0.3%	4.6%	6.9%	11.5%
RCSI Hospitals Group	2.8%	13.0%	9.2%	11.9%	15.5%	15.7%	4.2%	0.4%	4.6%	6.8%	11.4%
Galway University Hospitals	3.4%	14.0%	8.3%	7.3%	7.7%	11.0%	2.6%	0.8%	3.4%	6.2%	9.6%
Letterkenny University Hospital	6.1%	16.1%	12.0%	10.6%	16.0%	15.1%	6.2%	0.3%	6.5%	7.2%	13.7%
Mayo University Hospital	4.0%	13.2%	9.2%	11.1%	12.5%	10.9%	3.2%	0.9%	4.1%	6.5%	10.6%
Portiuncula University Hospital	0.0%	3.7%	2.3%	4.3%	5.1%	4.8%	1.1%	0.9%	2.0%	2.1%	4.0%

January 2022

Health Service Absence Rate by Hospital: Jan 2022	Medical & Dental	Nursing & Midwifery	Health & Social Care Professionals	Management & Administrative	General Support	Patient & Client Care	Certified absence	Self-certified absence	Non Covid-19 absence	Covid-19 absence	Total absence rate
Acute Services	2.9%	11.5%	8.8%	9.7%	13.0%	12.1%	3.8%	0.5%	4.3%	5.7%	10.0%
Roscommon University Hospital	2.3%	16.4%	9.1%	11.1%	18.2%	15.9%	2.5%	1.0%	3.5%	10.5%	13.9%
Sligo University Hospital	3.6%	11.9%	8.9%	11.4%	13.0%	13.6%	4.4%	0.4%	4.7%	6.1%	10.8%
Saolta University Hospital Care Group	3.5%	13.0%	8.7%	8.9%	12.2%	12.0%	3.5%	0.6%	4.2%	6.2%	10.4%
Bantry General Hospital	2.9%	13.1%	1.1%	13.3%	17.7%	8.6%	5.5%	0.6%	6.0%	4.2%	10.2%
Cork University Hospital	1.7%	12.8%	10.0%	7.4%	11.4%	8.0%	3.3%	0.6%	3.9%	6.0%	10.0%
Lourdes Orthopaedic Hospital Kilcreene	20.2%	8.3%		7.4%	17.4%		4.5%	0.5%	5.1%	6.5%	11.6%
Mallow General Hospital	1.4%	8.2%	8.3%	4.7%	4.6%	0.2%	2.9%	0.7%	3.6%	1.3%	4.8%
Mercy University Hospital	1.8%	10.8%	2.3%	7.5%	15.5%	18.0%	3.6%	1.0%	4.6%	4.3%	8.9%
South Infirmary Victoria University Hospital	2.7%	7.5%	3.0%	7.6%	9.2%	7.4%	2.5%	0.4%	2.9%	3.9%	6.8%
South Tipperary General Hospital	2.9%	13.6%	11.4%	9.9%	14.2%	18.2%	5.3%	0.3%	5.5%	6.4%	12.0%
UH Kerry	3.5%	15.8%	11.1%	11.8%	4.9%		4.3%	0.9%	5.2%	5.6%	10.8%
UH Waterford	2.1%	11.0%	8.9%	9.0%	14.8%	11.2%	4.3%	0.5%	4.7%	4.5%	9.3%
South/South West Hospital Group	2.2%	12.3%	8.5%	8.4%	11.1%	10.8%	3.8%	0.6%	4.4%	5.3%	9.7%
Croom Orthopaedic Hospital	0.0%	13.7%	0.5%	11.3%	17.2%	13.5%	7.5%	0.7%	8.2%	4.9%	13.0%
Ennis Hospital	12.0%	22.9%	9.1%	8.7%	15.3%	14.2%	7.4%	0.4%	7.9%	9.2%	17.0%
Nenagh Hospital	8.1%	18.7%	16.0%	8.2%	13.9%	12.6%	7.1%	0.3%	7.3%	7.6%	14.9%
St. John's Hospital Limerick	4.5%	11.7%	9.3%	16.6%	27.9%	17.9%	4.8%	0.1%	5.0%	9.8%	14.8%
UH Limerick	3.3%	12.3%	9.0%	9.1%	15.9%	17.6%	4.6%	0.5%	5.2%	6.1%	11.2%
UMH Limerick	1.3%	13.9%	13.7%	9.8%	24.1%	15.4%	8.9%	0.7%	9.6%	4.2%	13.8%
University of Limerick Hospital Group	3.4%	13.5%	9.2%	9.9%	17.1%	16.4%	5.4%	0.5%	5.9%	6.4%	12.3%
National Rehabilitation Hospital	1.7%	11.2%	8.5%	6.2%	12.0%	12.0%	3.9%	0.5%	4.4%	5.3%	9.7%
Other Acute Services	1.7%	11.2%	8.5%	6.2%	12.0%	12.0%	3.9%	0.5%	4.4%	5.3%	9.7%



Total absence rate



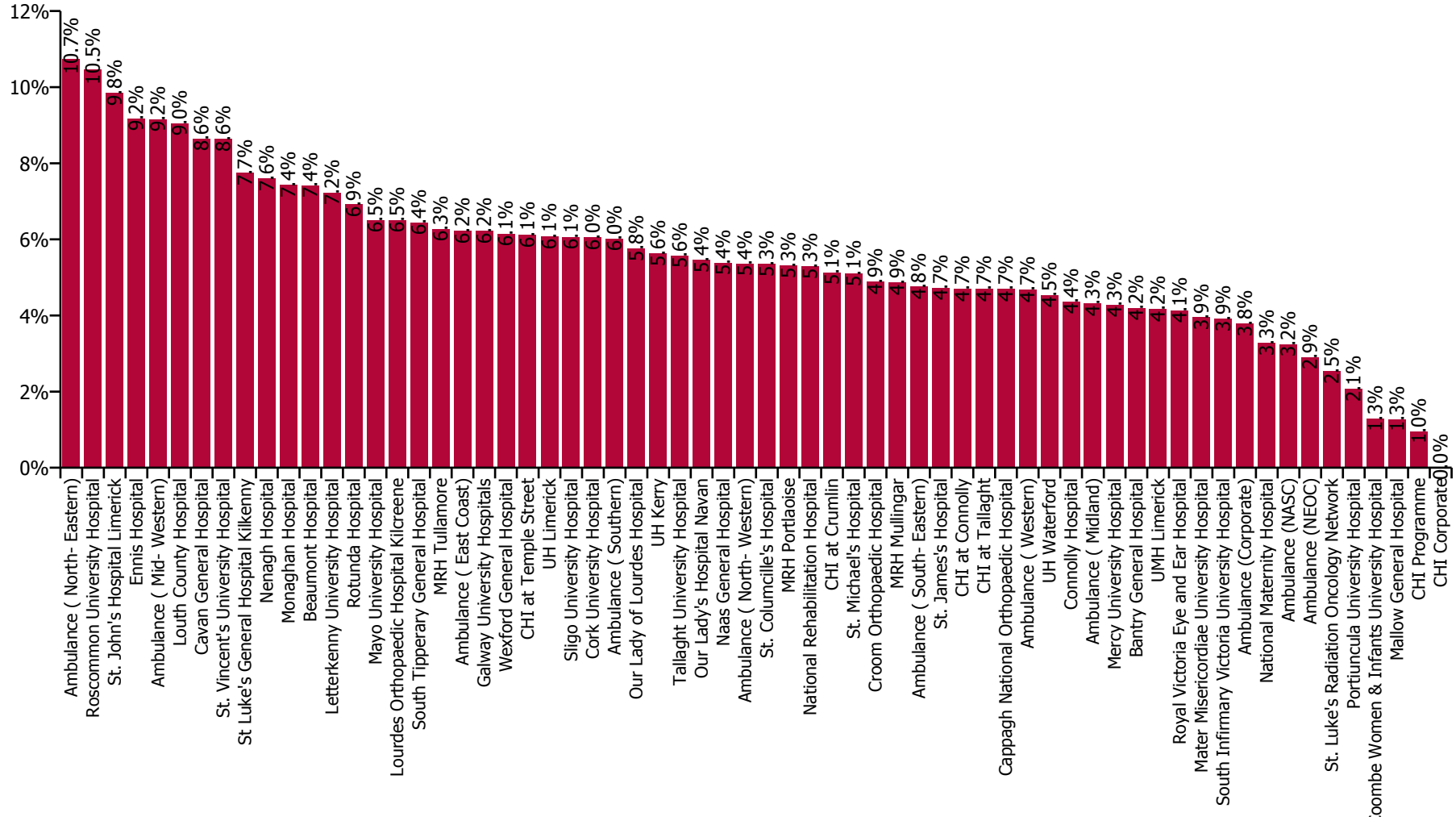
January 2022

Acute Services Covid-19 Absence Rate - by Staff Category & Hospital: Jan 2022	Medical & Dental	Nursing & Midwifery	Health & Social Care Professionals	Management & Administrative	General Support	Patient & Client Care	Covid-19 absence	Non Covid-19 absence	Total absence rate
Ambulance Services	2.1%	6.5%	5.7%	9.7%	7.1%	6.1%	5.7%	4.3%	10.0%
National Ambulance Service	0.0%	0.0%		2.9%	1.7%	4.9%	4.7%	5.9%	10.6%
CHI at Connolly	0.0%	2.4%	0.5%	10.7%	53.1%	5.1%	4.7%	3.6%	8.3%
CHI at Crumlin	1.1%	6.2%	3.4%	8.9%	6.0%	9.9%	5.1%	3.9%	9.1%
CHI at Tallaght	2.5%	4.3%	8.6%	9.4%	0.0%	12.5%	4.7%	5.8%	10.5%
CHI at Temple Street	1.1%	8.5%	7.7%	10.9%	7.6%	8.0%	6.1%	5.2%	11.3%
CHI Corporate	0.0%	0.0%		0.0%			0.0%	0.0%	0.0%
CHI Programme	0.0%	0.0%	0.0%	1.1%			1.0%	0.0%	1.0%
Children's Health Ireland	1.2%	6.7%	5.0%	8.8%	6.6%	9.3%	5.3%	4.4%	9.7%
Coombe Women & Infants University Hospital	1.5%	0.0%	1.9%	5.3%	1.0%	4.7%	1.3%	1.0%	2.3%
MRH Portlaoise	2.5%	5.9%	4.3%	7.4%	4.6%	7.4%	5.3%	5.7%	11.0%
MRH Tullamore	2.3%	6.4%	4.0%	9.7%	8.6%	9.2%	6.3%	5.9%	12.1%
Naas General Hospital	2.5%	6.3%	4.5%	8.7%	5.2%	6.4%	5.4%	4.7%	10.0%
St. James's Hospital	0.9%	6.6%	3.1%	8.3%	6.0%	5.1%	4.7%	3.3%	8.1%
St. Luke's Radiation Oncology Network	0.4%	3.9%	1.5%	9.8%	0.2%	14.1%	2.5%	3.4%	5.9%
Tallaght University Hospital	1.8%	6.1%	6.8%	11.3%	7.1%	6.1%	5.6%	3.9%	9.5%
Dublin Midlands Hospital Group	1.4%	5.7%	3.8%	9.0%	5.1%	6.6%	4.7%	3.8%	8.5%
Cappagh National Orthopaedic Hospital	1.4%	5.6%	4.1%	9.2%	2.4%	4.0%	4.7%	2.8%	7.5%
Mater Misericordiae University Hospital	1.1%	5.2%	2.0%	8.1%	4.1%	4.5%	3.9%	3.1%	7.0%
MRH Mullingar	1.9%	5.1%	6.5%	12.4%	6.4%	5.1%	4.9%	5.7%	10.5%
National Maternity Hospital	0.0%	2.6%	7.1%	4.3%	5.3%	3.6%	3.3%	2.9%	6.1%
Our Lady's Hospital Navan	2.3%	7.2%	6.1%	5.8%	1.9%	6.1%	5.4%	4.9%	10.3%
Royal Victoria Eye and Ear Hospital	3.5%	5.1%	0.0%	6.9%	1.6%	10.9%	4.1%	3.1%	7.2%
St. Columille's Hospital	2.7%	5.7%	8.7%	8.2%	4.8%	4.2%	5.3%	4.2%	9.6%
St Luke's General Hospital Kilkenny	1.6%	7.8%	6.2%	10.0%	15.0%	7.2%	7.7%	4.9%	12.6%
St. Michael's Hospital	2.5%	7.8%	5.5%	4.8%	3.6%	0.7%	5.1%	3.8%	8.9%
St. Vincent's University Hospital	5.0%	3.1%	17.6%	19.8%	15.2%	1.7%	8.6%	2.5%	11.2%
Wexford General Hospital	2.7%	5.7%	7.2%	10.3%	9.3%	6.3%	6.1%	5.5%	11.6%
Ireland East Hospital Group	2.6%	4.9%	8.5%	11.5%	9.2%	4.6%	5.9%	3.6%	9.5%
Beaumont Hospital	2.9%	8.1%	7.1%	11.2%	9.4%	11.7%	7.4%	3.9%	11.3%
Cavan General Hospital	4.9%	10.7%	7.7%	12.1%	7.4%	9.0%	8.6%	5.3%	13.9%
Connolly Hospital	0.8%	2.9%	6.5%	12.3%	8.0%	4.6%	4.4%	4.4%	8.7%
Louth County Hospital	0.0%	7.8%	10.8%	19.3%	8.5%	10.0%	9.0%	7.4%	16.4%
Monaghan Hospital	0.0%	8.7%	6.8%	8.1%	14.1%	6.3%	7.4%	2.0%	9.4%
Our Lady of Lourdes Hospital	0.5%	6.4%	5.0%	13.6%	6.3%	10.6%	5.8%	5.6%	11.3%
Rotunda Hospital	4.4%	9.1%	4.5%	8.6%	6.0%	11.6%	6.9%	4.6%	11.5%
RCSI Hospitals Group	2.3%	7.4%	6.6%	11.9%	8.1%	9.5%	6.8%	4.6%	11.4%
Galway University Hospitals	3.0%	8.8%	5.6%	7.3%	4.7%	6.1%	6.2%	3.4%	9.6%

January 2022

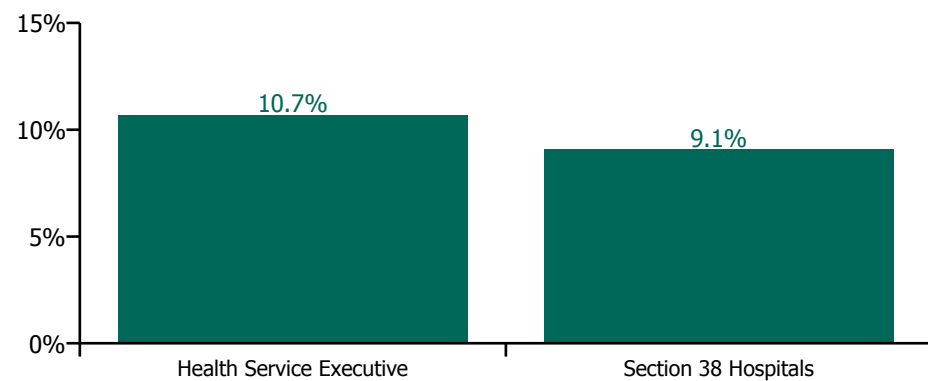
Acute Services Covid-19 Absence Rate - by Staff Category & Hospital: Jan 2022	Medical & Dental	Nursing & Midwifery	Health & Social Care Professionals	Management & Administrative	General Support	Patient & Client Care	Covid-19 absence	Non Covid-19 absence	Total absence rate
Ambulance Services	2.1%	6.5%	5.7%	9.7%	7.1%	6.1%	5.7%	4.3%	10.0%
Letterkenny University Hospital	4.6%	8.4%	6.0%	10.6%	8.2%	6.7%	7.2%	6.5%	13.7%
Mayo University Hospital	3.6%	7.2%	7.3%	11.1%	4.6%	7.3%	6.5%	4.1%	10.6%
Portlincula University Hospital	0.0%	1.6%	2.2%	4.3%	1.8%	0.3%	2.1%	2.0%	4.0%
Roscommon University Hospital	2.3%	12.3%	5.8%	11.1%	11.7%	12.2%	10.5%	3.5%	13.9%
Sligo University Hospital	1.9%	7.0%	4.8%	11.4%	6.9%	8.2%	6.1%	4.7%	10.8%
Saolta University Hospital Care Group	2.8%	7.6%	5.6%	8.9%	6.5%	6.5%	6.2%	4.2%	10.4%
Bantry General Hospital	0.7%	4.5%	1.1%	13.3%	13.9%	3.5%	4.2%	6.0%	10.2%
Cork University Hospital	1.5%	8.0%	6.3%	7.4%	6.4%	3.6%	6.0%	3.9%	10.0%
Lourdes Orthopaedic Hospital Kilcreene	0.0%	5.3%		7.4%	10.3%		6.5%	5.1%	11.6%
Mallow General Hospital	1.4%	0.0%	5.4%	4.7%	0.0%	0.0%	1.3%	3.6%	4.8%
Mercy University Hospital	0.3%	6.6%	0.9%	7.5%	8.2%	4.8%	4.3%	4.6%	8.9%
South Infirmary Victoria University Hospital	2.6%	4.1%	2.0%	7.6%	4.4%	5.8%	3.9%	2.9%	6.8%
South Tipperary General Hospital	1.6%	6.5%	5.8%	9.9%	8.2%	12.3%	6.4%	5.5%	12.0%
UH Kerry	2.5%	8.3%	6.5%	11.8%	2.0%		5.6%	5.2%	10.8%
UH Waterford	1.5%	5.2%	4.6%	9.0%	7.0%	5.5%	4.5%	4.7%	9.3%
South/South West Hospital Group	1.5%	6.9%	5.0%	8.4%	5.9%	4.8%	5.3%	4.4%	9.7%
Croom Orthopaedic Hospital	0.0%	3.4%	0.0%	11.3%	11.7%	4.1%	4.9%	8.2%	13.0%
Ennis Hospital	0.0%	15.8%	5.3%	8.7%	3.4%	4.6%	9.2%	7.9%	17.0%
Nenagh Hospital	0.0%	10.2%	8.8%	8.2%	8.3%	5.4%	7.6%	7.3%	14.9%
St. John's Hospital Limerick	4.1%	8.5%	5.0%	16.6%	19.8%	9.2%	9.8%	5.0%	14.8%
UH Limerick	1.8%	6.8%	4.6%	9.1%	8.0%	8.5%	6.1%	5.2%	11.2%
UMH Limerick	1.0%	4.4%	13.7%	9.8%	4.9%	8.3%	4.2%	9.6%	13.8%
University of Limerick Hospital Group	1.8%	7.1%	4.8%	9.9%	8.6%	7.7%	6.4%	5.9%	12.3%
National Rehabilitation Hospital	1.0%	5.6%	6.0%	6.2%	3.8%	6.7%	5.3%	4.4%	9.7%
Other Acute Services	1.0%	5.6%	6.0%	6.2%	3.8%	6.7%	5.3%	4.4%	9.7%

Covid-19 absence rate

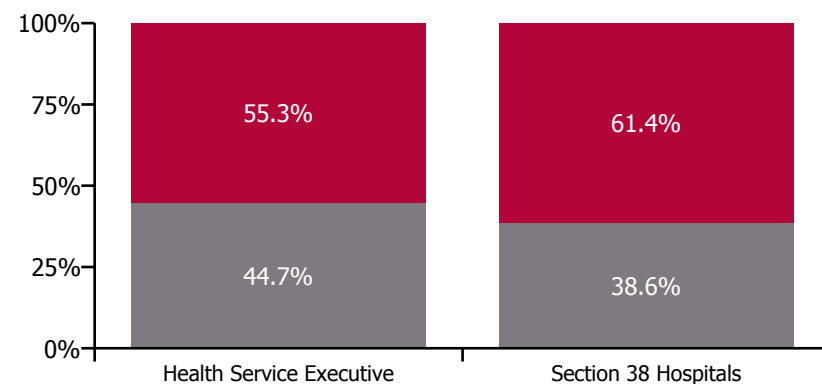


Acute Services Absence Rate - by Type of Admin & Staff Category: Jan 2022	Medical & Dental	Nursing & Midwifery	Health & Social Care Professionals	Management & Administrative	General Support	Patient & Client Care	Certified absence	Self-certified absence	Non Covid-19 absence	Covid-19 absence	Total absence rate
Acute Hospital Services	2.9%	11.5%	8.8%	9.8%	13.1%	12.6%	3.7%	0.5%	4.2%	5.8%	10.0%
Health Service Executive	2.9%	12.9%	9.1%	9.6%	13.2%	13.0%	4.2%	0.6%	4.8%	5.9%	10.7%
Section 38 Hospitals	2.8%	9.7%	8.5%	10.1%	12.8%	11.8%	3.1%	0.4%	3.5%	5.6%	9.1%

Total absence rate



Non Covid-19 & Covid-19 Absence



January 2022

Bantry General Hospital absence by Staff Category	Certified absence	Self-certified absence	Non Covid-19 absence	Covid-19 absence	Total absence rate	% Non Covid-19 absence	% Covid-19 absence
Bantry General Hospital	5.5%	0.6%	6.0%	4.2%	10.2%	59.1%	40.9%
Medical & Dental	2.3%	0.0%	2.3%	0.7%	2.9%	77.0%	23.0%
Nursing & Midwifery	7.6%	1.0%	8.6%	4.5%	13.1%	65.4%	34.6%
Health & Social Care Professionals	0.0%	0.0%	0.0%	1.1%	1.1%	0.0%	100.0%
Management & Administrative	9.4%	0.0%	9.4%	4.0%	13.3%	70.3%	29.7%
General Support	2.6%	1.2%	3.9%	13.9%	17.7%	21.9%	78.1%
Patient & Client Care	4.7%	0.3%	5.0%	3.5%	8.6%	58.8%	41.2%

January 2022

Beaumont Hospital absence by Staff Category	Certified absence	Self-certified absence	Non Covid-19 absence	Covid-19 absence	Total absence rate	% Non Covid-19 absence	% Covid-19 absence
Beaumont Hospital	3.6%	0.3%	3.9%	7.4%	11.3%	34.4%	65.6%
Medical & Dental	0.2%	0.0%	0.2%	2.9%	3.1%	6.4%	93.6%
Nursing & Midwifery	4.3%	0.2%	4.5%	8.1%	12.6%	35.9%	64.1%
Health & Social Care Professionals	2.1%	0.1%	2.2%	7.1%	9.3%	23.7%	76.3%
Management & Administrative	4.0%	0.4%	4.4%	6.8%	11.2%	39.4%	60.6%
General Support	5.8%	0.5%	6.3%	9.4%	15.7%	39.9%	60.1%
Patient & Client Care	5.8%	0.5%	6.2%	11.7%	17.9%	34.8%	65.2%

January 2022

Cappagh National Orthopaedic Hospital absence by Staff Category	Certified absence	Self-certified absence	Non Covid-19 absence	Covid-19 absence	Total absence rate	% Non Covid-19 absence	% Covid-19 absence
Cappagh National Orthopaedic Hospital	2.6%	0.2%	2.8%	4.7%	7.5%	37.2%	62.8%
Medical & Dental	0.0%	0.0%	0.0%	1.4%	1.4%	0.0%	100.0%
Nursing & Midwifery	4.7%	0.1%	4.8%	5.6%	10.4%	46.3%	53.7%
Health & Social Care Professionals	1.8%	0.1%	2.0%	4.1%	6.1%	32.2%	67.8%
Management & Administrative	1.3%	0.4%	1.6%	7.6%	9.2%	17.7%	82.3%
General Support	1.7%	0.3%	2.0%	2.4%	4.4%	45.8%	54.2%
Patient & Client Care	1.9%	0.2%	2.1%	4.0%	6.1%	34.8%	65.2%

January 2022

Cavan General Hospital absence by Staff Category	Certified absence	Self-certified absence	Non Covid-19 absence	Covid-19 absence	Total absence rate	% Non Covid-19 absence	% Covid-19 absence
Cavan General Hospital	4.8%	0.5%	5.3%	8.6%	13.9%	37.9%	62.1%
Medical & Dental	2.2%	0.4%	2.5%	4.9%	7.4%	34.3%	65.7%
Nursing & Midwifery	5.9%	0.6%	6.5%	10.7%	17.2%	37.7%	62.3%
Health & Social Care Professionals	2.8%	0.2%	3.0%	7.7%	10.6%	27.9%	72.1%
Management & Administrative	4.9%	0.0%	4.9%	7.3%	12.1%	40.1%	59.9%
General Support	5.5%	0.5%	6.0%	7.4%	13.4%	44.7%	55.3%
Patient & Client Care	5.5%	0.7%	6.2%	9.0%	15.2%	40.7%	59.3%

January 2022

CHI at Connolly absence by Staff Category	Certified absence	Self-certified absence	Non Covid-19 absence	Covid-19 absence	Total absence rate	% Non Covid-19 absence	% Covid-19 absence
CHI at Connolly	3.6%	0.1%	3.6%	4.7%	8.3%	43.5%	56.5%
Medical & Dental	0.0%	0.0%	0.0%	0.0%	0.0%		
Nursing & Midwifery	5.1%	0.0%	5.1%	2.4%	7.5%	67.6%	32.4%
Health & Social Care Professionals	4.9%	0.2%	5.1%	0.5%	5.5%	91.7%	8.3%
Management & Administrative	0.0%	0.0%	0.0%	10.7%	10.7%	0.0%	100.0%
General Support	0.0%	0.0%	0.0%	53.1%	53.1%	0.0%	100.0%
Patient & Client Care	5.6%	0.0%	5.6%	5.1%	10.8%	52.4%	47.6%

January 2022

CHI at Crumlin absence by Staff Category	Certified absence	Self-certified absence	Non Covid-19 absence	Covid-19 absence	Total absence rate	% Non Covid-19 absence	% Covid-19 absence
CHI at Crumlin	3.4%	0.5%	3.9%	5.1%	9.1%	43.5%	56.5%
Medical & Dental	1.4%	0.0%	1.4%	1.1%	2.5%	56.0%	44.0%
Nursing & Midwifery	4.3%	0.9%	5.1%	6.2%	11.4%	45.2%	54.8%
Health & Social Care Professionals	2.5%	0.2%	2.7%	3.4%	6.1%	44.6%	55.4%
Management & Administrative	2.6%	0.4%	3.0%	5.9%	8.9%	33.3%	66.7%
General Support	5.7%	0.8%	6.5%	6.0%	12.5%	52.1%	47.9%
Patient & Client Care	5.2%	0.5%	5.6%	9.9%	15.5%	36.4%	63.6%

January 2022

CHI at Tallaght absence by Staff Category	Certified absence	Self-certified absence	Non Covid-19 absence	Covid-19 absence	Total absence rate	% Non Covid-19 absence	% Covid-19 absence
CHI at Tallaght	5.5%	0.3%	5.8%	4.7%	10.5%	55.3%	44.7%
Medical & Dental	1.1%	0.2%	1.3%	2.5%	3.8%	34.1%	65.9%
Nursing & Midwifery	6.7%	0.4%	7.2%	4.3%	11.5%	62.4%	37.6%
Health & Social Care Professionals	4.2%	0.4%	4.5%	8.6%	13.2%	34.5%	65.5%
Management & Administrative	5.9%	0.0%	5.9%	3.5%	9.4%	62.8%	37.2%
General Support	0.0%	0.0%	0.0%	0.0%	0.0%		
Patient & Client Care	13.1%	0.8%	13.9%	12.5%	26.4%	52.5%	47.5%

January 2022

CHI at Temple Street absence by Staff Category	Certified absence	Self-certified absence	Non Covid-19 absence	Covid-19 absence	Total absence rate	% Non Covid-19 absence	% Covid-19 absence
CHI at Temple Street	4.7%	0.5%	5.2%	6.1%	11.3%	45.8%	54.2%
Medical & Dental	1.6%	0.0%	1.6%	1.1%	2.7%	60.2%	39.8%
Nursing & Midwifery	5.2%	0.9%	6.0%	8.5%	14.5%	41.4%	58.6%
Health & Social Care Professionals	4.0%	0.2%	4.2%	7.7%	11.9%	35.4%	64.6%
Management & Administrative	6.0%	0.4%	6.4%	4.5%	10.9%	59.0%	41.0%
General Support	7.3%	0.3%	7.6%	7.6%	15.2%	50.2%	49.8%
Patient & Client Care	5.6%	1.2%	6.8%	8.0%	14.8%	46.0%	54.0%

January 2022

CHI Corporate absence by Staff Category	Certified absence	Self-certified absence	Non Covid-19 absence	Covid-19 absence	Total absence rate	% Non Covid-19 absence	% Covid-19 absence
CHI Corporate	0.0%	0.0%	0.0%	0.0%	0.0%	#DIV/0	#DIV/0
Medical & Dental	0.0%	0.0%	0.0%	0.0%	0.0%		
Nursing & Midwifery	0.0%	0.0%	0.0%	0.0%	0.0%		
Health & Social Care Professionals							
Management & Administrative	0.0%	0.0%	0.0%	0.0%	0.0%		
General Support							
Patient & Client Care							

January 2022

CHI Programme absence by Staff Category	Certified absence	Self-certified absence	Non Covid-19 absence	Covid-19 absence	Total absence rate	% Non Covid-19 absence	% Covid-19 absence
CHI Programme	0.0%	0.0%	0.0%	1.0%	1.0%	0.0%	100.0%
Medical & Dental	0.0%	0.0%	0.0%	0.0%	0.0%		
Nursing & Midwifery	0.0%	0.0%	0.0%	0.0%	0.0%		
Health & Social Care Professionals	0.0%	0.0%	0.0%	0.0%	0.0%		
Management & Administrative	0.0%	0.0%	0.0%	1.1%	1.1%	0.0%	100.0%
General Support							
Patient & Client Care							

January 2022

Connolly Hospital absence by Staff Category	Certified absence	Self-certified absence	Non Covid-19 absence	Covid-19 absence	Total absence rate	% Non Covid-19 absence	% Covid-19 absence
Connolly Hospital	3.9%	0.5%	4.4%	4.4%	8.7%	50.1%	49.9%
Medical & Dental	0.6%	0.0%	0.6%	0.8%	1.4%	41.8%	58.2%
Nursing & Midwifery	5.0%	0.6%	5.6%	2.9%	8.5%	65.9%	34.1%
Health & Social Care Professionals	2.2%	0.3%	2.5%	6.5%	9.0%	27.7%	72.3%
Management & Administrative	4.4%	0.2%	4.6%	7.7%	12.3%	37.1%	62.9%
General Support	3.7%	0.8%	4.5%	8.0%	12.5%	36.3%	63.7%
Patient & Client Care	6.6%	1.5%	8.2%	4.6%	12.8%	63.9%	36.1%

January 2022

Coombe Women & Infants University Hospital absence by Staff Category	Certified absence	Self-certified absence	Non Covid-19 absence	Covid-19 absence	Total absence rate	% Non Covid-19 absence	% Covid-19 absence
Coombe Women & Infants University Hospital	1.0%	0.1%	1.0%	1.3%	2.3%	44.9%	55.1%
Medical & Dental	0.0%	0.3%	0.3%	1.5%	1.9%	18.4%	81.6%
Nursing & Midwifery	0.0%	0.0%	0.0%	0.0%	0.0%		
Health & Social Care Professionals	2.9%	0.0%	2.9%	1.9%	4.8%	60.5%	39.5%
Management & Administrative	2.0%	0.2%	2.2%	3.1%	5.3%	41.8%	58.2%
General Support	0.8%	0.0%	0.8%	1.0%	1.8%	45.9%	54.1%
Patient & Client Care	4.1%	0.0%	4.1%	4.7%	8.8%	46.6%	53.4%

January 2022

Cork University Hospital absence by Staff Category	Certified absence	Self-certified absence	Non Covid-19 absence	Covid-19 absence	Total absence rate	% Non Covid-19 absence	% Covid-19 absence
Cork University Hospital	3.3%	0.6%	3.9%	6.0%	10.0%	39.5%	60.5%
Medical & Dental	0.2%	0.0%	0.2%	1.5%	1.7%	9.9%	90.1%
Nursing & Midwifery	3.9%	0.8%	4.8%	8.0%	12.8%	37.3%	62.7%
Health & Social Care Professionals	3.1%	0.6%	3.6%	6.3%	10.0%	36.5%	63.5%
Management & Administrative	2.9%	0.6%	3.4%	3.9%	7.4%	46.9%	53.1%
General Support	4.6%	0.5%	5.0%	6.4%	11.4%	44.2%	55.8%
Patient & Client Care	3.8%	0.6%	4.5%	3.6%	8.0%	55.4%	44.6%

January 2022

Croom Orthopaedic Hospital absence by Staff Category	Certified absence	Self-certified absence	Non Covid-19 absence	Covid-19 absence	Total absence rate	% Non Covid-19 absence	% Covid-19 absence
Croom Orthopaedic Hospital	7.5%	0.7%	8.2%	4.9%	13.0%	62.5%	37.5%
Medical & Dental	0.0%	0.0%	0.0%	0.0%	0.0%		
Nursing & Midwifery	9.3%	1.0%	10.3%	3.4%	13.7%	75.5%	24.5%
Health & Social Care Professionals	0.5%	0.0%	0.5%	0.0%	0.5%	100.0%	0.0%
Management & Administrative	8.9%	0.4%	9.3%	2.0%	11.3%	82.0%	18.0%
General Support	5.4%	0.1%	5.5%	11.7%	17.2%	31.9%	68.1%
Patient & Client Care	8.4%	1.0%	9.4%	4.1%	13.5%	69.8%	30.2%

January 2022

Ennis Hospital absence by Staff Category	Certified absence	Self-certified absence	Non Covid-19 absence	Covid-19 absence	Total absence rate	% Non Covid-19 absence	% Covid-19 absence
Ennis Hospital	7.4%	0.4%	7.9%	9.2%	17.0%	46.2%	53.8%
Medical & Dental	12.0%	0.0%	12.0%	0.0%	12.0%	100.0%	0.0%
Nursing & Midwifery	6.5%	0.6%	7.1%	15.8%	22.9%	31.2%	68.8%
Health & Social Care Professionals	3.8%	0.0%	3.8%	5.3%	9.1%	41.8%	58.2%
Management & Administrative	6.3%	0.0%	6.3%	2.4%	8.7%	72.0%	28.0%
General Support	11.1%	0.7%	11.9%	3.4%	15.3%	77.7%	22.3%
Patient & Client Care	9.0%	0.6%	9.6%	4.6%	14.2%	67.8%	32.2%

January 2022

Galway University Hospitals absence by Staff Category	Certified absence	Self-certified absence	Non Covid-19 absence	Covid-19 absence	Total absence rate	% Non Covid-19 absence	% Covid-19 absence
Galway University Hospitals	2.6%	0.8%	3.4%	6.2%	9.6%	35.1%	64.9%
Medical & Dental	0.2%	0.1%	0.4%	3.0%	3.4%	11.3%	88.7%
Nursing & Midwifery	3.8%	1.4%	5.2%	8.8%	14.0%	37.3%	62.7%
Health & Social Care Professionals	2.2%	0.5%	2.7%	5.6%	8.3%	32.7%	67.3%
Management & Administrative	2.0%	0.3%	2.3%	5.0%	7.3%	31.8%	68.2%
General Support	2.7%	0.4%	3.0%	4.7%	7.7%	38.9%	61.1%
Patient & Client Care	4.1%	0.9%	5.0%	6.1%	11.0%	45.1%	54.9%

January 2022

Letterkenny University Hospital absence by Staff Category	Certified absence	Self-certified absence	Non Covid-19 absence	Covid-19 absence	Total absence rate	% Non Covid-19 absence	% Covid-19 absence
Letterkenny University Hospital	6.2%	0.3%	6.5%	7.2%	13.7%	47.4%	52.6%
Medical & Dental	1.1%	0.4%	1.4%	4.6%	6.1%	23.6%	76.4%
Nursing & Midwifery	7.3%	0.5%	7.7%	8.4%	16.1%	48.1%	51.9%
Health & Social Care Professionals	5.9%	0.1%	6.0%	6.0%	12.0%	49.9%	50.1%
Management & Administrative	4.0%	0.3%	4.3%	6.2%	10.6%	41.2%	58.8%
General Support	7.6%	0.2%	7.8%	8.2%	16.0%	48.6%	51.4%
Patient & Client Care	7.9%	0.5%	8.4%	6.7%	15.1%	55.5%	44.5%

January 2022

Lourdes Orthopaedic Hospital Kilcreene absence by Staff Category	Certified absence	Self-certified absence	Non Covid-19 absence	Covid-19 absence	Total absence rate	% Non Covid-19 absence	% Covid-19 absence
Lourdes Orthopaedic Hospital Kilcreene	4.5%	0.5%	5.1%	6.5%	11.6%	43.8%	56.2%
Medical & Dental	20.2%	0.0%	20.2%	0.0%	20.2%	100.0%	0.0%
Nursing & Midwifery	2.5%	0.5%	3.0%	5.3%	8.3%	36.1%	63.9%
Health & Social Care Professionals							
Management & Administrative	0.0%	0.0%	0.0%	7.4%	7.4%	0.0%	100.0%
General Support	6.3%	0.9%	7.2%	10.3%	17.4%	41.1%	58.9%
Patient & Client Care							

January 2022

Louth County Hospital absence by Staff Category	Certified absence	Self-certified absence	Non Covid-19 absence	Covid-19 absence	Total absence rate	% Non Covid-19 absence	% Covid-19 absence
Louth County Hospital	6.8%	0.6%	7.4%	9.0%	16.4%	45.0%	55.0%
Medical & Dental	0.0%	0.0%	0.0%	0.0%	0.0%		
Nursing & Midwifery	7.5%	0.6%	8.1%	7.8%	15.8%	50.8%	49.2%
Health & Social Care Professionals	2.8%	0.2%	3.0%	10.8%	13.8%	21.7%	78.3%
Management & Administrative	7.9%	0.7%	8.6%	10.6%	19.3%	44.8%	55.2%
General Support	9.0%	0.7%	9.7%	8.5%	18.2%	53.1%	46.9%
Patient & Client Care	4.9%	0.6%	5.5%	10.0%	15.6%	35.5%	64.5%

January 2022

Mallow General Hospital absence by Staff Category	Certified absence	Self-certified absence	Non Covid-19 absence	Covid-19 absence	Total absence rate	% Non Covid-19 absence	% Covid-19 absence
Mallow General Hospital	2.9%	0.7%	3.6%	1.3%	4.8%	74.0%	26.0%
Medical & Dental	0.0%	0.0%	0.0%	1.4%	1.4%	0.0%	100.0%
Nursing & Midwifery	7.0%	1.3%	8.2%	0.0%	8.2%	100.0%	0.0%
Health & Social Care Professionals	2.0%	0.9%	2.9%	5.4%	8.3%	35.1%	64.9%
Management & Administrative	1.2%	0.5%	1.7%	3.0%	4.7%	35.7%	64.3%
General Support	3.9%	0.7%	4.6%	0.0%	4.6%	100.0%	0.0%
Patient & Client Care	0.1%	0.1%	0.2%	0.0%	0.2%	100.0%	0.0%

January 2022

Mater Misericordiae University Hospital absence by Staff Category	Certified absence	Self-certified absence	Non Covid-19 absence	Covid-19 absence	Total absence rate	% Non Covid-19 absence	% Covid-19 absence
Mater Misericordiae University Hospital	2.8%	0.3%	3.1%	3.9%	7.0%	43.7%	56.3%
Medical & Dental	0.5%	0.0%	0.6%	1.1%	1.7%	35.1%	64.9%
Nursing & Midwifery	2.9%	0.4%	3.3%	5.2%	8.5%	38.7%	61.3%
Health & Social Care Professionals	2.0%	0.4%	2.3%	2.0%	4.4%	53.2%	46.8%
Management & Administrative	2.9%	0.3%	3.1%	5.0%	8.1%	38.2%	61.8%
General Support	5.7%	0.4%	6.1%	4.1%	10.2%	60.2%	39.8%
Patient & Client Care	4.6%	0.3%	4.9%	4.5%	9.4%	52.3%	47.7%

January 2022

Mayo University Hospital absence by Staff Category	Certified absence	Self-certified absence	Non Covid-19 absence	Covid-19 absence	Total absence rate	% Non Covid-19 absence	% Covid-19 absence
Mayo University Hospital	3.2%	0.9%	4.1%	6.5%	10.6%	38.7%	61.3%
Medical & Dental	0.1%	0.3%	0.4%	3.6%	4.0%	11.1%	88.9%
Nursing & Midwifery	4.9%	1.1%	6.0%	7.2%	13.2%	45.4%	54.6%
Health & Social Care Professionals	1.5%	0.4%	1.9%	7.3%	9.2%	20.8%	79.2%
Management & Administrative	3.8%	0.3%	4.2%	6.9%	11.1%	37.5%	62.5%
General Support	5.4%	2.5%	7.8%	4.6%	12.5%	62.8%	37.2%
Patient & Client Care	2.5%	1.2%	3.7%	7.3%	10.9%	33.5%	66.5%

January 2022

Mercy University Hospital absence by Staff Category	Certified absence	Self-certified absence	Non Covid-19 absence	Covid-19 absence	Total absence rate	% Non Covid-19 absence	% Covid-19 absence
Mercy University Hospital	3.6%	1.0%	4.6%	4.3%	8.9%	52.0%	48.0%
Medical & Dental	1.4%	0.1%	1.4%	0.3%	1.8%	81.7%	18.3%
Nursing & Midwifery	3.4%	0.8%	4.2%	6.6%	10.8%	38.5%	61.5%
Health & Social Care Professionals	1.2%	0.3%	1.5%	0.9%	2.3%	63.5%	36.5%
Management & Administrative	3.0%	1.2%	4.2%	3.3%	7.5%	55.9%	44.1%
General Support	7.2%	0.1%	7.2%	8.2%	15.5%	46.9%	53.1%
Patient & Client Care	9.3%	3.8%	13.2%	4.8%	18.0%	73.3%	26.7%

January 2022

Monaghan Hospital absence by Staff Category	Certified absence	Self-certified absence	Non Covid-19 absence	Covid-19 absence	Total absence rate	% Non Covid-19 absence	% Covid-19 absence
Monaghan Hospital	1.8%	0.2%	2.0%	7.4%	9.4%	21.0%	79.0%
Medical & Dental	0.0%	0.0%	0.0%	0.0%	0.0%		
Nursing & Midwifery	2.0%	0.2%	2.3%	8.7%	10.9%	20.8%	79.2%
Health & Social Care Professionals	2.1%	0.2%	2.3%	6.8%	9.2%	25.3%	74.7%
Management & Administrative	2.0%	0.0%	2.0%	6.2%	8.1%	24.1%	75.9%
General Support	0.0%	0.0%	0.0%	14.1%	14.1%	0.0%	100.0%
Patient & Client Care	1.5%	0.3%	1.8%	6.3%	8.1%	22.4%	77.6%

January 2022

MRH Mullingar absence by Staff Category	Certified absence	Self-certified absence	Non Covid-19 absence	Covid-19 absence	Total absence rate	% Non Covid-19 absence	% Covid-19 absence
MRH Mullingar	5.1%	0.6%	5.7%	4.9%	10.5%	53.8%	46.2%
Medical & Dental	1.1%	0.1%	1.2%	1.9%	3.1%	37.9%	62.1%
Nursing & Midwifery	5.8%	0.8%	6.6%	5.1%	11.8%	56.4%	43.6%
Health & Social Care Professionals	4.3%	0.3%	4.6%	6.5%	11.1%	41.6%	58.4%
Management & Administrative	6.5%	0.6%	7.1%	5.3%	12.4%	57.4%	42.6%
General Support	1.4%	0.7%	2.2%	6.4%	8.6%	25.3%	74.7%
Patient & Client Care	7.2%	0.7%	7.9%	5.1%	13.0%	60.5%	39.5%

January 2022

MRH Portlaoise absence by Staff Category	Certified absence	Self-certified absence	Non Covid-19 absence	Covid-19 absence	Total absence rate	% Non Covid-19 absence	% Covid-19 absence
MRH Portlaoise	5.1%	0.6%	5.7%	5.3%	11.0%	51.6%	48.4%
Medical & Dental	0.6%	0.3%	0.9%	2.5%	3.4%	26.0%	74.0%
Nursing & Midwifery	5.0%	0.8%	5.9%	5.9%	11.7%	49.9%	50.1%
Health & Social Care Professionals	4.9%	0.3%	5.2%	4.3%	9.5%	54.3%	45.7%
Management & Administrative	4.3%	0.6%	4.9%	2.5%	7.4%	66.3%	33.7%
General Support	13.6%	0.4%	14.0%	4.6%	18.6%	75.3%	24.7%
Patient & Client Care	6.5%	0.4%	6.9%	7.4%	14.3%	48.2%	51.8%

January 2022

MRH Tullamore absence by Staff Category	Certified absence	Self-certified absence	Non Covid-19 absence	Covid-19 absence	Total absence rate	% Non Covid-19 absence	% Covid-19 absence
MRH Tullamore	5.4%	0.4%	5.9%	6.3%	12.1%	48.3%	51.7%
Medical & Dental	1.9%	0.2%	2.1%	2.3%	4.4%	48.2%	51.8%
Nursing & Midwifery	5.9%	0.8%	6.7%	6.4%	13.1%	51.5%	48.5%
Health & Social Care Professionals	7.7%	0.3%	7.9%	4.0%	12.0%	66.5%	33.5%
Management & Administrative	3.0%	0.1%	3.1%	6.6%	9.7%	32.2%	67.8%
General Support	1.7%	0.1%	1.7%	8.6%	10.4%	16.5%	83.5%
Patient & Client Care	7.3%	0.2%	7.5%	9.2%	16.7%	44.7%	55.3%

January 2022

Naas General Hospital absence by Staff Category	Certified absence	Self-certified absence	Non Covid-19 absence	Covid-19 absence	Total absence rate	% Non Covid-19 absence	% Covid-19 absence
Naas General Hospital	4.3%	0.4%	4.7%	5.4%	10.0%	46.5%	53.5%
Medical & Dental	0.1%	0.1%	0.2%	2.5%	2.7%	6.0%	94.0%
Nursing & Midwifery	5.4%	0.4%	5.8%	6.3%	12.1%	48.0%	52.0%
Health & Social Care Professionals	1.7%	0.4%	2.2%	4.5%	6.7%	32.1%	67.9%
Management & Administrative	4.1%	0.1%	4.2%	4.5%	8.7%	48.1%	51.9%
General Support	4.1%	0.5%	4.6%	5.2%	9.8%	46.8%	53.2%
Patient & Client Care	6.4%	0.7%	7.2%	6.4%	13.6%	52.9%	47.1%

January 2022

National Maternity Hospital absence by Staff Category	Certified absence	Self-certified absence	Non Covid-19 absence	Covid-19 absence	Total absence rate	% Non Covid-19 absence	% Covid-19 absence
National Maternity Hospital	2.6%	0.2%	2.9%	3.3%	6.1%	46.8%	53.2%
Medical & Dental	0.3%	0.0%	0.3%	0.0%	0.3%	100.0%	0.0%
Nursing & Midwifery	3.9%	0.3%	4.2%	2.6%	6.8%	61.1%	38.9%
Health & Social Care Professionals	0.9%	0.1%	1.0%	7.1%	8.2%	12.4%	87.6%
Management & Administrative	1.2%	0.2%	1.4%	2.9%	4.3%	31.6%	68.4%
General Support	3.5%	0.5%	4.0%	5.3%	9.3%	42.8%	57.2%
Patient & Client Care	1.6%	0.0%	1.6%	3.6%	5.1%	30.7%	69.3%

January 2022

National Rehabilitation Hospital absence by Staff Category	Certified absence	Self-certified absence	Non Covid-19 absence	Covid-19 absence	Total absence rate	% Non Covid-19 absence	% Covid-19 absence
National Rehabilitation Hospital	3.9%	0.5%	4.4%	5.3%	9.7%	45.3%	54.7%
Medical & Dental	0.0%	0.7%	0.7%	1.0%	1.7%	43.0%	57.0%
Nursing & Midwifery	4.6%	0.9%	5.6%	5.6%	11.2%	49.7%	50.3%
Health & Social Care Professionals	2.4%	0.1%	2.5%	6.0%	8.5%	29.2%	70.8%
Management & Administrative	2.3%	0.1%	2.4%	3.7%	6.2%	39.2%	60.8%
General Support	7.7%	0.5%	8.2%	3.8%	12.0%	68.2%	31.8%
Patient & Client Care	4.8%	0.4%	5.2%	6.7%	12.0%	43.6%	56.4%

January 2022

Nenagh Hospital absence by Staff Category	Certified absence	Self-certified absence	Non Covid-19 absence	Covid-19 absence	Total absence rate	% Non Covid-19 absence	% Covid-19 absence
Nenagh Hospital	7.1%	0.3%	7.3%	7.6%	14.9%	49.2%	50.8%
Medical & Dental	8.1%	0.0%	8.1%	0.0%	8.1%	100.0%	0.0%
Nursing & Midwifery	8.1%	0.4%	8.5%	10.2%	18.7%	45.5%	54.5%
Health & Social Care Professionals	7.2%	0.0%	7.2%	8.8%	16.0%	45.2%	54.8%
Management & Administrative	4.5%	0.1%	4.7%	3.5%	8.2%	57.0%	43.0%
General Support	5.4%	0.2%	5.6%	8.3%	13.9%	40.2%	59.8%
Patient & Client Care	6.9%	0.2%	7.2%	5.4%	12.6%	56.9%	43.1%

January 2022

Our Lady of Lourdes Hospital absence by Staff Category	Certified absence	Self-certified absence	Non Covid-19 absence	Covid-19 absence	Total absence rate	% Non Covid-19 absence	% Covid-19 absence
Our Lady of Lourdes Hospital	5.0%	0.6%	5.6%	5.8%	11.3%	49.2%	50.8%
Medical & Dental	0.2%	0.0%	0.3%	0.5%	0.7%	35.4%	64.6%
Nursing & Midwifery	6.1%	0.8%	6.9%	6.4%	13.3%	52.0%	48.0%
Health & Social Care Professionals	3.7%	0.2%	3.9%	5.0%	9.0%	43.9%	56.1%
Management & Administrative	5.0%	0.4%	5.5%	8.2%	13.6%	40.0%	60.0%
General Support	10.9%	0.7%	11.6%	6.3%	17.9%	64.9%	35.1%
Patient & Client Care	5.4%	1.1%	6.5%	10.6%	17.1%	38.3%	61.7%

January 2022

Our Lady's Hospital Navan absence by Staff Category	Certified absence	Self-certified absence	Non Covid-19 absence	Covid-19 absence	Total absence rate	% Non Covid-19 absence	% Covid-19 absence
Our Lady's Hospital Navan	4.3%	0.6%	4.9%	5.4%	10.3%	47.1%	52.9%
Medical & Dental	2.1%	0.1%	2.2%	2.3%	4.5%	48.7%	51.3%
Nursing & Midwifery	7.6%	1.0%	8.5%	7.2%	15.7%	54.1%	45.9%
Health & Social Care Professionals	1.9%	0.3%	2.2%	6.1%	8.3%	26.5%	73.5%
Management & Administrative	1.7%	0.2%	1.9%	3.9%	5.8%	32.2%	67.8%
General Support	0.9%	0.7%	1.6%	1.9%	3.5%	45.4%	54.6%
Patient & Client Care	4.2%	0.6%	4.7%	6.1%	10.8%	43.8%	56.2%

January 2022

Portiuncula University Hospital absence by Staff Category	Certified absence	Self-certified absence	Non Covid-19 absence	Covid-19 absence	Total absence rate	% Non Covid-19 absence	% Covid-19 absence
Portiuncula University Hospital	1.1%	0.9%	2.0%	2.1%	4.0%	48.9%	51.1%
Medical & Dental	0.0%	0.0%	0.0%	0.0%	0.0%		
Nursing & Midwifery	0.5%	1.6%	2.1%	1.6%	3.7%	57.6%	42.4%
Health & Social Care Professionals	0.0%	0.1%	0.1%	2.2%	2.3%	2.8%	97.2%
Management & Administrative	2.1%	0.6%	2.8%	1.5%	4.3%	64.8%	35.2%
General Support	2.8%	0.5%	3.3%	1.8%	5.1%	64.2%	35.8%
Patient & Client Care	3.1%	1.4%	4.4%	0.3%	4.8%	92.8%	7.2%

January 2022

Roscommon University Hospital absence by Staff Category	Certified absence	Self-certified absence	Non Covid-19 absence	Covid-19 absence	Total absence rate	% Non Covid-19 absence	% Covid-19 absence
Roscommon University Hospital	2.5%	1.0%	3.5%	10.5%	13.9%	24.8%	75.2%
Medical & Dental	0.0%	0.0%	0.0%	2.3%	2.3%	0.0%	100.0%
Nursing & Midwifery	3.1%	1.0%	4.1%	12.3%	16.4%	24.9%	75.1%
Health & Social Care Professionals	2.4%	0.8%	3.2%	5.8%	9.1%	35.7%	64.3%
Management & Administrative	0.3%	0.3%	0.6%	10.5%	11.1%	5.6%	94.4%
General Support	4.8%	1.6%	6.5%	11.7%	18.2%	35.5%	64.5%
Patient & Client Care	1.7%	2.0%	3.6%	12.2%	15.9%	22.9%	77.1%

January 2022

Rotunda Hospital absence by Staff Category	Certified absence	Self-certified absence	Non Covid-19 absence	Covid-19 absence	Total absence rate	% Non Covid-19 absence	% Covid-19 absence
Rotunda Hospital	4.3%	0.3%	4.6%	6.9%	11.5%	40.1%	59.9%
Medical & Dental	0.0%	0.0%	0.0%	4.4%	4.4%	0.0%	100.0%
Nursing & Midwifery	5.5%	0.6%	6.0%	9.1%	15.1%	39.8%	60.2%
Health & Social Care Professionals	1.3%	0.1%	1.4%	4.5%	5.9%	23.5%	76.5%
Management & Administrative	4.0%	0.1%	4.1%	4.5%	8.6%	47.9%	52.1%
General Support	8.7%	0.4%	9.1%	6.0%	15.1%	60.5%	39.5%
Patient & Client Care	2.0%	0.0%	2.0%	11.6%	13.6%	14.9%	85.1%

January 2022

Royal Victoria Eye and Ear Hospital absence by Staff Category	Certified absence	Self-certified absence	Non Covid-19 absence	Covid-19 absence	Total absence rate	% Non Covid-19 absence	% Covid-19 absence
Royal Victoria Eye and Ear Hospital	2.7%	0.4%	3.1%	4.1%	7.2%	42.7%	57.3%
Medical & Dental	1.9%	0.1%	1.9%	3.5%	5.4%	35.8%	64.2%
Nursing & Midwifery	3.0%	0.6%	3.6%	5.1%	8.7%	41.2%	58.8%
Health & Social Care Professionals	4.2%	0.8%	5.0%	0.0%	5.0%	100.0%	0.0%
Management & Administrative	3.5%	0.3%	3.8%	3.1%	6.9%	55.2%	44.8%
General Support	1.9%	0.3%	2.2%	1.6%	3.8%	57.3%	42.7%
Patient & Client Care	0.3%	0.3%	0.7%	10.9%	11.6%	5.9%	94.1%

January 2022

Sligo University Hospital absence by Staff Category	Certified absence	Self-certified absence	Non Covid-19 absence	Covid-19 absence	Total absence rate	% Non Covid-19 absence	% Covid-19 absence
Sligo University Hospital	4.4%	0.4%	4.7%	6.1%	10.8%	43.8%	56.2%
Medical & Dental	1.5%	0.2%	1.7%	1.9%	3.6%	47.2%	52.8%
Nursing & Midwifery	4.4%	0.5%	4.9%	7.0%	11.9%	41.2%	58.8%
Health & Social Care Professionals	3.8%	0.3%	4.1%	4.8%	8.9%	46.2%	53.8%
Management & Administrative	5.4%	0.3%	5.7%	5.7%	11.4%	49.8%	50.2%
General Support	5.9%	0.2%	6.1%	6.9%	13.0%	46.7%	53.3%
Patient & Client Care	5.0%	0.5%	5.4%	8.2%	13.6%	39.9%	60.1%

January 2022

South Infirmary Victoria University Hospital absence by Staff Category	Certified absence	Self-certified absence	Non Covid-19 absence	Covid-19 absence	Total absence rate	% Non Covid-19 absence	% Covid-19 absence
South Infirmary Victoria University Hospital	2.5%	0.4%	2.9%	3.9%	6.8%	42.6%	57.4%
Medical & Dental	0.1%	0.0%	0.1%	2.6%	2.7%	2.4%	97.6%
Nursing & Midwifery	2.8%	0.6%	3.4%	4.1%	7.5%	45.3%	54.7%
Health & Social Care Professionals	1.0%	0.0%	1.0%	2.0%	3.0%	32.7%	67.3%
Management & Administrative	2.9%	0.3%	3.2%	4.4%	7.6%	42.0%	58.0%
General Support	4.2%	0.6%	4.8%	4.4%	9.2%	52.3%	47.7%
Patient & Client Care	1.7%	0.0%	1.7%	5.8%	7.4%	22.3%	77.7%

January 2022

South Tipperary General Hospital absence by Staff Category	Certified absence	Self-certified absence	Non Covid-19 absence	Covid-19 absence	Total absence rate	% Non Covid-19 absence	% Covid-19 absence
South Tipperary General Hospital	5.3%	0.3%	5.5%	6.4%	12.0%	46.3%	53.7%
Medical & Dental	1.1%	0.2%	1.3%	1.6%	2.9%	45.0%	55.0%
Nursing & Midwifery	6.8%	0.4%	7.1%	6.5%	13.6%	52.5%	47.5%
Health & Social Care Professionals	5.5%	0.1%	5.6%	5.8%	11.4%	49.2%	50.8%
Management & Administrative	3.6%	0.1%	3.7%	6.2%	9.9%	37.1%	62.9%
General Support	5.6%	0.5%	6.0%	8.2%	14.2%	42.3%	57.7%
Patient & Client Care	5.7%	0.2%	5.9%	12.3%	18.2%	32.3%	67.7%

January 2022

St. Columcille's Hospital absence by Staff Category	Certified absence	Self-certified absence	Non Covid-19 absence	Covid-19 absence	Total absence rate	% Non Covid-19 absence	% Covid-19 absence
St. Columcille's Hospital	3.7%	0.5%	4.2%	5.3%	9.6%	44.2%	55.8%
Medical & Dental	0.0%	0.1%	0.1%	2.7%	2.8%	5.1%	94.9%
Nursing & Midwifery	4.3%	0.9%	5.2%	5.7%	10.9%	47.7%	52.3%
Health & Social Care Professionals	1.3%	0.3%	1.6%	8.7%	10.3%	15.2%	84.8%
Management & Administrative	3.8%	0.1%	4.0%	4.2%	8.2%	48.6%	51.4%
General Support	3.3%	0.5%	3.7%	4.8%	8.6%	43.6%	56.4%
Patient & Client Care	7.5%	0.4%	7.9%	4.2%	12.2%	65.1%	34.9%

January 2022

St. James's Hospital absence by Staff Category	Certified absence	Self-certified absence	Non Covid-19 absence	Covid-19 absence	Total absence rate	% Non Covid-19 absence	% Covid-19 absence
St. James's Hospital	2.8%	0.5%	3.3%	4.7%	8.1%	41.3%	58.7%
Medical & Dental	0.7%	0.0%	0.7%	0.9%	1.6%	43.7%	56.3%
Nursing & Midwifery	2.7%	0.9%	3.6%	6.6%	10.2%	35.5%	64.5%
Health & Social Care Professionals	2.3%	0.3%	2.6%	3.1%	5.7%	45.1%	54.9%
Management & Administrative	3.4%	0.2%	3.6%	4.8%	8.3%	43.0%	57.0%
General Support	5.3%	0.3%	5.7%	6.0%	11.7%	48.5%	51.5%
Patient & Client Care	4.4%	0.8%	5.3%	5.1%	10.4%	50.7%	49.3%

January 2022

St. John's Hospital Limerick absence by Staff Category	Certified absence	Self-certified absence	Non Covid-19 absence	Covid-19 absence	Total absence rate	% Non Covid-19 absence	% Covid-19 absence
St. John's Hospital Limerick	4.8%	0.1%	5.0%	9.8%	14.8%	33.5%	66.5%
Medical & Dental	0.0%	0.4%	0.4%	4.1%	4.5%	9.1%	90.9%
Nursing & Midwifery	3.0%	0.1%	3.1%	8.5%	11.7%	27.0%	73.0%
Health & Social Care Professionals	4.1%	0.2%	4.3%	5.0%	9.3%	46.6%	53.4%
Management & Administrative	6.1%	0.1%	6.3%	10.3%	16.6%	37.8%	62.2%
General Support	8.1%	0.0%	8.1%	19.8%	27.9%	29.1%	70.9%
Patient & Client Care	8.6%	0.0%	8.6%	9.2%	17.9%	48.4%	51.6%

January 2022

St Luke's General Hospital Kilkenny absence by Staff Category	Certified absence	Self-certified absence	Non Covid-19 absence	Covid-19 absence	Total absence rate	% Non Covid-19 absence	% Covid-19 absence
St Luke's General Hospital Kilkenny	4.6%	0.3%	4.9%	7.7%	12.6%	38.8%	61.2%
Medical & Dental	0.2%	0.0%	0.2%	1.6%	1.7%	8.9%	91.1%
Nursing & Midwifery	6.1%	0.5%	6.6%	7.8%	14.5%	45.9%	54.1%
Health & Social Care Professionals	6.1%	0.1%	6.2%	6.2%	12.4%	50.1%	49.9%
Management & Administrative	3.4%	0.1%	3.5%	6.5%	10.0%	34.7%	65.3%
General Support	3.8%	0.5%	4.3%	15.0%	19.3%	22.2%	77.8%
Patient & Client Care	6.4%	0.4%	6.7%	7.2%	14.0%	48.2%	51.8%

January 2022

St. Luke's Radiation Oncology Network absence by Staff Category	Certified absence	Self-certified absence	Non Covid-19 absence	Covid-19 absence	Total absence rate	% Non Covid-19 absence	% Covid-19 absence
St. Luke's Radiation Oncology Network	3.2%	0.2%	3.4%	2.5%	5.9%	57.3%	42.7%
Medical & Dental	0.0%	0.0%	0.0%	0.4%	0.4%	0.0%	100.0%
Nursing & Midwifery	4.8%	0.2%	4.9%	3.9%	8.8%	56.2%	43.8%
Health & Social Care Professionals	1.4%	0.1%	1.5%	1.5%	3.0%	50.3%	49.7%
Management & Administrative	5.0%	0.4%	5.5%	4.3%	9.8%	56.1%	43.9%
General Support	6.5%	0.7%	7.3%	0.2%	7.4%	97.7%	2.3%
Patient & Client Care	6.0%	0.0%	6.0%	14.1%	20.1%	29.7%	70.3%

January 2022

St. Michael's Hospital absence by Staff Category	Certified absence	Self-certified absence	Non Covid-19 absence	Covid-19 absence	Total absence rate	% Non Covid-19 absence	% Covid-19 absence
St. Michael's Hospital	3.5%	0.3%	3.8%	5.1%	8.9%	42.5%	57.5%
Medical & Dental	0.1%	0.1%	0.2%	2.5%	2.7%	8.7%	91.3%
Nursing & Midwifery	5.0%	0.4%	5.4%	7.8%	13.2%	40.7%	59.3%
Health & Social Care Professionals	3.0%	0.5%	3.5%	5.5%	9.0%	38.9%	61.1%
Management & Administrative	3.0%	0.1%	3.2%	1.6%	4.8%	66.9%	33.1%
General Support	1.4%	0.1%	1.5%	3.6%	5.1%	29.1%	70.9%
Patient & Client Care	3.6%	0.3%	3.9%	0.7%	4.6%	85.2%	14.8%

January 2022

St. Vincent's University Hospital absence by Staff Category	Certified absence	Self-certified absence	Non Covid-19 absence	Covid-19 absence	Total absence rate	% Non Covid-19 absence	% Covid-19 absence
St. Vincent's University Hospital	2.3%	0.3%	2.5%	8.6%	11.2%	22.8%	77.2%
Medical & Dental	0.7%	0.1%	0.8%	5.0%	5.8%	14.5%	85.5%
Nursing & Midwifery	2.5%	0.3%	2.9%	3.1%	5.9%	48.2%	51.8%
Health & Social Care Professionals	1.4%	0.1%	1.5%	17.6%	19.1%	7.9%	92.1%
Management & Administrative	2.4%	0.3%	2.7%	17.1%	19.8%	13.5%	86.5%
General Support	4.4%	0.3%	4.7%	15.2%	19.9%	23.4%	76.6%
Patient & Client Care	2.8%	0.4%	3.2%	1.7%	4.9%	64.7%	35.3%

January 2022

Tallaght University Hospital absence by Staff Category	Certified absence	Self-certified absence	Non Covid-19 absence	Covid-19 absence	Total absence rate	% Non Covid-19 absence	% Covid-19 absence
Tallaght University Hospital	3.5%	0.4%	3.9%	5.6%	9.5%	41.3%	58.7%
Medical & Dental	0.8%	0.1%	0.9%	1.8%	2.7%	33.9%	66.1%
Nursing & Midwifery	3.0%	0.6%	3.6%	6.1%	9.8%	37.0%	63.0%
Health & Social Care Professionals	3.8%	0.3%	4.2%	6.8%	10.9%	38.2%	61.8%
Management & Administrative	5.6%	0.3%	6.0%	5.4%	11.3%	52.7%	47.3%
General Support	4.8%	0.4%	5.2%	7.1%	12.3%	42.2%	57.8%
Patient & Client Care	3.9%	0.5%	4.5%	6.1%	10.6%	42.2%	57.8%

January 2022

UH Kerry absence by Staff Category	Certified absence	Self-certified absence	Non Covid-19 absence	Covid-19 absence	Total absence rate	% Non Covid-19 absence	% Covid-19 absence
UH Kerry	4.3%	0.9%	5.2%	5.6%	10.8%	48.0%	52.0%
Medical & Dental	0.5%	0.5%	1.0%	2.5%	3.5%	27.7%	72.3%
Nursing & Midwifery	5.7%	1.8%	7.4%	8.3%	15.8%	47.2%	52.8%
Health & Social Care Professionals	4.5%	0.1%	4.7%	6.5%	11.1%	41.9%	58.1%
Management & Administrative	6.3%	0.3%	6.6%	5.2%	11.8%	55.8%	44.2%
General Support	2.8%	0.0%	2.9%	2.0%	4.9%	58.5%	41.5%
Patient & Client Care							

January 2022

UH Limerick absence by Staff Category	Certified absence	Self-certified absence	Non Covid-19 absence	Covid-19 absence	Total absence rate	% Non Covid-19 absence	% Covid-19 absence
UH Limerick	4.6%	0.5%	5.2%	6.1%	11.2%	46.0%	54.0%
Medical & Dental	1.3%	0.1%	1.4%	1.8%	3.3%	44.0%	56.0%
Nursing & Midwifery	4.9%	0.7%	5.5%	6.8%	12.3%	45.0%	55.0%
Health & Social Care Professionals	4.1%	0.3%	4.4%	4.6%	9.0%	48.8%	51.2%
Management & Administrative	2.9%	0.4%	3.3%	5.8%	9.1%	36.6%	63.4%
General Support	7.2%	0.6%	7.8%	8.0%	15.9%	49.4%	50.6%
Patient & Client Care	8.0%	1.1%	9.0%	8.5%	17.6%	51.5%	48.5%

January 2022

UH Waterford absence by Staff Category	Certified absence	Self-certified absence	Non Covid-19 absence	Covid-19 absence	Total absence rate	% Non Covid-19 absence	% Covid-19 absence
UH Waterford	4.3%	0.5%	4.7%	4.5%	9.3%	51.1%	48.9%
Medical & Dental	0.6%	0.1%	0.7%	1.5%	2.1%	31.1%	68.9%
Nursing & Midwifery	5.1%	0.7%	5.8%	5.2%	11.0%	52.6%	47.4%
Health & Social Care Professionals	3.9%	0.4%	4.3%	4.6%	8.9%	48.0%	52.0%
Management & Administrative	4.5%	0.2%	4.7%	4.3%	9.0%	52.3%	47.7%
General Support	7.4%	0.4%	7.8%	7.0%	14.8%	52.7%	47.3%
Patient & Client Care	4.6%	1.1%	5.7%	5.5%	11.2%	51.2%	48.8%

January 2022

UMH Limerick absence by Staff Category	Certified absence	Self-certified absence	Non Covid-19 absence	Covid-19 absence	Total absence rate	% Non Covid-19 absence	% Covid-19 absence
UMH Limerick	8.9%	0.7%	9.6%	4.2%	13.8%	69.7%	30.3%
Medical & Dental	0.3%	0.0%	0.3%	1.0%	1.3%	23.5%	76.5%
Nursing & Midwifery	8.6%	0.9%	9.5%	4.4%	13.9%	68.4%	31.6%
Health & Social Care Professionals	0.0%	0.0%	0.0%	13.7%	13.7%	0.0%	100.0%
Management & Administrative	8.0%	0.2%	8.2%	1.6%	9.8%	83.9%	16.1%
General Support	18.7%	0.5%	19.2%	4.9%	24.1%	79.5%	20.5%
Patient & Client Care	6.2%	0.9%	7.1%	8.3%	15.4%	45.9%	54.1%

January 2022

Wexford General Hospital absence by Staff Category	Certified absence	Self-certified absence	Non Covid-19 absence	Covid-19 absence	Total absence rate	% Non Covid-19 absence	% Covid-19 absence
Wexford General Hospital	5.1%	0.4%	5.5%	6.1%	11.6%	47.1%	52.9%
Medical & Dental	0.9%	0.6%	1.4%	2.7%	4.1%	34.5%	65.5%
Nursing & Midwifery	5.6%	0.3%	5.9%	5.7%	11.6%	50.6%	49.4%
Health & Social Care Professionals	3.3%	0.3%	3.6%	7.2%	10.8%	33.0%	67.0%
Management & Administrative	4.4%	0.1%	4.5%	5.9%	10.3%	43.2%	56.8%
General Support	8.4%	0.4%	8.8%	9.3%	18.1%	48.5%	51.5%
Patient & Client Care	5.3%	0.9%	6.1%	6.3%	12.5%	49.1%	50.9%

Acute Hospital Services

Year/ month	Medical & Dental	Nursing & Midwifery	Health & Social Care Professionals	Management & Administrative	General Support	Patient & Client Care	Certified absence	Self-certified absence	Non Covid-19 absence	Covid-19 absence	Total absence rate
2022	2.9%	11.5%	8.8%	9.8%	13.1%	12.6%	3.7%	0.5%	4.2%	5.8%	10.0%
Jan 2022	2.9%	11.5%	8.8%	9.8%	13.1%	12.6%	3.7%	0.5%	4.2%	5.8%	10.0%
2021	1.8%	7.2%	4.7%	5.6%	8.1%	8.9%	3.7%	0.5%	4.3%	1.8%	6.1%
Dec 2021	2.4%	9.4%	7.6%	7.8%	10.1%	10.5%	4.2%	0.6%	4.8%	3.3%	8.1%
Nov 2021	2.1%	8.5%	7.3%	8.3%	10.3%	10.0%	4.4%	0.8%	5.2%	2.5%	7.7%
Oct 2021	1.9%	7.5%	5.7%	6.4%	8.9%	9.6%	4.3%	0.7%	5.0%	1.7%	6.7%
Sep 2021	1.6%	6.8%	4.3%	5.4%	7.9%	8.7%	4.0%	0.6%	4.6%	1.1%	5.8%
Aug 2021	1.6%	6.7%	4.3%	5.4%	7.4%	8.9%	3.9%	0.6%	4.5%	1.3%	5.8%
Jul 2021	1.1%	5.9%	3.9%	4.8%	6.7%	7.0%	3.7%	0.5%	4.2%	0.8%	5.0%
Jun 2021	1.0%	5.4%	3.2%	4.0%	6.1%	7.2%	3.5%	0.5%	4.0%	0.5%	4.5%
May 2021	1.0%	5.1%	2.9%	4.0%	5.8%	6.3%	3.2%	0.4%	3.6%	0.6%	4.3%
Apr 2021	1.2%	5.4%	2.9%	3.8%	6.1%	6.8%	3.2%	0.4%	3.6%	0.8%	4.4%
Mar 2021	1.1%	5.9%	3.3%	4.1%	6.5%	7.6%	3.3%	0.4%	3.7%	1.1%	4.8%
Feb 2021	1.7%	7.6%	4.0%	5.6%	8.6%	10.3%	3.5%	0.5%	4.1%	2.3%	6.3%
Jan 2021	4.5%	12.2%	6.4%	8.0%	12.3%	13.6%	3.6%	0.5%	4.1%	5.9%	9.9%
2020	2.1%	7.2%	4.4%	5.4%	7.5%	8.8%	3.8%	0.4%	4.2%	1.8%	6.0%
Dec 2020	2.2%	7.5%	3.8%	5.4%	7.3%	8.8%	3.7%	0.4%	4.1%	2.0%	6.0%
Nov 2020	1.9%	7.0%	3.9%	5.0%	7.4%	8.7%	3.5%	0.4%	3.9%	1.8%	5.8%
Oct 2020	2.1%	7.1%	4.8%	5.4%	7.5%	8.6%	3.7%	0.4%	4.1%	1.9%	6.0%
Sep 2020	1.7%	6.6%	4.5%	5.1%	7.1%	7.9%	3.8%	0.5%	4.3%	1.3%	5.5%
Aug 2020	1.2%	5.6%	3.7%	4.8%	7.0%	7.1%	3.7%	0.4%	4.2%	0.7%	4.9%
Jul 2020	0.9%	5.2%	3.4%	4.3%	6.6%	6.6%	3.4%	0.4%	3.8%	0.7%	4.5%
Jun 2020	1.2%	5.6%	3.1%	4.3%	6.5%	7.0%	3.4%	0.4%	3.7%	0.9%	4.7%
May 2020	2.2%	8.1%	4.4%	5.3%	7.9%	10.6%	3.8%	0.3%	4.1%	2.5%	6.6%
Apr 2020	5.5%	14.2%	7.5%	7.9%	11.3%	16.5%	4.2%	0.3%	4.6%	6.5%	11.1%
Mar 2020	4.4%	8.8%	6.7%	7.3%	9.0%	9.9%	4.0%	0.5%	4.5%	3.3%	7.8%
Feb 2020	1.2%	4.8%	3.4%	4.7%	6.4%	6.3%	3.9%	0.6%	4.4%		4.4%
Jan 2020	1.1%	5.3%	3.8%	5.1%	6.6%	7.5%	4.2%	0.6%	4.8%		4.8%
2019	1.1%	4.9%	3.4%	4.3%	6.1%	6.4%	3.8%	0.6%	4.3%		4.3%
Dec 2019	1.2%	5.4%	3.7%	4.7%	6.5%	7.2%	4.0%	0.7%	4.8%		4.8%
Nov 2019	1.1%	5.1%	3.6%	4.5%	6.3%	6.3%	3.9%	0.6%	4.5%		4.5%
Oct 2019	1.1%	5.1%	3.3%	4.4%	6.1%	6.3%	3.9%	0.6%	4.4%		4.4%

Sep 2019	1.0%	4.9%	3.6%	4.4%	6.3%	6.2%	3.8%	0.5%	4.3%		4.3%
Aug 2019	1.0%	4.6%	3.2%	4.3%	5.9%	6.3%	3.7%	0.5%	4.2%		4.2%
Jul 2019	0.9%	4.6%	3.2%	4.2%	5.8%	6.4%	3.7%	0.5%	4.1%		4.1%
Jun 2019	1.1%	4.6%	3.3%	3.9%	6.1%	7.1%	3.6%	0.6%	4.2%		4.2%
May 2019	1.1%	4.5%	3.3%	3.9%	5.7%	6.0%	3.5%	0.5%	4.0%		4.0%
Apr 2019	1.2%	4.6%	3.3%	3.9%	5.8%	6.2%	3.6%	0.5%	4.1%		4.1%
Mar 2019	1.0%	4.5%	3.4%	3.9%	6.1%	5.6%	3.5%	0.6%	4.1%		4.1%
Feb 2019	1.1%	5.4%	3.3%	4.6%	5.9%	6.6%	3.8%	0.8%	4.6%		4.6%
Jan 2019	1.0%	5.3%	3.5%	4.8%	6.5%	6.8%	4.0%	0.7%	4.7%		4.7%

Acute Hospital Services

Year/ month	CHI	DMLHG	IEHG	RCSI	Saolta	SSWHG	ULHG	other Acute	Acute Services absence rate	Certified absence	Self-certified absence	Non Covid-19 absence	Covid-19 absence	Total absence rate
2022	9.7%	8.5%	9.5%	11.4%	10.4%	9.7%	12.3%	9.7%	10.0%	3.7%	0.5%	4.2%	5.8%	10.0%
Jan 2022	9.7%	8.5%	9.5%	11.4%	10.4%	9.7%	12.3%	9.7%	10.0%	3.7%	0.5%	4.2%	5.8%	9.98%
2021	5.7%	6.0%	5.9%	6.5%	6.0%	5.7%	8.0%	4.5%	6.1%	3.7%	0.5%	4.3%	1.8%	6.1%
Dec 2021	7.9%	7.8%	9.0%	8.5%	7.5%	7.0%	9.4%	6.8%	8.1%	4.2%	0.6%	4.8%	3.3%	8.09%
Nov 2021	8.1%	7.5%	8.0%	7.9%	7.5%	6.7%	9.8%	6.1%	7.7%	4.4%	0.8%	5.2%	2.5%	7.71%
Oct 2021	6.9%	6.5%	6.6%	7.0%	6.4%	6.0%	8.5%	5.1%	6.7%	4.3%	0.7%	5.0%	1.7%	6.65%
Sep 2021	5.6%	5.6%	5.3%	6.3%	5.7%	5.5%	7.7%	4.0%	5.8%	4.0%	0.6%	4.6%	1.1%	5.78%
Aug 2021	5.8%	5.5%	5.8%	6.2%	5.5%	5.2%	7.5%	4.8%	5.8%	3.9%	0.6%	4.5%	1.3%	5.75%
Jul 2021	5.1%	4.8%	4.6%	5.0%	5.0%	4.8%	6.4%	3.7%	5.0%	3.7%	0.5%	4.2%	0.8%	4.96%
Jun 2021	4.6%	4.7%	4.1%	4.8%	4.5%	4.3%	5.9%	2.7%	4.5%	3.5%	0.5%	4.0%	0.5%	4.54%
May 2021	4.2%	4.3%	4.1%	4.6%	4.0%	4.2%	4.9%	3.2%	4.3%	3.2%	0.4%	3.6%	0.6%	4.26%
Apr 2021	4.3%	4.7%	3.9%	4.4%	4.4%	4.3%	5.6%	3.6%	4.4%	3.2%	0.4%	3.6%	0.8%	4.43%
Mar 2021	4.1%	4.9%	4.3%	5.2%	4.6%	4.8%	6.5%	2.9%	4.8%	3.3%	0.4%	3.7%	1.1%	4.82%
Feb 2021	4.5%	6.4%	5.6%	7.0%	6.5%	5.7%	9.4%	5.0%	6.3%	3.5%	0.5%	4.1%	2.3%	6.32%
Jan 2021	7.6%	8.8%	9.1%	11.6%	10.5%	9.5%	14.1%	5.4%	9.9%	3.6%	0.5%	4.1%	5.9%	9.94%
2020	5.7%	6.4%	5.6%	6.3%	5.7%	5.5%	8.2%	5.2%	6.0%	3.8%	0.4%	4.2%	1.8%	6.0%
Dec 2020	5.7%	6.1%	5.3%	6.6%	6.8%	5.4%	7.3%	3.2%	6.0%	3.7%	0.4%	4.1%	2.0%	6.05%
Nov 2020	4.9%	6.4%	4.8%	6.2%	5.7%	5.0%	8.9%	4.1%	5.8%	3.5%	0.4%	3.9%	1.8%	5.76%
Oct 2020	5.7%	6.4%	4.8%	6.9%	5.4%	6.4%	7.2%	4.7%	6.0%	3.7%	0.4%	4.1%	1.9%	6.02%
Sep 2020	5.7%	6.3%	4.6%	6.0%	5.1%	5.0%	7.3%	6.1%	5.5%	3.8%	0.5%	4.3%	1.3%	5.55%
Aug 2020	4.7%	5.1%	5.3%	4.2%	4.4%	4.4%	7.7%	4.1%	4.9%	3.7%	0.4%	4.2%	0.7%	4.87%
Jul 2020	4.6%	4.7%	4.4%	4.1%	4.3%	4.1%	6.9%	3.5%	4.5%	3.4%	0.4%	3.8%	0.7%	4.51%
Jun 2020	4.3%	4.7%	4.5%	4.7%	4.5%	4.3%	6.7%	3.7%	4.7%	3.4%	0.4%	3.7%	0.9%	4.66%
May 2020	5.2%	7.5%	6.9%	6.8%	6.0%	5.4%	9.0%	5.7%	6.6%	3.8%	0.3%	4.1%	2.5%	6.60%
Apr 2020	8.9%	12.1%	10.8%	14.2%	9.3%	9.2%	13.4%	8.5%	11.1%	4.2%	0.3%	4.6%	6.5%	11.09%
Mar 2020	8.7%	8.3%	6.9%	7.6%	7.5%	7.4%	10.4%	7.6%	7.8%	4.0%	0.5%	4.5%	3.3%	7.81%
Feb 2020	4.5%	4.3%	4.1%	4.1%	4.4%	4.5%	6.4%	4.6%	4.4%	3.9%	0.6%	4.4%		4.43%
Jan 2020	4.7%	4.8%	4.3%	4.4%	5.0%	4.8%	7.3%	6.2%	4.8%	4.2%	0.6%	4.8%		4.83%
2019	4.2%	4.3%	3.8%	4.0%	4.6%	4.4%	6.3%	3.9%	4.3%	3.8%	0.6%	4.3%		4.3%
Dec 2019	5.3%	4.9%	4.2%	4.3%	4.9%	4.7%	7.4%	4.5%	4.8%	4.0%	0.7%	4.8%		4.79%
Nov 2019	4.6%	4.4%	3.9%	4.3%	4.8%	4.5%	6.4%	4.3%	4.5%	3.9%	0.6%	4.5%		4.50%
Oct 2019	4.4%	4.2%	3.9%	4.0%	4.8%	4.4%	6.8%	3.3%	4.4%	3.9%	0.6%	4.4%		4.42%
Sep 2019	4.3%	4.0%	4.1%	4.1%	4.6%	4.3%	6.3%	3.5%	4.3%	3.8%	0.5%	4.3%		4.34%
Aug 2019	3.8%	4.2%	3.5%	3.9%	4.6%	4.2%	6.4%	3.8%	4.2%	3.7%	0.5%	4.2%		4.18%
Jul 2019	3.6%	3.9%	3.6%	3.6%	4.8%	4.4%	6.1%	4.6%	4.1%	3.7%	0.5%	4.1%		4.14%
Jun 2019	3.8%	4.0%	3.7%	4.3%	4.3%	4.5%	6.0%	3.1%	4.2%	3.6%	0.6%	4.2%		4.23%
May 2019	3.7%	3.9%	3.3%	3.9%	4.3%	4.5%	5.8%	3.1%	4.0%	3.5%	0.5%	4.0%		4.04%
Apr 2019	3.9%	4.2%	3.5%	3.9%	4.2%	4.2%	5.8%	4.1%	4.1%	3.6%	0.5%	4.1%		4.10%
Mar 2019	4.4%	3.9%	3.7%	3.8%	4.0%	4.1%	5.8%	4.1%	4.1%	3.5%	0.6%	4.1%		4.05%
Feb 2019	4.8%	4.7%	3.9%	4.3%	4.7%	4.3%	6.8%	4.3%	4.6%	3.8%	0.8%	4.6%		4.56%

Acute Hospital Services

Year/ month	CHI	DMLHG	IEHG	RCSI	Saolta	SSWHG	ULHG	other Acute	Acute Services absence rate	Certified absence	Self-certified absence	Non Covid-19 absence	Covid-19 absence	Total absence rate
Jan 2019	4.2%	4.7%	4.0%	4.2%	5.2%	4.8%	6.6%	4.6%	4.7%	4.0%	0.7%	4.7%		4.66%

