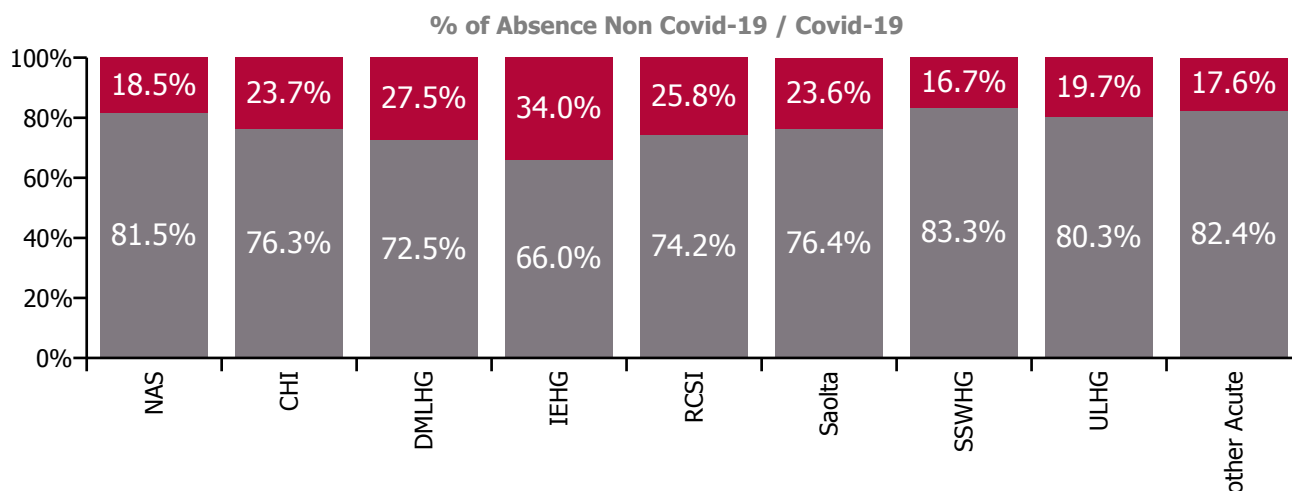
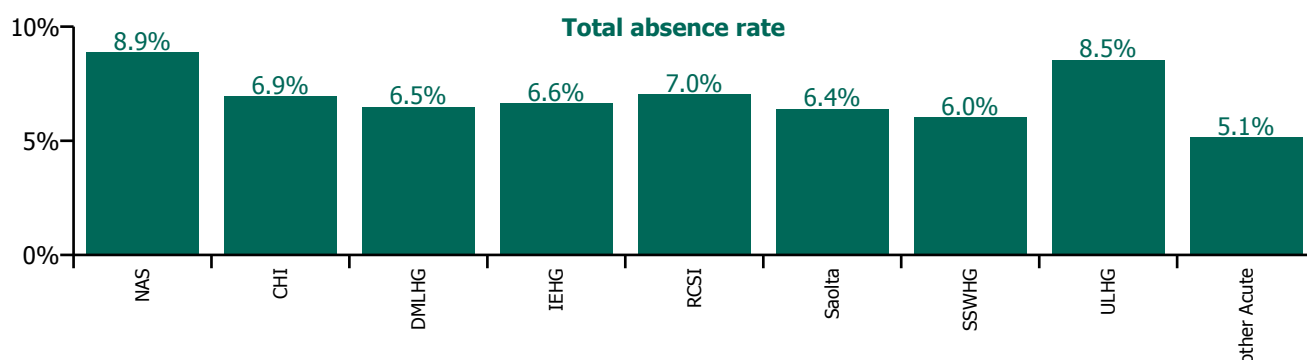


October 2021

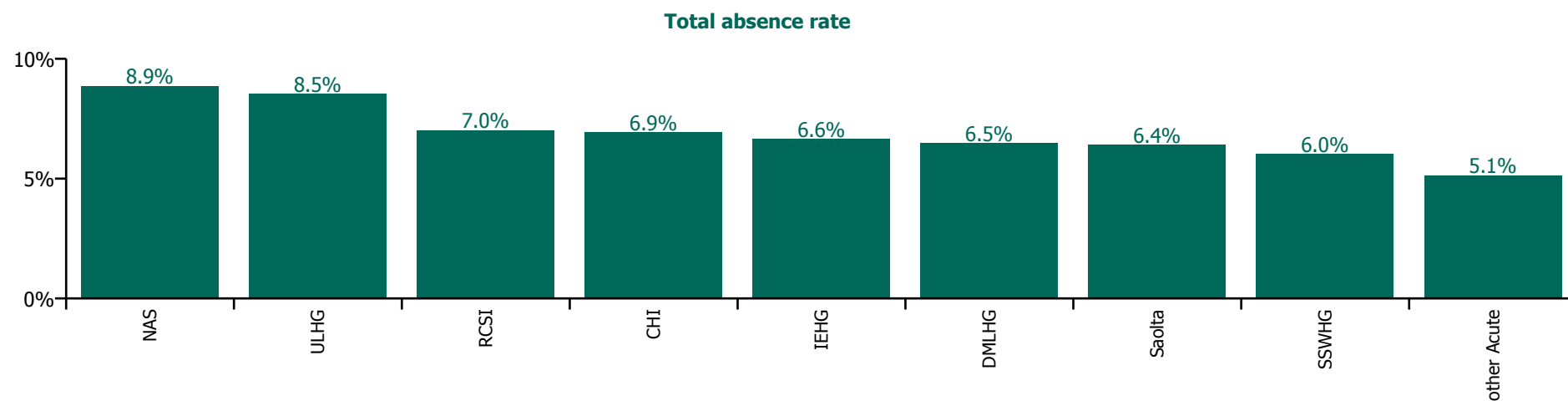
Acute Services Absence Rate - by Staff Category: Oct 2021	Certified absence	Self-certified absence	Non Covid-19 absence	Covid-19 absence	Total absence rate	% Non Covid-19 absence	% Covid-19 absence
Acute Services	4.3%	0.7%	5.1%	1.7%	6.7%	75.2%	24.8%
Medical & Dental	0.8%	0.2%	1.0%	0.9%	1.9%	52.8%	47.2%
Nursing & Midwifery	4.7%	1.0%	5.7%	1.8%	7.5%	76.4%	23.6%
Health & Social Care Professionals	3.4%	0.5%	3.9%	1.8%	5.7%	68.8%	31.2%
Management & Administrative	4.3%	0.5%	4.8%	1.6%	6.4%	75.2%	24.8%
General Support	6.2%	0.6%	6.8%	2.1%	8.9%	76.5%	23.5%
Patient & Client Care	6.7%	0.8%	7.5%	1.9%	9.4%	79.8%	20.2%

Acute Service Absence Rate - by Hospital Group: Oct 2021	Certified absence	Self-certified absence	Non Covid-19 absence	Covid-19 absence	Total absence rate	% Non Covid-19 absence	% Covid-19 absence
Acute Services	4.3%	0.7%	5.1%	1.7%	6.7%	75.2%	24.8%
National Ambulance Service	6.5%	0.8%	7.2%	1.6%	8.9%	81.5%	18.5%
Children's Health Ireland	4.4%	0.9%	5.3%	1.6%	6.9%	76.3%	23.7%
Dublin Midlands Hospital Group	4.0%	0.7%	4.7%	1.8%	6.5%	72.5%	27.5%
Ireland East Hospital Group	3.9%	0.5%	4.4%	2.3%	6.6%	66.0%	34.0%
RCSI Hospitals Group	4.6%	0.6%	5.2%	1.8%	7.0%	74.2%	25.8%
Saolta University Hospital Care Group	3.9%	1.0%	4.9%	1.5%	6.4%	76.4%	23.6%
South/South West Hospital Group	4.2%	0.8%	5.0%	1.0%	6.0%	83.3%	16.7%
University of Limerick Hospital Group	6.2%	0.7%	6.9%	1.7%	8.5%	80.3%	19.7%
Other Acute Services	3.5%	0.7%	4.2%	0.9%	5.1%	82.4%	17.6%



October 2021

Acute Services Absence Rates - by Hospital Group & Staff Category: Oct 2021	Medical & Dental	Nursing & Midwifery	Health & Social Care Professionals	Management & Administrative	General Support	Patient & Client Care	Certified absence	Self-certified absence	Non Covid-19 absence	Covid-19 absence	Total absence rate
Acute Services	1.9%	7.5%	5.7%	6.4%	8.9%	9.4%	4.3%	0.7%	5.1%	1.7%	6.7%
National Ambulance Service	0.0%	0.0%		5.2%	11.2%	9.0%	6.5%	0.8%	7.2%	1.6%	8.9%
Children's Health Ireland	1.9%	8.0%	5.5%	7.2%	12.3%	12.3%	4.4%	0.9%	5.3%	1.6%	6.9%
Dublin Midlands Hospital Group	1.7%	7.1%	5.8%	6.6%	7.6%	9.8%	4.0%	0.7%	4.7%	1.8%	6.5%
Ireland East Hospital Group	2.7%	6.9%	6.7%	6.9%	9.3%	8.3%	3.9%	0.5%	4.4%	2.3%	6.6%
RCSI Hospitals Group	1.5%	8.2%	4.8%	7.2%	10.7%	9.8%	4.6%	0.6%	5.2%	1.8%	7.0%
Saolta University Hospital Care Group	1.7%	7.7%	4.6%	5.6%	7.8%	9.6%	3.9%	1.0%	4.9%	1.5%	6.4%
South/South West Hospital Group	1.7%	6.9%	5.7%	5.9%	6.9%	8.6%	4.2%	0.8%	5.0%	1.0%	6.0%
University of Limerick Hospital Group	1.7%	9.2%	6.1%	5.7%	12.9%	14.4%	6.2%	0.7%	6.9%	1.7%	8.5%
Other Acute Services	1.1%	5.2%	7.0%	3.1%	2.9%	5.7%	3.5%	0.7%	4.2%	0.9%	5.1%

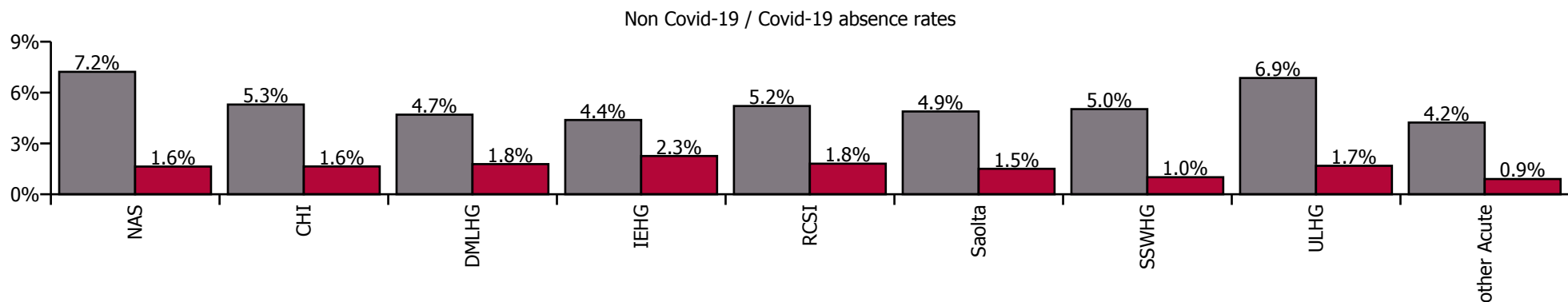


October 2021

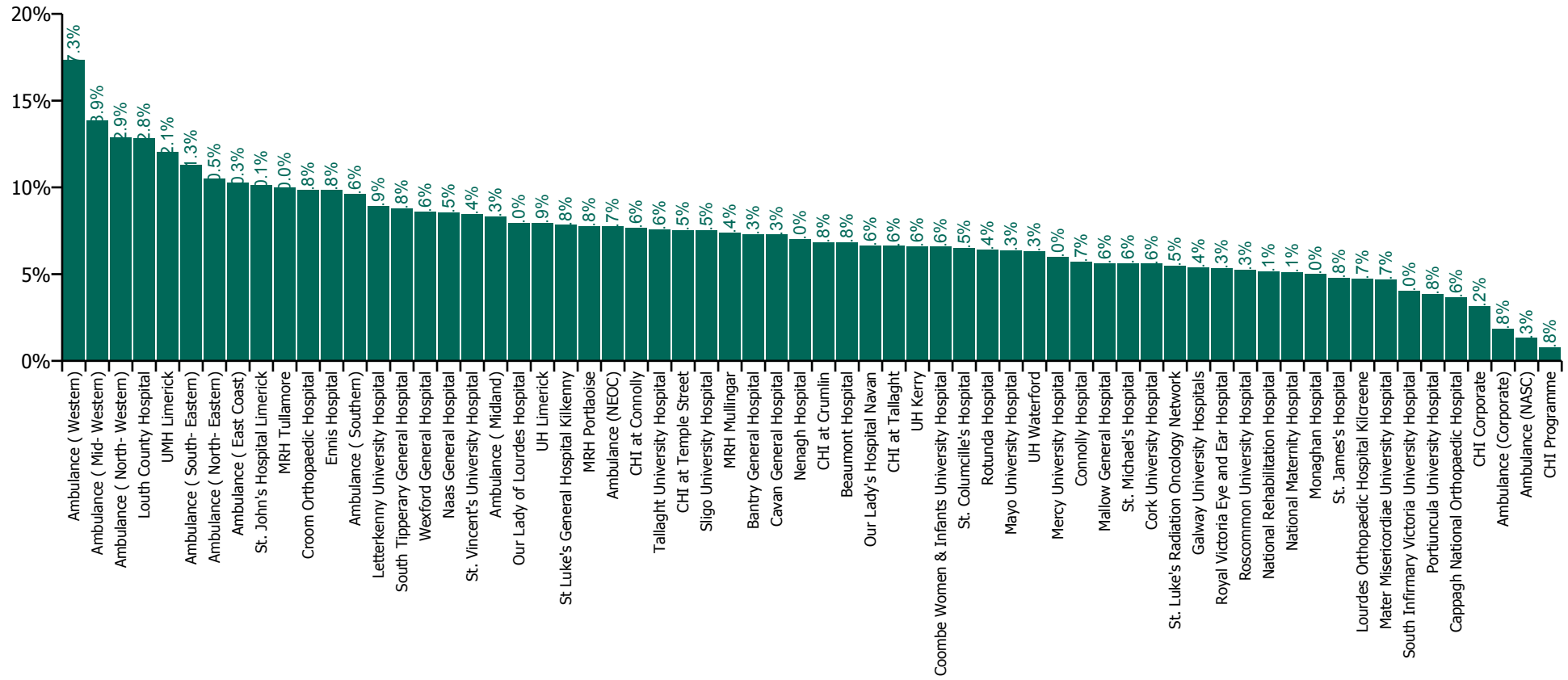
Health Service Absence Rate by Hospital: Oct 2021	Medical & Dental	Nursing & Midwifery	Health & Social Care Professionals	Management & Administrative	General Support	Patient & Client Care	Certified absence	Self-certified absence	Non Covid-19 absence	Covid-19 absence	Total absence rate
Acute Services	1.9%	7.5%	5.7%	6.4%	8.9%	9.4%	4.3%	0.7%	5.1%	1.7%	6.7%
National Ambulance Service	0.0%	0.0%		5.2%	11.2%	9.0%	6.5%	0.8%	7.2%	1.6%	8.9%
CHI at Connolly	0.0%	10.0%	3.0%	6.2%	0.0%	17.1%	6.6%	0.1%	6.7%	0.9%	7.6%
CHI at Crumlin	2.4%	7.7%	3.7%	7.6%	12.4%	11.6%	4.3%	0.8%	5.1%	1.7%	6.8%
CHI at Tallaght	1.1%	7.1%	11.3%	7.8%	49.1%	12.2%	4.2%	0.6%	4.8%	1.8%	6.6%
CHI at Temple Street	1.6%	8.5%	8.1%	8.5%	11.1%	12.7%	4.7%	1.1%	5.8%	1.7%	7.5%
CHI Corporate	0.0%	0.0%		3.6%			3.2%	0.0%	3.2%	0.0%	3.2%
CHI Programme	0.0%	0.0%	0.0%	0.9%			0.8%	0.0%	0.8%	0.0%	0.8%
Children's Health Ireland	1.9%	8.0%	5.5%	7.2%	12.3%	12.3%	4.4%	0.9%	5.3%	1.6%	6.9%
Coombe Women & Infants University Hospital	1.8%	8.9%	2.4%	5.8%	6.5%	4.9%	2.9%	1.2%	4.1%	2.5%	6.6%
MRH Portlaoise	1.1%	9.4%	9.0%	7.2%	10.2%	8.2%	5.5%	0.8%	6.4%	1.4%	7.8%
MRH Tullamore	0.7%	9.0%	13.3%	9.4%	13.1%	15.3%	7.1%	0.5%	7.6%	2.4%	10.0%
Naas General Hospital	3.1%	10.3%	4.8%	4.7%	3.2%	15.3%	6.4%	0.5%	6.9%	1.6%	8.5%
St. James's Hospital	0.9%	5.4%	4.2%	5.5%	5.9%	7.0%	2.9%	0.7%	3.6%	1.2%	4.8%
St. Luke's Radiation Oncology Network	1.1%	6.7%	3.8%	6.6%	8.6%	19.2%	3.1%	0.3%	3.4%	2.1%	5.5%
Tallaght University Hospital	3.7%	7.2%	8.3%	8.3%	10.4%	8.3%	4.5%	0.6%	5.0%	2.5%	7.6%
Dublin Midlands Hospital Group	1.7%	7.1%	5.8%	6.6%	7.6%	9.8%	4.0%	0.7%	4.7%	1.8%	6.5%
Cappagh National Orthopaedic Hospital	3.3%	5.2%	2.9%	2.7%	2.8%	1.0%	3.4%	0.2%	3.6%	0.0%	3.6%
Mater Misericordiae University Hospital	0.8%	4.8%	4.5%	5.4%	7.5%	7.7%	3.4%	0.4%	3.9%	0.8%	4.7%
MRH Mullingar	1.1%	8.4%	5.9%	8.5%	2.3%	12.1%	4.9%	0.8%	5.7%	1.7%	7.4%
National Maternity Hospital	1.1%	7.4%	3.2%	4.7%	4.5%	0.8%	4.0%	0.4%	4.4%	0.7%	5.1%
Our Lady's Hospital Navan	3.1%	9.3%	5.5%	8.5%	6.2%	5.0%	4.6%	0.7%	5.4%	1.3%	6.6%
Royal Victoria Eye and Ear Hospital	1.2%	4.4%	13.9%	6.4%	12.0%	5.8%	4.7%	0.5%	5.2%	0.1%	5.3%
St. Columcille's Hospital	0.1%	8.0%	2.0%	8.6%	6.3%	9.3%	4.7%	0.8%	5.5%	1.0%	6.5%
St Luke's General Hospital Kilkenny	2.9%	9.3%	4.5%	4.1%	11.5%	10.8%	5.4%	0.6%	6.0%	1.9%	7.8%
St. Michael's Hospital	0.8%	6.4%	9.2%	2.8%	6.9%	5.7%	2.7%	0.4%	3.2%	2.4%	5.6%
St. Vincent's University Hospital	6.0%	7.2%	10.8%	10.0%	11.4%	7.7%	2.8%	0.4%	3.2%	5.2%	8.4%
Wexford General Hospital	1.1%	9.1%	7.9%	5.7%	14.5%	11.3%	6.1%	0.6%	6.6%	1.9%	8.6%
Ireland East Hospital Group	2.7%	6.9%	6.7%	6.9%	9.3%	8.3%	3.9%	0.5%	4.4%	2.3%	6.6%
Beaumont Hospital	1.8%	7.2%	5.8%	6.4%	11.2%	11.0%	4.1%	0.4%	4.5%	2.3%	6.8%
Cavan General Hospital	1.8%	11.1%	3.3%	5.6%	6.9%	7.4%	4.9%	0.6%	5.5%	1.7%	7.3%
Connolly Hospital	1.5%	6.2%	4.7%	7.5%	8.3%	7.0%	3.9%	0.8%	4.7%	1.0%	5.7%
Louth County Hospital	0.0%	14.0%	2.7%	13.1%	16.2%	13.3%	8.3%	0.8%	9.1%	3.7%	12.8%
Monaghan Hospital	0.0%	5.0%	1.3%	3.8%	0.0%	8.2%	2.8%	0.7%	3.6%	1.4%	5.0%
Our Lady of Lourdes Hospital	1.2%	10.4%	4.7%	9.2%	10.6%	11.6%	5.2%	0.8%	6.0%	2.0%	8.0%
Rotunda Hospital	0.0%	6.6%	3.5%	6.6%	11.5%	11.1%	5.7%	0.5%	6.2%	0.3%	6.4%
RCSI Hospitals Group	1.5%	8.2%	4.8%	7.2%	10.7%	9.8%	4.6%	0.6%	5.2%	1.8%	7.0%
Galway University Hospitals	0.8%	7.1%	4.4%	5.0%	6.7%	9.7%	2.9%	1.1%	4.0%	1.4%	5.4%
Letterkenny University Hospital	3.8%	10.1%	4.7%	8.3%	10.6%	11.8%	6.3%	0.7%	7.0%	1.9%	8.9%
Mayo University Hospital	1.4%	7.5%	5.5%	7.4%	6.9%	8.7%	3.9%	1.1%	5.0%	1.4%	6.3%
Portiuncula University Hospital		3.9%	1.5%	2.3%	5.5%	6.8%	1.4%	1.6%	2.9%	0.9%	3.8%

October 2021

Health Service Absence Rate by Hospital: Oct 2021	Medical & Dental	Nursing & Midwifery	Health & Social Care Professionals	Management & Administrative	General Support	Patient & Client Care	Certified absence	Self-certified absence	Non Covid-19 absence	Covid-19 absence	Total absence rate
Acute Services	1.9%	7.5%	5.7%	6.4%	8.9%	9.4%	4.3%	0.7%	5.1%	1.7%	6.7%
Roscommon University Hospital	0.7%	8.0%	6.6%	0.8%	6.8%	1.8%	3.4%	0.8%	4.2%	1.1%	5.3%
Sligo University Hospital	3.5%	9.2%	5.6%	6.0%	6.9%	10.3%	4.9%	0.7%	5.7%	1.8%	7.5%
Saolta University Hospital Care Group	1.7%	7.7%	4.6%	5.6%	7.8%	9.6%	3.9%	1.0%	4.9%	1.5%	6.4%
Bantry General Hospital	2.5%	9.8%	2.5%	5.0%	2.8%	8.7%	5.1%	0.6%	5.7%	1.6%	7.3%
Cork University Hospital	1.4%	6.2%	6.1%	4.8%	7.2%	6.1%	3.8%	0.9%	4.7%	0.8%	5.6%
Lourdes Orthopaedic Hospital Kilcreene	16.6%	2.5%		0.8%	6.5%		3.4%	0.4%	3.8%	0.9%	4.7%
Mallow General Hospital	0.3%	10.8%	5.6%	3.1%	3.5%	4.0%	4.7%	0.4%	5.1%	0.5%	5.6%
Mercy University Hospital	0.5%	7.0%	3.2%	4.7%	4.6%	16.0%	3.8%	1.1%	4.9%	1.1%	6.0%
South Infirmary Victoria University Hospital	0.6%	4.2%	4.4%	3.5%	6.4%	5.6%	2.5%	0.8%	3.4%	0.7%	4.0%
South Tipperary General Hospital	4.5%	9.5%	9.9%	9.3%	9.1%	9.5%	6.5%	0.6%	7.1%	1.7%	8.8%
UH Kerry	4.0%	8.7%	4.3%	9.8%	3.3%		4.8%	0.9%	5.7%	0.9%	6.6%
UH Waterford	0.9%	6.9%	6.2%	7.6%	10.5%	8.7%	4.5%	0.5%	5.0%	1.3%	6.3%
South/South West Hospital Group	1.7%	6.9%	5.7%	5.9%	6.9%	8.6%	4.2%	0.8%	5.0%	1.0%	6.0%
Croom Orthopaedic Hospital	0.0%	11.6%	15.4%	4.1%	8.1%	14.3%	8.2%	0.9%	9.0%	0.8%	9.8%
Ennis Hospital	4.6%	9.7%	8.9%	12.5%	11.4%	5.2%	7.5%	0.6%	8.1%	1.7%	9.8%
Nenagh Hospital	0.0%	6.9%	13.3%	5.5%	9.6%	7.1%	3.6%	0.5%	4.1%	2.9%	7.0%
St. John's Hospital Limerick	2.6%	8.6%	4.6%	5.9%	26.3%	13.0%	6.4%	0.2%	6.6%	3.5%	10.1%
UH Limerick	1.6%	8.3%	5.6%	5.4%	12.6%	16.4%	5.6%	0.7%	6.3%	1.6%	7.9%
UMH Limerick	2.5%	14.3%	27.3%	3.5%	12.7%	14.9%	10.7%	0.8%	11.4%	0.6%	12.1%
University of Limerick Hospital Group	1.7%	9.2%	6.1%	5.7%	12.9%	14.4%	6.2%	0.7%	6.9%	1.7%	8.5%
National Rehabilitation Hospital	1.1%	5.2%	7.0%	3.1%	2.9%	5.7%	3.5%	0.7%	4.2%	0.9%	5.1%
Other Acute Services	1.1%	5.2%	7.0%	3.1%	2.9%	5.7%	3.5%	0.7%	4.2%	0.9%	5.1%



Total absence rate



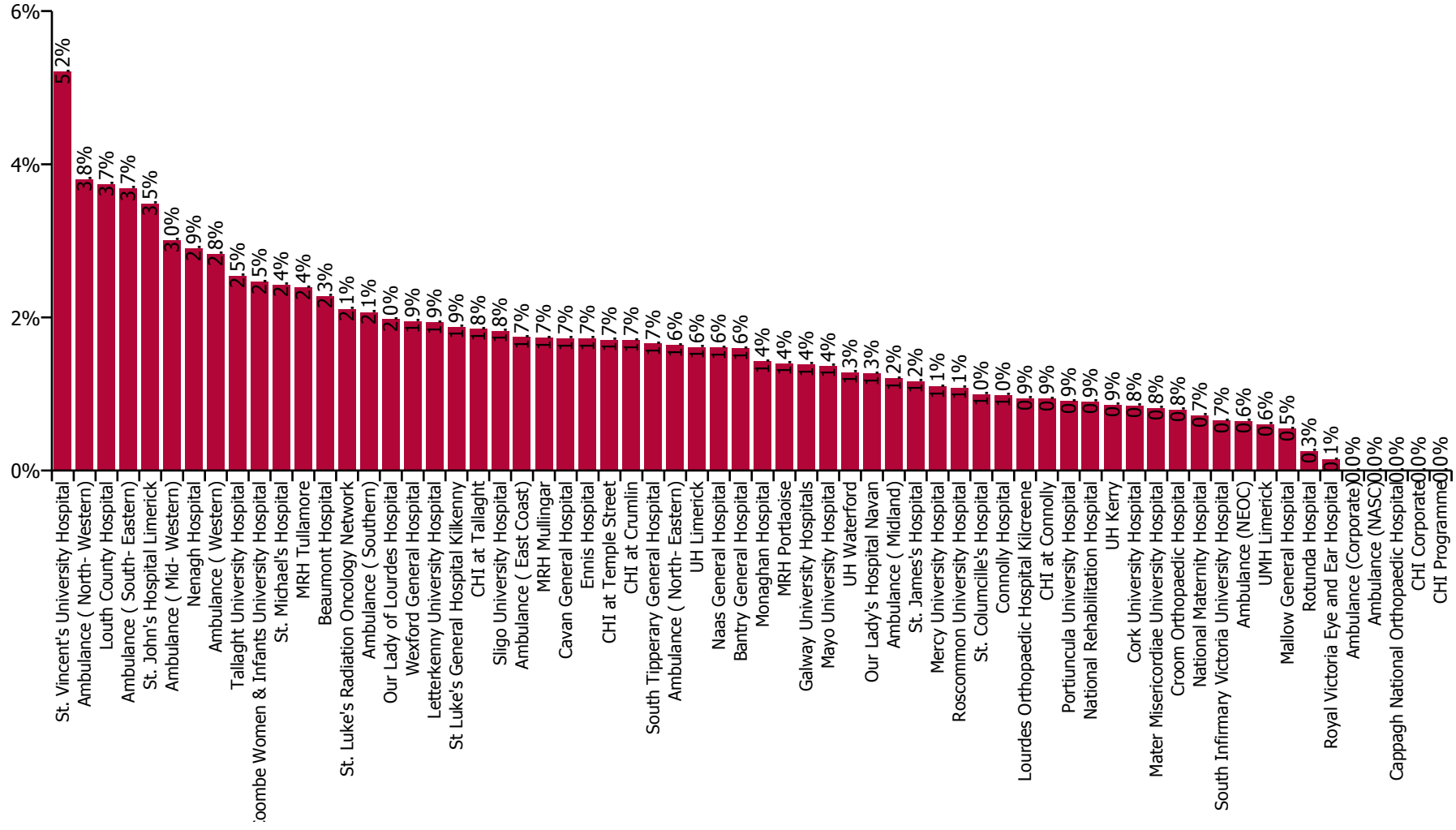
October 2021

Acute Services Covid-19 Absence Rate - by Staff Category & Hospital: Oct 2021	Medical & Dental	Nursing & Midwifery	Health & Social Care Professionals	Management & Administrative	General Support	Patient & Client Care	Covid-19 absence	Non Covid-19 absence	Total absence rate
Ambulance Services	0.9%	1.8%	1.8%	6.4%	2.1%	1.9%	1.7%	5.1%	6.7%
National Ambulance Service	0.0%	0.0%		5.2%	0.0%	1.7%	1.6%	7.2%	8.9%
CHI at Connolly	0.0%	2.1%	0.0%	6.2%	0.0%	0.0%	0.9%	6.7%	7.6%
CHI at Crumlin	0.4%	1.5%	1.2%	7.6%	3.1%	2.5%	1.7%	5.1%	6.8%
CHI at Tallaght	0.6%	2.0%	5.8%	7.8%	0.0%	1.4%	1.8%	4.8%	6.6%
CHI at Temple Street	0.0%	2.2%	1.5%	8.5%	1.9%	4.3%	1.7%	5.8%	7.5%
CHI Corporate	0.0%	0.0%		3.6%			0.0%	3.2%	3.2%
CHI Programme	0.0%	0.0%	0.0%	0.9%			0.0%	0.8%	0.8%
Children's Health Ireland	0.3%	1.8%	1.5%	7.2%	2.8%	2.8%	1.6%	5.3%	6.9%
Coombe Women & Infants University Hospital	1.1%	3.9%	0.8%	5.8%	1.5%	2.5%	2.5%	4.1%	6.6%
MRH Portlaoise	0.6%	2.3%	0.4%	7.2%	0.4%	1.0%	1.4%	6.4%	7.8%
MRH Tullamore	0.0%	2.5%	1.1%	9.4%	4.5%	4.4%	2.4%	7.6%	10.0%
Naas General Hospital	1.6%	2.1%	0.8%	4.7%	0.1%	2.3%	1.6%	6.9%	8.5%
St. James's Hospital	0.3%	1.4%	1.3%	5.5%	1.3%	1.0%	1.2%	3.6%	4.8%
St. Luke's Radiation Oncology Network	0.7%	0.4%	1.7%	6.6%	3.2%	8.3%	2.1%	3.4%	5.5%
Tallaght University Hospital	2.1%	2.4%	2.6%	8.3%	4.0%	3.2%	2.5%	5.0%	7.6%
Dublin Midlands Hospital Group	0.9%	2.1%	1.5%	6.6%	2.2%	2.2%	1.8%	4.7%	6.5%
Cappagh National Orthopaedic Hospital	0.0%	0.0%	0.0%	2.7%	0.0%	0.0%	0.0%	3.6%	3.6%
Mater Misericordiae University Hospital	0.5%	0.9%	0.9%	5.4%	0.4%	1.2%	0.8%	3.9%	4.7%
MRH Mullingar	0.3%	2.2%	1.4%	8.5%	0.8%	2.7%	1.7%	5.7%	7.4%
National Maternity Hospital	0.0%	1.1%	0.3%	4.7%	0.0%	0.0%	0.7%	4.4%	5.1%
Our Lady's Hospital Navan	0.7%	1.2%	3.0%	8.5%	0.0%	0.5%	1.3%	5.4%	6.6%
Royal Victoria Eye and Ear Hospital	0.6%	0.0%	0.0%	6.4%	0.0%	0.0%	0.1%	5.2%	5.3%
St. Columcille's Hospital	0.0%	1.2%	0.0%	8.6%	1.9%	0.9%	1.0%	5.5%	6.5%
St Luke's General Hospital Kilkenny	0.7%	1.6%	0.5%	4.1%	4.8%	2.0%	1.9%	6.0%	7.8%
St. Michael's Hospital	0.3%	3.1%	4.7%	2.8%	1.8%	0.0%	2.4%	3.2%	5.6%
St. Vincent's University Hospital	5.8%	3.6%	8.7%	10.0%	4.9%	3.0%	5.2%	3.2%	8.4%
Wexford General Hospital	0.3%	1.9%	1.5%	5.7%	3.8%	3.2%	1.9%	6.6%	8.6%
Ireland East Hospital Group	2.0%	1.9%	3.4%	6.9%	2.6%	1.8%	2.3%	4.4%	6.6%
Beaumont Hospital	1.3%	2.6%	2.2%	6.4%	3.2%	2.9%	2.3%	4.5%	6.8%
Cavan General Hospital	0.2%	2.4%	0.6%	5.6%	1.8%	2.7%	1.7%	5.5%	7.3%
Connolly Hospital	0.5%	1.0%	1.4%	7.5%	2.0%	0.2%	1.0%	4.7%	5.7%
Louth County Hospital	0.0%	6.3%	0.9%	13.1%	1.0%	5.6%	3.7%	9.1%	12.8%
Monaghan Hospital	0.0%	1.9%	0.6%	3.8%	0.0%	1.7%	1.4%	3.6%	5.0%
Our Lady of Lourdes Hospital	0.1%	2.5%	1.2%	9.2%	1.8%	2.7%	2.0%	6.0%	8.0%
Rotunda Hospital	0.0%	0.0%	0.4%	6.6%	0.6%	0.0%	0.3%	6.2%	6.4%
RCSI Hospitals Group	0.7%	2.1%	1.5%	7.2%	2.3%	2.3%	1.8%	5.2%	7.0%
Galway University Hospitals	0.3%	1.9%	0.8%	5.0%	1.9%	2.7%	1.4%	4.0%	5.4%

October 2021

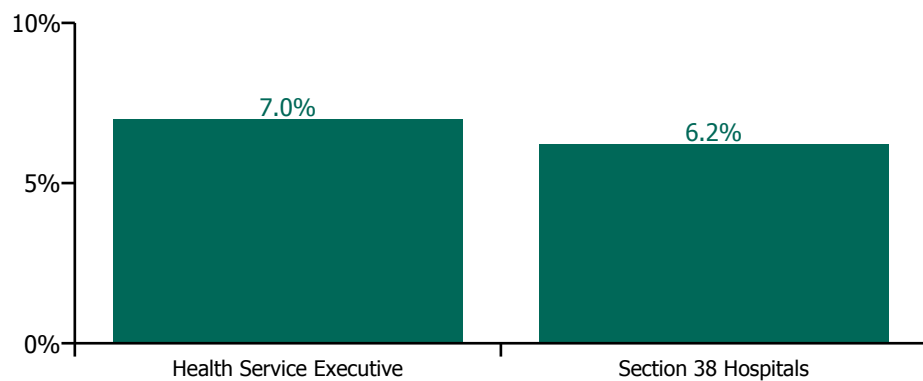
Acute Services Covid-19 Absence Rate - by Staff Category & Hospital: Oct 2021	Medical & Dental	Nursing & Midwifery	Health & Social Care Professionals	Management & Administrative	General Support	Patient & Client Care	Covid-19 absence	Non Covid-19 absence	Total absence rate
Ambulance Services	0.9%	1.8%	1.8%	6.4%	2.1%	1.9%	1.7%	5.1%	6.7%
Letterkenny University Hospital	1.8%	2.2%	1.2%	8.3%	1.6%	2.1%	1.9%	7.0%	8.9%
Mayo University Hospital	0.8%	1.4%	2.1%	7.4%	0.8%	1.3%	1.4%	5.0%	6.3%
Portlincula University Hospital		0.7%	1.1%	2.3%	3.5%	0.0%	0.9%	2.9%	3.8%
Roscommon University Hospital	0.5%	1.9%	1.7%	0.8%	0.2%	0.4%	1.1%	4.2%	5.3%
Sligo University Hospital	0.4%	2.3%	1.3%	6.0%	2.4%	3.5%	1.8%	5.7%	7.5%
Saolta University Hospital Care Group	0.6%	1.8%	1.2%	5.6%	1.9%	2.2%	1.5%	4.9%	6.4%
Bantry General Hospital	1.8%	2.4%	0.0%	5.0%	0.0%	0.4%	1.6%	5.7%	7.3%
Cork University Hospital	0.6%	0.7%	1.5%	4.8%	1.2%	0.5%	0.8%	4.7%	5.6%
Lourdes Orthopaedic Hospital Kilcreene	0.0%	1.7%		0.8%	0.0%		0.9%	3.8%	4.7%
Mallow General Hospital	0.3%	0.0%	3.6%	3.1%	0.0%	0.0%	0.5%	5.1%	5.6%
Mercy University Hospital	0.0%	1.7%	0.0%	4.7%	0.0%	2.8%	1.1%	4.9%	6.0%
South Infirmary Victoria University Hospital	0.5%	0.7%	0.6%	3.5%	1.5%	0.6%	0.7%	3.4%	4.0%
South Tipperary General Hospital	1.7%	1.9%	0.8%	9.3%	1.5%	1.3%	1.7%	7.1%	8.8%
UH Kerry	0.0%	1.1%	0.9%	9.8%	0.6%		0.9%	5.7%	6.6%
UH Waterford	0.4%	1.0%	1.0%	7.6%	3.5%	1.7%	1.3%	5.0%	6.3%
South/South West Hospital Group	0.5%	1.0%	1.1%	5.9%	1.4%	1.1%	1.0%	5.0%	6.0%
Croom Orthopaedic Hospital	0.0%	1.0%	0.0%	4.1%	0.3%	1.5%	0.8%	9.0%	9.8%
Ennis Hospital	0.6%	2.6%	0.3%	12.5%	0.5%	0.5%	1.7%	8.1%	9.8%
Nenagh Hospital	0.0%	4.0%	3.4%	5.5%	3.1%	2.7%	2.9%	4.1%	7.0%
St. John's Hospital Limerick	0.8%	2.4%	0.5%	5.9%	11.7%	4.6%	3.5%	6.6%	10.1%
UH Limerick	0.3%	1.9%	1.8%	5.4%	2.3%	2.3%	1.6%	6.3%	7.9%
UMH Limerick	1.0%	0.7%	0.0%	3.5%	0.5%	0.4%	0.6%	11.4%	12.1%
University of Limerick Hospital Group	0.4%	1.9%	1.7%	5.7%	2.5%	2.3%	1.7%	6.9%	8.5%
National Rehabilitation Hospital	1.1%	0.9%	1.5%	3.1%	1.0%	0.5%	0.9%	4.2%	5.1%
Other Acute Services	1.1%	0.9%	1.5%	3.1%	1.0%	0.5%	0.9%	4.2%	5.1%

Covid-19 absence rate

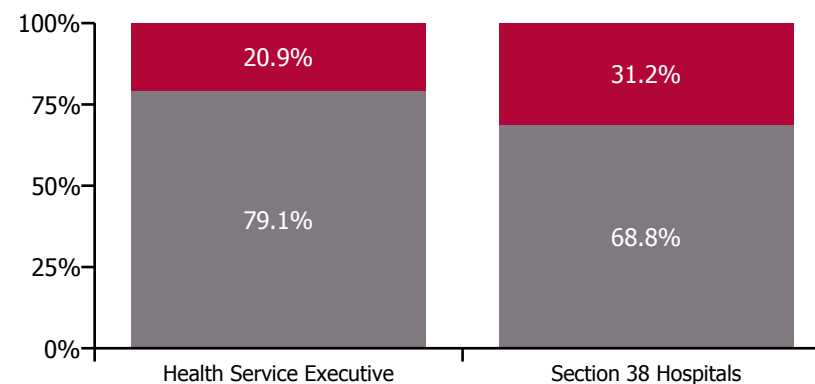


Acute Services Absence Rate - by Type of Admin & Staff Category: Oct 2021	Medical & Dental	Nursing & Midwifery	Health & Social Care Professionals	Management & Administrative	General Support	Patient & Client Care	Certified absence	Self-certified absence	Non Covid-19 absence	Covid-19 absence	Total absence rate
Acute Hospital Services	1.9%	7.5%	5.7%	6.4%	8.9%	9.6%	4.3%	0.7%	5.0%	1.7%	6.7%
Health Service Executive	1.7%	8.2%	5.5%	6.4%	8.9%	10.2%	4.7%	0.8%	5.5%	1.5%	7.0%
Section 38 Hospitals	2.1%	6.6%	5.9%	6.4%	8.9%	8.7%	3.7%	0.6%	4.3%	1.9%	6.2%

Total absence rate



Non Covid-19 & Covid-19 Absence



October 2021

Bantry General Hospital absence by Staff Category	Certified absence	Self-certified absence	Non Covid-19 absence	Covid-19 absence	Total absence rate	% Non Covid-19 absence	% Covid-19 absence
Bantry General Hospital	5.1%	0.6%	5.7%	1.6%	7.3%	78.1%	21.9%
Medical & Dental	0.0%	0.7%	0.7%	1.8%	2.5%	26.9%	73.1%
Nursing & Midwifery	6.4%	1.0%	7.4%	2.4%	9.8%	75.2%	24.8%
Health & Social Care Professionals	2.1%	0.4%	2.5%	0.0%	2.5%	100.0%	0.0%
Management & Administrative	1.2%	0.2%	1.4%	3.6%	5.0%	27.7%	72.3%
General Support	1.7%	1.1%	2.8%	0.0%	2.8%	100.0%	0.0%
Patient & Client Care	8.3%	0.0%	8.3%	0.4%	8.7%	95.4%	4.6%

October 2021

Beaumont Hospital absence by Staff Category	Certified absence	Self-certified absence	Non Covid-19 absence	Covid-19 absence	Total absence rate	% Non Covid-19 absence	% Covid-19 absence
Beaumont Hospital	4.1%	0.4%	4.5%	2.3%	6.8%	66.6%	33.4%
Medical & Dental	0.4%	0.2%	0.5%	1.3%	1.8%	29.4%	70.6%
Nursing & Midwifery	4.1%	0.5%	4.6%	2.6%	7.2%	64.2%	35.8%
Health & Social Care Professionals	3.2%	0.3%	3.6%	2.2%	5.8%	62.1%	37.9%
Management & Administrative	4.1%	0.5%	4.7%	1.7%	6.4%	73.4%	26.6%
General Support	7.5%	0.5%	8.1%	3.2%	11.2%	71.8%	28.2%
Patient & Client Care	7.6%	0.5%	8.1%	2.9%	11.0%	73.8%	26.2%

October 2021

Cappagh National Orthopaedic Hospital absence by Staff Category	Certified absence	Self-certified absence	Non Covid-19 absence	Covid-19 absence	Total absence rate	% Non Covid-19 absence	% Covid-19 absence
Cappagh National Orthopaedic Hospital	3.4%	0.2%	3.6%	0.0%	3.6%	100.0%	0.0%
Medical & Dental	3.2%	0.1%	3.3%	0.0%	3.3%	100.0%	0.0%
Nursing & Midwifery	4.9%	0.3%	5.2%	0.0%	5.2%	100.0%	0.0%
Health & Social Care Professionals	2.7%	0.2%	2.9%	0.0%	2.9%	100.0%	0.0%
Management & Administrative	2.6%	0.0%	2.7%	0.0%	2.7%	100.0%	0.0%
General Support	2.5%	0.3%	2.8%	0.0%	2.8%	100.0%	0.0%
Patient & Client Care	0.8%	0.2%	1.0%	0.0%	1.0%	100.0%	0.0%

October 2021

Cavan General Hospital absence by Staff Category	Certified absence	Self-certified absence	Non Covid-19 absence	Covid-19 absence	Total absence rate	% Non Covid-19 absence	% Covid-19 absence
Cavan General Hospital	4.9%	0.6%	5.5%	1.7%	7.3%	76.3%	23.7%
Medical & Dental	1.2%	0.5%	1.6%	0.2%	1.8%	91.3%	8.7%
Nursing & Midwifery	7.7%	1.0%	8.7%	2.4%	11.1%	78.4%	21.6%
Health & Social Care Professionals	2.5%	0.3%	2.7%	0.6%	3.3%	82.1%	17.9%
Management & Administrative	4.0%	0.3%	4.3%	1.2%	5.6%	78.2%	21.8%
General Support	4.6%	0.5%	5.1%	1.8%	6.9%	73.6%	26.4%
Patient & Client Care	4.2%	0.5%	4.7%	2.7%	7.4%	63.0%	37.0%

October 2021

CHI at Connolly absence by Staff Category	Certified absence	Self-certified absence	Non Covid-19 absence	Covid-19 absence	Total absence rate	% Non Covid-19 absence	% Covid-19 absence
CHI at Connolly	6.6%	0.1%	6.7%	0.9%	7.6%	87.8%	12.2%
Medical & Dental	0.0%	0.0%	0.0%	0.0%	0.0%		
Nursing & Midwifery	7.6%	0.3%	7.9%	2.1%	10.0%	78.9%	21.1%
Health & Social Care Professionals	3.0%	0.0%	3.0%	0.0%	3.0%	100.0%	0.0%
Management & Administrative	5.1%	0.2%	5.3%	0.8%	6.2%	86.4%	13.6%
General Support	0.0%	0.0%	0.0%	0.0%	0.0%		
Patient & Client Care	17.1%	0.0%	17.1%	0.0%	17.1%	100.0%	0.0%

October 2021

CHI at Crumlin absence by Staff Category	Certified absence	Self-certified absence	Non Covid-19 absence	Covid-19 absence	Total absence rate	% Non Covid-19 absence	% Covid-19 absence
CHI at Crumlin	4.3%	0.8%	5.1%	1.7%	6.8%	75.2%	24.8%
Medical & Dental	1.7%	0.2%	2.0%	0.4%	2.4%	82.4%	17.6%
Nursing & Midwifery	4.9%	1.3%	6.2%	1.5%	7.7%	80.8%	19.2%
Health & Social Care Professionals	2.1%	0.4%	2.5%	1.2%	3.7%	66.8%	33.2%
Management & Administrative	4.3%	0.4%	4.8%	2.9%	7.6%	62.2%	37.8%
General Support	8.5%	0.7%	9.3%	3.1%	12.4%	74.7%	25.3%
Patient & Client Care	8.0%	1.1%	9.1%	2.5%	11.6%	78.7%	21.3%

October 2021

CHI at Tallaght absence by Staff Category	Certified absence	Self-certified absence	Non Covid-19 absence	Covid-19 absence	Total absence rate	% Non Covid-19 absence	% Covid-19 absence
CHI at Tallaght	4.2%	0.6%	4.8%	1.8%	6.6%	72.1%	27.9%
Medical & Dental	0.0%	0.6%	0.6%	0.6%	1.1%	50.0%	50.0%
Nursing & Midwifery	4.6%	0.5%	5.1%	2.0%	7.1%	71.9%	28.1%
Health & Social Care Professionals	4.3%	1.1%	5.4%	5.8%	11.3%	48.3%	51.7%
Management & Administrative	6.3%	0.7%	7.0%	0.8%	7.8%	89.4%	10.6%
General Support	49.1%	0.0%	49.1%	0.0%	49.1%	100.0%	0.0%
Patient & Client Care	10.0%	0.8%	10.8%	1.4%	12.2%	88.8%	11.2%

October 2021

CHI at Temple Street absence by Staff Category	Certified absence	Self-certified absence	Non Covid-19 absence	Covid-19 absence	Total absence rate	% Non Covid-19 absence	% Covid-19 absence
CHI at Temple Street	4.7%	1.1%	5.8%	1.7%	7.5%	77.4%	22.6%
Medical & Dental	1.5%	0.0%	1.6%	0.0%	1.6%	100.0%	0.0%
Nursing & Midwifery	4.4%	1.9%	6.3%	2.2%	8.5%	73.7%	26.3%
Health & Social Care Professionals	5.7%	0.9%	6.6%	1.5%	8.1%	81.7%	18.3%
Management & Administrative	6.0%	0.7%	6.7%	1.8%	8.5%	78.8%	21.2%
General Support	7.4%	1.7%	9.2%	1.9%	11.1%	82.5%	17.5%
Patient & Client Care	6.7%	1.8%	8.4%	4.3%	12.7%	66.3%	33.7%

October 2021

CHI Corporate absence by Staff Category	Certified absence	Self-certified absence	Non Covid-19 absence	Covid-19 absence	Total absence rate	% Non Covid-19 absence	% Covid-19 absence
CHI Corporate	3.2%	0.0%	3.2%	0.0%	3.2%	100.0%	0.0%
Medical & Dental	0.0%	0.0%	0.0%	0.0%	0.0%		
Nursing & Midwifery	0.0%	0.0%	0.0%	0.0%	0.0%		
Health & Social Care Professionals							
Management & Administrative	3.6%	0.0%	3.6%	0.0%	3.6%	100.0%	0.0%
General Support							
Patient & Client Care							

October 2021

CHI Programme absence by Staff Category	Certified absence	Self-certified absence	Non Covid-19 absence	Covid-19 absence	Total absence rate	% Non Covid-19 absence	% Covid-19 absence
CHI Programme	0.8%	0.0%	0.8%	0.0%	0.8%	100.0%	0.0%
Medical & Dental	0.0%	0.0%	0.0%	0.0%	0.0%		
Nursing & Midwifery	0.0%	0.0%	0.0%	0.0%	0.0%		
Health & Social Care Professionals	0.0%	0.0%	0.0%	0.0%	0.0%		
Management & Administrative	0.9%	0.0%	0.9%	0.0%	0.9%	100.0%	0.0%
General Support							
Patient & Client Care							

October 2021

Connolly Hospital absence by Staff Category	Certified absence	Self-certified absence	Non Covid-19 absence	Covid-19 absence	Total absence rate	% Non Covid-19 absence	% Covid-19 absence
Connolly Hospital	3.9%	0.8%	4.7%	1.0%	5.7%	82.7%	17.3%
Medical & Dental	0.9%	0.1%	1.0%	0.5%	1.5%	67.7%	32.3%
Nursing & Midwifery	4.2%	1.0%	5.2%	1.0%	6.2%	83.3%	16.7%
Health & Social Care Professionals	2.7%	0.6%	3.4%	1.4%	4.7%	71.5%	28.5%
Management & Administrative	5.8%	0.6%	6.4%	1.1%	7.5%	85.2%	14.8%
General Support	5.6%	0.7%	6.3%	2.0%	8.3%	75.7%	24.3%
Patient & Client Care	5.0%	1.8%	6.8%	0.2%	7.0%	96.8%	3.2%

October 2021

Coombe Women & Infants University Hospital absence by Staff Category	Certified absence	Self-certified absence	Non Covid-19 absence	Covid-19 absence	Total absence rate	% Non Covid-19 absence	% Covid-19 absence
Coombe Women & Infants University Hospital	2.9%	1.2%	4.1%	2.5%	6.6%	62.5%	37.5%
Medical & Dental	0.2%	0.5%	0.7%	1.1%	1.8%	39.0%	61.0%
Nursing & Midwifery	3.3%	1.8%	5.1%	3.9%	8.9%	56.7%	43.3%
Health & Social Care Professionals	1.3%	0.3%	1.7%	0.8%	2.4%	68.6%	31.4%
Management & Administrative	3.7%	0.9%	4.6%	1.2%	5.8%	78.9%	21.1%
General Support	3.9%	1.1%	5.0%	1.5%	6.5%	77.1%	22.9%
Patient & Client Care	1.6%	0.7%	2.4%	2.5%	4.9%	48.5%	51.5%

October 2021

Cork University Hospital absence by Staff Category	Certified absence	Self-certified absence	Non Covid-19 absence	Covid-19 absence	Total absence rate	% Non Covid-19 absence	% Covid-19 absence
Cork University Hospital	3.8%	0.9%	4.7%	0.8%	5.6%	84.9%	15.1%
Medical & Dental	0.8%	0.0%	0.8%	0.6%	1.4%	58.3%	41.7%
Nursing & Midwifery	4.1%	1.4%	5.5%	0.7%	6.2%	88.8%	11.2%
Health & Social Care Professionals	3.9%	0.7%	4.6%	1.5%	6.1%	75.4%	24.6%
Management & Administrative	3.4%	0.8%	4.2%	0.6%	4.8%	87.2%	12.8%
General Support	5.4%	0.6%	6.0%	1.2%	7.2%	83.4%	16.6%
Patient & Client Care	4.9%	0.6%	5.5%	0.5%	6.1%	91.0%	9.0%

October 2021

Croom Orthopaedic Hospital absence by Staff Category	Certified absence	Self-certified absence	Non Covid-19 absence	Covid-19 absence	Total absence rate	% Non Covid-19 absence	% Covid-19 absence
Croom Orthopaedic Hospital	8.2%	0.9%	9.0%	0.8%	9.8%	91.9%	8.1%
Medical & Dental	0.0%	0.0%	0.0%	0.0%	0.0%		
Nursing & Midwifery	9.8%	0.8%	10.6%	1.0%	11.6%	91.0%	9.0%
Health & Social Care Professionals	15.4%	0.0%	15.4%	0.0%	15.4%	100.0%	0.0%
Management & Administrative	3.5%	0.6%	4.1%	0.0%	4.1%	100.0%	0.0%
General Support	6.6%	1.2%	7.8%	0.3%	8.1%	96.0%	4.0%
Patient & Client Care	11.6%	1.1%	12.8%	1.5%	14.3%	89.2%	10.8%

October 2021

Ennis Hospital absence by Staff Category	Certified absence	Self-certified absence	Non Covid-19 absence	Covid-19 absence	Total absence rate	% Non Covid-19 absence	% Covid-19 absence
Ennis Hospital	7.5%	0.6%	8.1%	1.7%	9.8%	82.5%	17.5%
Medical & Dental	3.3%	0.7%	4.1%	0.6%	4.6%	87.5%	12.5%
Nursing & Midwifery	6.4%	0.7%	7.1%	2.6%	9.7%	72.9%	27.1%
Health & Social Care Professionals	8.6%	0.0%	8.6%	0.3%	8.9%	96.7%	3.3%
Management & Administrative	9.6%	0.9%	10.5%	2.0%	12.5%	84.1%	15.9%
General Support	10.7%	0.2%	11.0%	0.5%	11.4%	95.7%	4.3%
Patient & Client Care	4.3%	0.5%	4.8%	0.5%	5.2%	91.2%	8.8%

October 2021

Galway University Hospitals absence by Staff Category	Certified absence	Self-certified absence	Non Covid-19 absence	Covid-19 absence	Total absence rate	% Non Covid-19 absence	% Covid-19 absence
Galway University Hospitals	2.9%	1.1%	4.0%	1.4%	5.4%	74.3%	25.7%
Medical & Dental	0.0%	0.4%	0.5%	0.3%	0.8%	57.9%	42.1%
Nursing & Midwifery	3.6%	1.5%	5.1%	1.9%	7.1%	72.4%	27.6%
Health & Social Care Professionals	2.7%	1.0%	3.6%	0.8%	4.4%	82.0%	18.0%
Management & Administrative	3.3%	0.8%	4.1%	0.9%	5.0%	82.6%	17.4%
General Support	4.2%	0.6%	4.8%	1.9%	6.7%	71.1%	28.9%
Patient & Client Care	5.6%	1.4%	6.9%	2.7%	9.7%	71.7%	28.3%

October 2021

Letterkenny University Hospital absence by Staff Category	Certified absence	Self-certified absence	Non Covid-19 absence	Covid-19 absence	Total absence rate	% Non Covid-19 absence	% Covid-19 absence
Letterkenny University Hospital	6.3%	0.7%	7.0%	1.9%	8.9%	78.3%	21.7%
Medical & Dental	1.6%	0.4%	2.0%	1.8%	3.8%	52.3%	47.7%
Nursing & Midwifery	7.2%	0.8%	7.9%	2.2%	10.1%	78.7%	21.3%
Health & Social Care Professionals	2.6%	0.9%	3.6%	1.2%	4.7%	75.5%	24.5%
Management & Administrative	5.5%	0.6%	6.1%	2.2%	8.3%	73.6%	26.4%
General Support	8.6%	0.4%	8.9%	1.6%	10.6%	84.6%	15.4%
Patient & Client Care	8.5%	1.2%	9.7%	2.1%	11.8%	82.4%	17.6%

October 2021

Lourdes Orthopaedic Hospital Kilcreene absence by Staff Category	Certified absence	Self-certified absence	Non Covid-19 absence	Covid-19 absence	Total absence rate	% Non Covid-19 absence	% Covid-19 absence
Lourdes Orthopaedic Hospital Kilcreene	3.4%	0.4%	3.8%	0.9%	4.7%	80.0%	20.0%
Medical & Dental	16.6%	0.0%	16.6%	0.0%	16.6%	100.0%	0.0%
Nursing & Midwifery	0.8%	0.0%	0.8%	1.7%	2.5%	30.6%	69.4%
Health & Social Care Professionals							
Management & Administrative	0.0%	0.8%	0.8%	0.0%	0.8%	100.0%	0.0%
General Support	5.4%	1.2%	6.5%	0.0%	6.5%	100.0%	0.0%
Patient & Client Care							

October 2021

Louth County Hospital absence by Staff Category	Certified absence	Self-certified absence	Non Covid-19 absence	Covid-19 absence	Total absence rate	% Non Covid-19 absence	% Covid-19 absence
Louth County Hospital	8.3%	0.8%	9.1%	3.7%	12.8%	70.9%	29.1%
Medical & Dental	0.0%	0.0%	0.0%	0.0%	0.0%		
Nursing & Midwifery	7.2%	0.5%	7.8%	6.3%	14.0%	55.2%	44.8%
Health & Social Care Professionals	0.6%	1.2%	1.7%	0.9%	2.7%	65.0%	35.0%
Management & Administrative	9.1%	1.5%	10.6%	2.6%	13.1%	80.6%	19.4%
General Support	14.6%	0.6%	15.2%	1.0%	16.2%	93.9%	6.1%
Patient & Client Care	6.9%	0.9%	7.7%	5.6%	13.3%	57.9%	42.1%

October 2021

Mallow General Hospital absence by Staff Category	Certified absence	Self-certified absence	Non Covid-19 absence	Covid-19 absence	Total absence rate	% Non Covid-19 absence	% Covid-19 absence
Mallow General Hospital	4.7%	0.4%	5.1%	0.5%	5.6%	90.4%	9.6%
Medical & Dental	0.0%	0.0%	0.0%	0.3%	0.3%	0.0%	100.0%
Nursing & Midwifery	10.2%	0.6%	10.8%	0.0%	10.8%	100.0%	0.0%
Health & Social Care Professionals	1.6%	0.4%	2.0%	3.6%	5.6%	35.1%	64.9%
Management & Administrative	2.3%	0.2%	2.5%	0.6%	3.1%	81.1%	18.9%
General Support	2.7%	0.8%	3.5%	0.0%	3.5%	100.0%	0.0%
Patient & Client Care	3.4%	0.5%	4.0%	0.0%	4.0%	100.0%	0.0%

October 2021

Mater Misericordiae University Hospital absence by Staff Category	Certified absence	Self-certified absence	Non Covid-19 absence	Covid-19 absence	Total absence rate	% Non Covid-19 absence	% Covid-19 absence
Mater Misericordiae University Hospital	3.4%	0.4%	3.9%	0.8%	4.7%	82.7%	17.3%
Medical & Dental	0.2%	0.1%	0.3%	0.5%	0.8%	38.3%	61.7%
Nursing & Midwifery	3.5%	0.5%	4.0%	0.9%	4.8%	82.5%	17.5%
Health & Social Care Professionals	3.2%	0.4%	3.6%	0.9%	4.5%	79.5%	20.5%
Management & Administrative	3.9%	0.6%	4.5%	1.0%	5.4%	82.1%	17.9%
General Support	6.6%	0.5%	7.1%	0.4%	7.5%	94.2%	5.8%
Patient & Client Care	5.9%	0.6%	6.5%	1.2%	7.7%	84.6%	15.4%

October 2021

Mayo University Hospital absence by Staff Category	Certified absence	Self-certified absence	Non Covid-19 absence	Covid-19 absence	Total absence rate	% Non Covid-19 absence	% Covid-19 absence
Mayo University Hospital	3.9%	1.1%	5.0%	1.4%	6.3%	78.5%	21.5%
Medical & Dental	0.4%	0.3%	0.7%	0.8%	1.4%	46.6%	53.4%
Nursing & Midwifery	4.3%	1.8%	6.1%	1.4%	7.5%	81.7%	18.3%
Health & Social Care Professionals	2.8%	0.6%	3.3%	2.1%	5.5%	60.9%	39.1%
Management & Administrative	5.2%	0.6%	5.7%	1.6%	7.4%	78.1%	21.9%
General Support	5.8%	0.3%	6.0%	0.8%	6.9%	87.7%	12.3%
Patient & Client Care	6.4%	1.0%	7.4%	1.3%	8.7%	85.2%	14.8%

October 2021

Mercy University Hospital absence by Staff Category	Certified absence	Self-certified absence	Non Covid-19 absence	Covid-19 absence	Total absence rate	% Non Covid-19 absence	% Covid-19 absence
Mercy University Hospital	3.8%	1.1%	4.9%	1.1%	6.0%	81.7%	18.3%
Medical & Dental	0.1%	0.4%	0.5%	0.0%	0.5%	100.0%	0.0%
Nursing & Midwifery	3.9%	1.4%	5.2%	1.7%	7.0%	75.2%	24.8%
Health & Social Care Professionals	2.8%	0.4%	3.2%	0.0%	3.2%	100.0%	0.0%
Management & Administrative	3.4%	0.4%	3.9%	0.8%	4.7%	82.2%	17.8%
General Support	0.0%	4.6%	4.6%	0.0%	4.6%	100.0%	0.0%
Patient & Client Care	12.4%	0.8%	13.2%	2.8%	16.0%	82.6%	17.4%

October 2021

Monaghan Hospital absence by Staff Category	Certified absence	Self-certified absence	Non Covid-19 absence	Covid-19 absence	Total absence rate	% Non Covid-19 absence	% Covid-19 absence
Monaghan Hospital	2.8%	0.7%	3.6%	1.4%	5.0%	71.4%	28.6%
Medical & Dental	0.0%	0.0%	0.0%	0.0%	0.0%		
Nursing & Midwifery	2.3%	0.8%	3.1%	1.9%	5.0%	62.5%	37.5%
Health & Social Care Professionals	0.0%	0.7%	0.7%	0.6%	1.3%	55.3%	44.7%
Management & Administrative	3.0%	0.0%	3.0%	0.8%	3.8%	78.9%	21.1%
General Support	0.0%	0.0%	0.0%	0.0%	0.0%		
Patient & Client Care	5.5%	0.9%	6.5%	1.7%	8.2%	78.9%	21.1%

October 2021

MRH Mullingar absence by Staff Category	Certified absence	Self-certified absence	Non Covid-19 absence	Covid-19 absence	Total absence rate	% Non Covid-19 absence	% Covid-19 absence
MRH Mullingar	4.9%	0.8%	5.7%	1.7%	7.4%	76.6%	23.4%
Medical & Dental	0.8%	0.0%	0.8%	0.3%	1.1%	75.5%	24.5%
Nursing & Midwifery	4.9%	1.2%	6.1%	2.2%	8.4%	73.1%	26.9%
Health & Social Care Professionals	3.9%	0.7%	4.6%	1.4%	5.9%	77.2%	22.8%
Management & Administrative	6.3%	0.9%	7.3%	1.3%	8.5%	85.0%	15.0%
General Support	1.2%	0.2%	1.5%	0.8%	2.3%	63.6%	36.4%
Patient & Client Care	8.7%	0.7%	9.4%	2.7%	12.1%	77.8%	22.2%

October 2021

MRH Portlaoise absence by Staff Category	Certified absence	Self-certified absence	Non Covid-19 absence	Covid-19 absence	Total absence rate	% Non Covid-19 absence	% Covid-19 absence
MRH Portlaoise	5.5%	0.8%	6.4%	1.4%	7.8%	82.1%	17.9%
Medical & Dental	0.0%	0.5%	0.5%	0.6%	1.1%	47.0%	53.0%
Nursing & Midwifery	5.8%	1.3%	7.0%	2.3%	9.4%	75.2%	24.8%
Health & Social Care Professionals	8.2%	0.4%	8.6%	0.4%	9.0%	95.2%	4.8%
Management & Administrative	6.1%	0.3%	6.4%	0.8%	7.2%	88.9%	11.1%
General Support	9.2%	0.6%	9.8%	0.4%	10.2%	95.6%	4.4%
Patient & Client Care	6.5%	0.7%	7.2%	1.0%	8.2%	88.0%	12.0%

October 2021

MRH Tullamore absence by Staff Category	Certified absence	Self-certified absence	Non Covid-19 absence	Covid-19 absence	Total absence rate	% Non Covid-19 absence	% Covid-19 absence
MRH Tullamore	7.1%	0.5%	7.6%	2.4%	10.0%	76.1%	23.9%
Medical & Dental	0.2%	0.4%	0.6%	0.0%	0.7%	95.2%	4.8%
Nursing & Midwifery	5.8%	0.7%	6.5%	2.5%	9.0%	71.9%	28.1%
Health & Social Care Professionals	11.5%	0.7%	12.3%	1.1%	13.3%	91.9%	8.1%
Management & Administrative	7.9%	0.2%	8.1%	1.3%	9.4%	86.0%	14.0%
General Support	8.3%	0.2%	8.5%	4.5%	13.1%	65.3%	34.7%
Patient & Client Care	10.5%	0.5%	10.9%	4.4%	15.3%	71.5%	28.5%

October 2021

Naas General Hospital absence by Staff Category	Certified absence	Self-certified absence	Non Covid-19 absence	Covid-19 absence	Total absence rate	% Non Covid-19 absence	% Covid-19 absence
Naas General Hospital	6.4%	0.5%	6.9%	1.6%	8.5%	81.2%	18.8%
Medical & Dental	1.5%	0.0%	1.5%	1.6%	3.1%	48.9%	51.1%
Nursing & Midwifery	7.6%	0.7%	8.3%	2.1%	10.3%	79.9%	20.1%
Health & Social Care Professionals	3.7%	0.3%	4.0%	0.8%	4.8%	83.2%	16.8%
Management & Administrative	4.0%	0.1%	4.2%	0.5%	4.7%	88.5%	11.5%
General Support	2.4%	0.7%	3.1%	0.1%	3.2%	96.8%	3.2%
Patient & Client Care	12.2%	0.8%	13.0%	2.3%	15.3%	84.8%	15.2%

October 2021

National Maternity Hospital absence by Staff Category	Certified absence	Self-certified absence	Non Covid-19 absence	Covid-19 absence	Total absence rate	% Non Covid-19 absence	% Covid-19 absence
National Maternity Hospital	4.0%	0.4%	4.4%	0.7%	5.1%	86.0%	14.0%
Medical & Dental	1.1%	0.0%	1.1%	0.0%	1.1%	100.0%	0.0%
Nursing & Midwifery	5.5%	0.8%	6.3%	1.1%	7.4%	85.1%	14.9%
Health & Social Care Professionals	2.6%	0.4%	2.9%	0.3%	3.2%	91.3%	8.7%
Management & Administrative	3.1%	0.2%	3.3%	1.4%	4.7%	69.4%	30.6%
General Support	4.3%	0.2%	4.5%	0.0%	4.5%	100.0%	0.0%
Patient & Client Care	0.8%	0.0%	0.8%	0.0%	0.8%	100.0%	0.0%

October 2021

National Rehabilitation Hospital absence by Staff Category	Certified absence	Self-certified absence	Non Covid-19 absence	Covid-19 absence	Total absence rate	% Non Covid-19 absence	% Covid-19 absence
National Rehabilitation Hospital	3.5%	0.7%	4.2%	0.9%	5.1%	82.4%	17.6%
Medical & Dental	0.0%	0.0%	0.0%	1.1%	1.1%	0.0%	100.0%
Nursing & Midwifery	3.4%	0.8%	4.3%	0.9%	5.2%	82.5%	17.5%
Health & Social Care Professionals	5.0%	0.5%	5.5%	1.5%	7.0%	78.1%	21.9%
Management & Administrative	2.5%	0.3%	2.9%	0.2%	3.1%	92.8%	7.2%
General Support	1.3%	0.6%	1.9%	1.0%	2.9%	64.2%	35.8%
Patient & Client Care	4.1%	1.1%	5.2%	0.5%	5.7%	91.7%	8.3%

October 2021

Nenagh Hospital absence by Staff Category	Certified absence	Self-certified absence	Non Covid-19 absence	Covid-19 absence	Total absence rate	% Non Covid-19 absence	% Covid-19 absence
Nenagh Hospital	3.6%	0.5%	4.1%	2.9%	7.0%	58.6%	41.4%
Medical & Dental	0.0%	0.0%	0.0%	0.0%	0.0%		
Nursing & Midwifery	2.4%	0.4%	2.8%	4.0%	6.9%	41.4%	58.6%
Health & Social Care Professionals	7.8%	2.1%	9.9%	3.4%	13.3%	74.6%	25.4%
Management & Administrative	5.4%	0.1%	5.5%	0.0%	5.5%	100.0%	0.0%
General Support	6.3%	0.2%	6.5%	3.1%	9.6%	67.7%	32.3%
Patient & Client Care	3.5%	1.0%	4.5%	2.7%	7.1%	62.3%	37.7%

October 2021

Our Lady of Lourdes Hospital absence by Staff Category	Certified absence	Self-certified absence	Non Covid-19 absence	Covid-19 absence	Total absence rate	% Non Covid-19 absence	% Covid-19 absence
Our Lady of Lourdes Hospital	5.2%	0.8%	6.0%	2.0%	8.0%	75.2%	24.8%
Medical & Dental	1.1%	0.0%	1.1%	0.1%	1.2%	88.9%	11.1%
Nursing & Midwifery	6.7%	1.2%	7.9%	2.5%	10.4%	76.2%	23.8%
Health & Social Care Professionals	3.0%	0.5%	3.5%	1.2%	4.7%	74.7%	25.3%
Management & Administrative	5.4%	0.4%	5.8%	3.4%	9.2%	63.4%	36.6%
General Support	7.9%	0.9%	8.8%	1.8%	10.6%	82.7%	17.3%
Patient & Client Care	7.6%	1.3%	8.9%	2.7%	11.6%	76.9%	23.1%

October 2021

Our Lady's Hospital Navan absence by Staff Category	Certified absence	Self-certified absence	Non Covid-19 absence	Covid-19 absence	Total absence rate	% Non Covid-19 absence	% Covid-19 absence
Our Lady's Hospital Navan	4.6%	0.7%	5.4%	1.3%	6.6%	81.0%	19.0%
Medical & Dental	2.1%	0.3%	2.4%	0.7%	3.1%	78.8%	21.2%
Nursing & Midwifery	6.9%	1.2%	8.1%	1.2%	9.3%	86.7%	13.3%
Health & Social Care Professionals	2.1%	0.3%	2.5%	3.0%	5.5%	45.0%	55.0%
Management & Administrative	6.1%	0.2%	6.3%	2.2%	8.5%	73.8%	26.2%
General Support	4.9%	1.3%	6.2%	0.0%	6.2%	100.0%	0.0%
Patient & Client Care	3.7%	0.7%	4.4%	0.5%	5.0%	89.2%	10.8%

October 2021

Portiuncula University Hospital absence by Staff Category	Certified absence	Self-certified absence	Non Covid-19 absence	Covid-19 absence	Total absence rate	% Non Covid-19 absence	% Covid-19 absence
Portiuncula University Hospital	1.4%	1.6%	2.9%	0.9%	3.8%	76.4%	23.6%
Medical & Dental							
Nursing & Midwifery	0.9%	2.2%	3.1%	0.7%	3.9%	80.7%	19.3%
Health & Social Care Professionals	0.1%	0.4%	0.4%	1.1%	1.5%	27.4%	72.6%
Management & Administrative	1.6%	0.6%	2.2%	0.0%	2.3%	98.2%	1.8%
General Support	1.2%	0.8%	2.0%	3.5%	5.5%	35.6%	64.4%
Patient & Client Care	4.7%	2.1%	6.8%	0.0%	6.8%	100.0%	0.0%

October 2021

Roscommon University Hospital absence by Staff Category	Certified absence	Self-certified absence	Non Covid-19 absence	Covid-19 absence	Total absence rate	% Non Covid-19 absence	% Covid-19 absence
Roscommon University Hospital	3.4%	0.8%	4.2%	1.1%	5.3%	79.5%	20.5%
Medical & Dental	0.0%	0.2%	0.2%	0.5%	0.7%	25.0%	75.0%
Nursing & Midwifery	5.3%	0.9%	6.1%	1.9%	8.0%	76.6%	23.4%
Health & Social Care Professionals	4.3%	0.6%	4.8%	1.7%	6.6%	73.9%	26.1%
Management & Administrative	0.1%	0.1%	0.2%	0.6%	0.8%	25.8%	74.2%
General Support	5.2%	1.4%	6.6%	0.2%	6.8%	97.3%	2.7%
Patient & Client Care	0.0%	1.4%	1.4%	0.4%	1.8%	76.7%	23.3%

October 2021

Rotunda Hospital absence by Staff Category	Certified absence	Self-certified absence	Non Covid-19 absence	Covid-19 absence	Total absence rate	% Non Covid-19 absence	% Covid-19 absence
Rotunda Hospital	5.7%	0.5%	6.2%	0.3%	6.4%	96.1%	3.9%
Medical & Dental	0.0%	0.0%	0.0%	0.0%	0.0%		
Nursing & Midwifery	5.9%	0.7%	6.6%	0.0%	6.6%	100.0%	0.0%
Health & Social Care Professionals	3.0%	0.1%	3.0%	0.4%	3.5%	87.7%	12.3%
Management & Administrative	5.5%	0.3%	5.8%	0.8%	6.6%	87.9%	12.1%
General Support	9.9%	1.0%	10.9%	0.6%	11.5%	94.8%	5.2%
Patient & Client Care	11.0%	0.1%	11.1%	0.0%	11.1%	100.0%	0.0%

October 2021

Royal Victoria Eye and Ear Hospital absence by Staff Category	Certified absence	Self-certified absence	Non Covid-19 absence	Covid-19 absence	Total absence rate	% Non Covid-19 absence	% Covid-19 absence
Royal Victoria Eye and Ear Hospital	4.7%	0.5%	5.2%	0.1%	5.3%	97.4%	2.6%
Medical & Dental	0.2%	0.3%	0.5%	0.6%	1.2%	44.8%	55.2%
Nursing & Midwifery	3.9%	0.5%	4.4%	0.0%	4.4%	100.0%	0.0%
Health & Social Care Professionals	13.5%	0.4%	13.9%	0.0%	13.9%	100.0%	0.0%
Management & Administrative	5.5%	0.9%	6.4%	0.0%	6.4%	100.0%	0.0%
General Support	11.5%	0.5%	12.0%	0.0%	12.0%	100.0%	0.0%
Patient & Client Care	5.4%	0.4%	5.8%	0.0%	5.8%	100.0%	0.0%

October 2021

Sligo University Hospital absence by Staff Category	Certified absence	Self-certified absence	Non Covid-19 absence	Covid-19 absence	Total absence rate	% Non Covid-19 absence	% Covid-19 absence
Sligo University Hospital	4.9%	0.7%	5.7%	1.8%	7.5%	75.8%	24.2%
Medical & Dental	2.6%	0.5%	3.1%	0.4%	3.5%	88.9%	11.1%
Nursing & Midwifery	5.9%	1.0%	6.9%	2.3%	9.2%	75.4%	24.6%
Health & Social Care Professionals	3.9%	0.5%	4.3%	1.3%	5.6%	77.1%	22.9%
Management & Administrative	4.9%	0.7%	5.6%	0.4%	6.0%	93.1%	6.9%
General Support	4.2%	0.3%	4.5%	2.4%	6.9%	65.8%	34.2%
Patient & Client Care	6.1%	0.6%	6.7%	3.5%	10.3%	65.5%	34.5%

October 2021

South Infirmary Victoria University Hospital absence by Staff Category	Certified absence	Self-certified absence	Non Covid-19 absence	Covid-19 absence	Total absence rate	% Non Covid-19 absence	% Covid-19 absence
South Infirmary Victoria University Hospital	2.5%	0.8%	3.4%	0.7%	4.0%	83.8%	16.2%
Medical & Dental	0.0%	0.1%	0.1%	0.5%	0.6%	10.0%	90.0%
Nursing & Midwifery	3.0%	0.6%	3.6%	0.7%	4.2%	84.2%	15.8%
Health & Social Care Professionals	3.5%	0.3%	3.8%	0.6%	4.4%	86.1%	13.9%
Management & Administrative	1.5%	1.8%	3.3%	0.2%	3.5%	93.7%	6.3%
General Support	4.2%	0.6%	4.8%	1.5%	6.4%	75.8%	24.2%
Patient & Client Care	3.7%	1.3%	5.0%	0.6%	5.6%	89.5%	10.5%

October 2021

South Tipperary General Hospital absence by Staff Category	Certified absence	Self-certified absence	Non Covid-19 absence	Covid-19 absence	Total absence rate	% Non Covid-19 absence	% Covid-19 absence
South Tipperary General Hospital	6.5%	0.6%	7.1%	1.7%	8.8%	81.2%	18.8%
Medical & Dental	2.6%	0.2%	2.8%	1.7%	4.5%	62.0%	38.0%
Nursing & Midwifery	6.8%	0.8%	7.6%	1.9%	9.5%	80.1%	19.9%
Health & Social Care Professionals	8.1%	1.0%	9.1%	0.8%	9.9%	91.7%	8.3%
Management & Administrative	7.3%	0.4%	7.7%	1.6%	9.3%	82.9%	17.1%
General Support	7.0%	0.5%	7.6%	1.5%	9.1%	83.2%	16.8%
Patient & Client Care	7.7%	0.5%	8.2%	1.3%	9.5%	85.9%	14.1%

October 2021

St. Columcille's Hospital absence by Staff Category	Certified absence	Self-certified absence	Non Covid-19 absence	Covid-19 absence	Total absence rate	% Non Covid-19 absence	% Covid-19 absence
St. Columcille's Hospital	4.7%	0.8%	5.5%	1.0%	6.5%	84.7%	15.3%
Medical & Dental	0.0%	0.1%	0.1%	0.0%	0.1%	100.0%	0.0%
Nursing & Midwifery	5.3%	1.5%	6.8%	1.2%	8.0%	85.0%	15.0%
Health & Social Care Professionals	1.8%	0.2%	2.0%	0.0%	2.0%	100.0%	0.0%
Management & Administrative	6.4%	0.8%	7.2%	1.4%	8.6%	84.1%	15.9%
General Support	4.3%	0.1%	4.4%	1.9%	6.3%	69.5%	30.5%
Patient & Client Care	7.4%	1.1%	8.5%	0.9%	9.3%	90.8%	9.2%

October 2021

St. James's Hospital absence by Staff Category	Certified absence	Self-certified absence	Non Covid-19 absence	Covid-19 absence	Total absence rate	% Non Covid-19 absence	% Covid-19 absence
St. James's Hospital	2.9%	0.7%	3.6%	1.2%	4.8%	75.7%	24.3%
Medical & Dental	0.6%	0.0%	0.6%	0.3%	0.9%	64.6%	35.4%
Nursing & Midwifery	2.9%	1.2%	4.0%	1.4%	5.4%	74.5%	25.5%
Health & Social Care Professionals	2.6%	0.4%	2.9%	1.3%	4.2%	69.3%	30.7%
Management & Administrative	3.8%	0.4%	4.1%	1.4%	5.5%	75.3%	24.7%
General Support	4.2%	0.4%	4.5%	1.3%	5.9%	77.5%	22.5%
Patient & Client Care	5.1%	1.0%	6.0%	1.0%	7.0%	86.4%	13.6%

October 2021

St. John's Hospital Limerick absence by Staff Category	Certified absence	Self-certified absence	Non Covid-19 absence	Covid-19 absence	Total absence rate	% Non Covid-19 absence	% Covid-19 absence
St. John's Hospital Limerick	6.4%	0.2%	6.6%	3.5%	10.1%	65.5%	34.5%
Medical & Dental	1.8%	0.0%	1.8%	0.8%	2.6%	68.7%	31.3%
Nursing & Midwifery	5.8%	0.3%	6.2%	2.4%	8.6%	71.9%	28.1%
Health & Social Care Professionals	3.7%	0.4%	4.1%	0.5%	4.6%	88.2%	11.8%
Management & Administrative	4.1%	0.2%	4.2%	1.7%	5.9%	71.6%	28.4%
General Support	14.4%	0.1%	14.6%	11.7%	26.3%	55.4%	44.6%
Patient & Client Care	8.2%	0.2%	8.4%	4.6%	13.0%	64.3%	35.7%

October 2021

St Luke's General Hospital Kilkenny absence by Staff Category	Certified absence	Self-certified absence	Non Covid-19 absence	Covid-19 absence	Total absence rate	% Non Covid-19 absence	% Covid-19 absence
St Luke's General Hospital Kilkenny	5.4%	0.6%	6.0%	1.9%	7.8%	76.0%	24.0%
Medical & Dental	2.1%	0.1%	2.2%	0.7%	2.9%	76.0%	24.0%
Nursing & Midwifery	7.0%	0.7%	7.7%	1.6%	9.3%	82.4%	17.6%
Health & Social Care Professionals	3.6%	0.4%	4.0%	0.5%	4.5%	89.5%	10.5%
Management & Administrative	2.8%	0.3%	3.1%	1.1%	4.1%	74.3%	25.7%
General Support	5.9%	0.8%	6.7%	4.8%	11.5%	58.3%	41.7%
Patient & Client Care	8.2%	0.6%	8.9%	2.0%	10.8%	81.9%	18.1%

October 2021

St. Luke's Radiation Oncology Network absence by Staff Category	Certified absence	Self-certified absence	Non Covid-19 absence	Covid-19 absence	Total absence rate	% Non Covid-19 absence	% Covid-19 absence
St. Luke's Radiation Oncology Network	3.1%	0.3%	3.4%	2.1%	5.5%	61.4%	38.6%
Medical & Dental	0.4%	0.0%	0.4%	0.7%	1.1%	35.1%	64.9%
Nursing & Midwifery	5.5%	0.8%	6.3%	0.4%	6.7%	94.3%	5.7%
Health & Social Care Professionals	1.9%	0.1%	2.0%	1.7%	3.8%	54.2%	45.8%
Management & Administrative	2.7%	0.2%	3.0%	3.6%	6.6%	45.4%	54.6%
General Support	5.1%	0.3%	5.4%	3.2%	8.6%	62.9%	37.1%
Patient & Client Care	10.0%	0.9%	10.9%	8.3%	19.2%	56.6%	43.4%

October 2021

St. Michael's Hospital absence by Staff Category	Certified absence	Self-certified absence	Non Covid-19 absence	Covid-19 absence	Total absence rate	% Non Covid-19 absence	% Covid-19 absence
St. Michael's Hospital	2.7%	0.4%	3.2%	2.4%	5.6%	56.7%	43.3%
Medical & Dental	0.0%	0.4%	0.4%	0.3%	0.8%	54.3%	45.7%
Nursing & Midwifery	2.9%	0.5%	3.3%	3.1%	6.4%	52.0%	48.0%
Health & Social Care Professionals	3.9%	0.6%	4.5%	4.7%	9.2%	49.0%	51.0%
Management & Administrative	0.6%	0.3%	0.9%	1.9%	2.8%	32.7%	67.3%
General Support	4.8%	0.2%	5.0%	1.8%	6.9%	73.3%	26.7%
Patient & Client Care	5.1%	0.6%	5.7%	0.0%	5.7%	100.0%	0.0%

October 2021

St. Vincent's University Hospital absence by Staff Category	Certified absence	Self-certified absence	Non Covid-19 absence	Covid-19 absence	Total absence rate	% Non Covid-19 absence	% Covid-19 absence
St. Vincent's University Hospital	2.8%	0.4%	3.2%	5.2%	8.4%	38.3%	61.7%
Medical & Dental	0.2%	0.1%	0.2%	5.8%	6.0%	4.0%	96.0%
Nursing & Midwifery	3.1%	0.6%	3.7%	3.6%	7.2%	50.6%	49.4%
Health & Social Care Professionals	1.9%	0.2%	2.1%	8.7%	10.8%	19.5%	80.5%
Management & Administrative	3.2%	0.2%	3.4%	6.6%	10.0%	33.9%	66.1%
General Support	6.0%	0.5%	6.6%	4.9%	11.4%	57.5%	42.5%
Patient & Client Care	4.0%	0.7%	4.7%	3.0%	7.7%	61.2%	38.8%

October 2021

Tallaght University Hospital absence by Staff Category	Certified absence	Self-certified absence	Non Covid-19 absence	Covid-19 absence	Total absence rate	% Non Covid-19 absence	% Covid-19 absence
Tallaght University Hospital	4.5%	0.6%	5.0%	2.5%	7.6%	66.5%	33.5%
Medical & Dental	1.4%	0.2%	1.6%	2.1%	3.7%	44.2%	55.8%
Nursing & Midwifery	4.2%	0.7%	4.9%	2.4%	7.2%	67.2%	32.8%
Health & Social Care Professionals	5.1%	0.5%	5.6%	2.6%	8.3%	68.1%	31.9%
Management & Administrative	6.0%	0.5%	6.4%	1.9%	8.3%	77.6%	22.4%
General Support	5.6%	0.8%	6.4%	4.0%	10.4%	61.3%	38.7%
Patient & Client Care	4.6%	0.5%	5.1%	3.2%	8.3%	61.6%	38.4%

October 2021

UH Kerry absence by Staff Category	Certified absence	Self-certified absence	Non Covid-19 absence	Covid-19 absence	Total absence rate	% Non Covid-19 absence	% Covid-19 absence
UH Kerry	4.8%	0.9%	5.7%	0.9%	6.6%	87.0%	13.0%
Medical & Dental	3.4%	0.6%	4.0%	0.0%	4.0%	100.0%	0.0%
Nursing & Midwifery	6.0%	1.7%	7.6%	1.1%	8.7%	87.6%	12.4%
Health & Social Care Professionals	2.9%	0.5%	3.4%	0.9%	4.3%	78.8%	21.2%
Management & Administrative	8.2%	0.2%	8.4%	1.5%	9.8%	85.2%	14.8%
General Support	2.5%	0.1%	2.6%	0.6%	3.3%	80.3%	19.7%
Patient & Client Care							

October 2021

UH Limerick absence by Staff Category	Certified absence	Self-certified absence	Non Covid-19 absence	Covid-19 absence	Total absence rate	% Non Covid-19 absence	% Covid-19 absence
UH Limerick	5.6%	0.7%	6.3%	1.6%	7.9%	79.8%	20.2%
Medical & Dental	1.1%	0.1%	1.3%	0.3%	1.6%	81.0%	19.0%
Nursing & Midwifery	5.3%	1.0%	6.4%	1.9%	8.3%	77.1%	22.9%
Health & Social Care Professionals	3.2%	0.6%	3.9%	1.8%	5.6%	68.5%	31.5%
Management & Administrative	4.0%	0.5%	4.5%	0.9%	5.4%	82.7%	17.3%
General Support	9.6%	0.7%	10.3%	2.3%	12.6%	81.9%	18.1%
Patient & Client Care	13.1%	1.1%	14.2%	2.3%	16.4%	86.2%	13.8%

October 2021

UH Waterford absence by Staff Category	Certified absence	Self-certified absence	Non Covid-19 absence	Covid-19 absence	Total absence rate	% Non Covid-19 absence	% Covid-19 absence
UH Waterford	4.5%	0.5%	5.0%	1.3%	6.3%	79.7%	20.3%
Medical & Dental	0.3%	0.2%	0.6%	0.4%	0.9%	59.8%	40.2%
Nursing & Midwifery	5.3%	0.6%	5.9%	1.0%	6.9%	86.0%	14.0%
Health & Social Care Professionals	4.7%	0.5%	5.2%	1.0%	6.2%	83.8%	16.2%
Management & Administrative	5.4%	0.6%	6.0%	1.6%	7.6%	78.8%	21.2%
General Support	6.5%	0.4%	7.0%	3.5%	10.5%	66.3%	33.7%
Patient & Client Care	6.1%	0.9%	7.0%	1.7%	8.7%	80.2%	19.8%

October 2021

UMH Limerick absence by Staff Category	Certified absence	Self-certified absence	Non Covid-19 absence	Covid-19 absence	Total absence rate	% Non Covid-19 absence	% Covid-19 absence
UMH Limerick	10.7%	0.8%	11.4%	0.6%	12.1%	95.0%	5.0%
Medical & Dental	1.2%	0.3%	1.5%	1.0%	2.5%	60.3%	39.7%
Nursing & Midwifery	12.7%	1.0%	13.7%	0.7%	14.3%	95.4%	4.6%
Health & Social Care Professionals	27.3%	0.0%	27.3%	0.0%	27.3%	100.0%	0.0%
Management & Administrative	3.1%	0.1%	3.3%	0.2%	3.5%	93.7%	6.3%
General Support	11.4%	0.8%	12.2%	0.5%	12.7%	96.3%	3.7%
Patient & Client Care	13.5%	1.0%	14.6%	0.4%	14.9%	97.5%	2.5%

October 2021

Wexford General Hospital absence by Staff Category	Certified absence	Self-certified absence	Non Covid-19 absence	Covid-19 absence	Total absence rate	% Non Covid-19 absence	% Covid-19 absence
Wexford General Hospital	6.1%	0.6%	6.6%	1.9%	8.6%	77.3%	22.7%
Medical & Dental	0.5%	0.2%	0.7%	0.3%	1.1%	68.7%	31.3%
Nursing & Midwifery	6.6%	0.5%	7.2%	1.9%	9.1%	78.8%	21.2%
Health & Social Care Professionals	6.0%	0.4%	6.4%	1.5%	7.9%	81.2%	18.8%
Management & Administrative	4.6%	0.6%	5.1%	0.5%	5.7%	90.4%	9.6%
General Support	10.0%	0.7%	10.7%	3.8%	14.5%	74.1%	25.9%
Patient & Client Care	7.0%	1.0%	8.0%	3.2%	11.3%	71.2%	28.8%

Acute Hospital Services

Year/ month	Medical & Dental	Nursing & Midwifery	Health & Social Care Professionals	Management & Administrative	General Support	Patient & Client Care	Certified absence	Self-certified absence	Non Covid-19 absence	Covid-19 absence	Total absence rate
2021	1.7%	6.8%	4.1%	5.1%	7.6%	8.6%	3.6%	0.5%	4.1%	1.6%	5.7%
Oct 2021	1.9%	7.5%	5.7%	6.4%	8.9%	9.6%	4.3%	0.7%	5.0%	1.7%	6.7%
Sep 2021	1.6%	6.8%	4.3%	5.4%	7.9%	8.7%	4.0%	0.6%	4.6%	1.1%	5.8%
Aug 2021	1.6%	6.7%	4.3%	5.4%	7.4%	8.9%	3.9%	0.6%	4.5%	1.3%	5.8%
Jul 2021	1.1%	5.9%	3.9%	4.8%	6.7%	7.0%	3.7%	0.5%	4.2%	0.8%	5.0%
Jun 2021	1.0%	5.4%	3.2%	4.0%	6.1%	7.2%	3.5%	0.5%	4.0%	0.5%	4.5%
May 2021	1.0%	5.1%	2.9%	4.0%	5.8%	6.3%	3.2%	0.4%	3.6%	0.6%	4.3%
Apr 2021	1.2%	5.4%	2.9%	3.8%	6.1%	6.8%	3.2%	0.4%	3.6%	0.8%	4.4%
Mar 2021	1.1%	5.9%	3.3%	4.1%	6.5%	7.6%	3.3%	0.4%	3.7%	1.1%	4.8%
Feb 2021	1.7%	7.6%	4.0%	5.6%	8.6%	10.3%	3.5%	0.5%	4.1%	2.3%	6.3%
Jan 2021	4.5%	12.2%	6.4%	8.0%	12.3%	13.6%	3.6%	0.5%	4.1%	5.9%	9.9%
2020	2.1%	7.2%	4.4%	5.4%	7.5%	8.8%	3.8%	0.4%	4.2%	1.8%	6.0%
Dec 2020	2.2%	7.5%	3.8%	5.4%	7.3%	8.8%	3.7%	0.4%	4.1%	2.0%	6.0%
Nov 2020	1.9%	7.0%	3.9%	5.0%	7.4%	8.7%	3.5%	0.4%	3.9%	1.8%	5.8%
Oct 2020	2.1%	7.1%	4.8%	5.4%	7.5%	8.6%	3.7%	0.4%	4.1%	1.9%	6.0%
Sep 2020	1.7%	6.6%	4.5%	5.1%	7.1%	7.9%	3.8%	0.5%	4.3%	1.3%	5.5%
Aug 2020	1.2%	5.6%	3.7%	4.8%	7.0%	7.1%	3.7%	0.4%	4.2%	0.7%	4.9%
Jul 2020	0.9%	5.2%	3.4%	4.3%	6.6%	6.6%	3.4%	0.4%	3.8%	0.7%	4.5%
Jun 2020	1.2%	5.6%	3.1%	4.3%	6.5%	7.0%	3.4%	0.4%	3.7%	0.9%	4.7%
May 2020	2.2%	8.1%	4.4%	5.3%	7.9%	10.6%	3.8%	0.3%	4.1%	2.5%	6.6%
Apr 2020	5.5%	14.2%	7.5%	7.9%	11.3%	16.5%	4.2%	0.3%	4.6%	6.5%	11.1%
Mar 2020	4.4%	8.8%	6.7%	7.3%	9.0%	9.9%	4.0%	0.5%	4.5%	3.3%	7.8%
Feb 2020	1.2%	4.8%	3.4%	4.7%	6.4%	6.3%	3.9%	0.6%	4.4%		4.4%
Jan 2020	1.1%	5.3%	3.8%	5.1%	6.6%	7.5%	4.2%	0.6%	4.8%		4.8%
2019	1.1%	4.9%	3.4%	4.3%	6.1%	6.4%	3.8%	0.6%	4.3%		4.3%
Dec 2019	1.2%	5.4%	3.7%	4.7%	6.5%	7.2%	4.0%	0.7%	4.8%		4.8%
Nov 2019	1.1%	5.1%	3.6%	4.5%	6.3%	6.3%	3.9%	0.6%	4.5%		4.5%
Oct 2019	1.1%	5.1%	3.3%	4.4%	6.1%	6.3%	3.9%	0.6%	4.4%		4.4%
Sep 2019	1.0%	4.9%	3.6%	4.4%	6.3%	6.2%	3.8%	0.5%	4.3%		4.3%
Aug 2019	1.0%	4.6%	3.2%	4.3%	5.9%	6.3%	3.7%	0.5%	4.2%		4.2%
Jul 2019	0.9%	4.6%	3.2%	4.2%	5.8%	6.4%	3.7%	0.5%	4.1%		4.1%
Jun 2019	1.1%	4.6%	3.3%	3.9%	6.1%	7.1%	3.6%	0.6%	4.2%		4.2%

May 2019	1.1%	4.5%	3.3%	3.9%	5.7%	6.0%	3.5%	0.5%	4.0%		4.0%
Apr 2019	1.2%	4.6%	3.3%	3.9%	5.8%	6.2%	3.6%	0.5%	4.1%		4.1%
Mar 2019	1.0%	4.5%	3.4%	3.9%	6.1%	5.6%	3.5%	0.6%	4.1%		4.1%
Feb 2019	1.1%	5.4%	3.3%	4.6%	5.9%	6.6%	3.8%	0.8%	4.6%		4.6%
Jan 2019	1.0%	5.3%	3.5%	4.8%	6.5%	6.8%	4.0%	0.7%	4.7%		4.7%
2018	1.0%	4.7%	3.2%	4.2%	6.0%	6.6%	3.7%	0.5%	4.2%		4.2%

Acute Hospital Services

Year/ month	CHI	DMLHG	IEHG	RCSI	Saolta	SSWHG	ULHG	other Acute	Acute Services absence rate	Certified absence	Self-certified absence	Non Covid-19 absence	Covid-19 absence	Total absence rate
2021	5.3%	5.6%	5.3%	6.2%	5.7%	5.5%	7.7%	4.1%	5.7%	3.6%	0.5%	4.1%	1.6%	5.7%
Oct 2021	6.9%	6.5%	6.6%	7.0%	6.4%	6.0%	8.5%	5.1%	6.7%	4.3%	0.7%	5.0%	1.7%	6.65%
Sep 2021	5.6%	5.6%	5.3%	6.3%	5.7%	5.5%	7.7%	4.0%	5.8%	4.0%	0.6%	4.6%	1.1%	5.78%
Aug 2021	5.8%	5.5%	5.8%	6.2%	5.5%	5.2%	7.5%	4.8%	5.8%	3.9%	0.6%	4.5%	1.3%	5.75%
Jul 2021	5.1%	4.8%	4.6%	5.0%	5.0%	4.8%	6.4%	3.7%	5.0%	3.7%	0.5%	4.2%	0.8%	4.96%
Jun 2021	4.6%	4.7%	4.1%	4.8%	4.5%	4.3%	5.9%	2.7%	4.5%	3.5%	0.5%	4.0%	0.5%	4.54%
May 2021	4.2%	4.3%	4.1%	4.6%	4.0%	4.2%	4.9%	3.2%	4.3%	3.2%	0.4%	3.6%	0.6%	4.26%
Apr 2021	4.3%	4.7%	3.9%	4.4%	4.4%	4.3%	5.6%	3.6%	4.4%	3.2%	0.4%	3.6%	0.8%	4.43%
Mar 2021	4.1%	4.9%	4.3%	5.2%	4.6%	4.8%	6.5%	2.9%	4.8%	3.3%	0.4%	3.7%	1.1%	4.82%
Feb 2021	4.5%	6.4%	5.6%	7.0%	6.5%	5.7%	9.4%	5.0%	6.3%	3.5%	0.5%	4.1%	2.3%	6.32%
Jan 2021	7.6%	8.8%	9.1%	11.6%	10.5%	9.5%	14.1%	5.4%	9.9%	3.6%	0.5%	4.1%	5.9%	9.94%
2020	5.7%	6.4%	5.6%	6.3%	5.7%	5.5%	8.2%	5.2%	6.0%	3.8%	0.4%	4.2%	1.8%	6.0%
Dec 2020	5.7%	6.1%	5.3%	6.6%	6.8%	5.4%	7.3%	3.2%	6.0%	3.7%	0.4%	4.1%	2.0%	6.05%
Nov 2020	4.9%	6.4%	4.8%	6.2%	5.7%	5.0%	8.9%	4.1%	5.8%	3.5%	0.4%	3.9%	1.8%	5.76%
Oct 2020	5.7%	6.4%	4.8%	6.9%	5.4%	6.4%	7.2%	4.7%	6.0%	3.7%	0.4%	4.1%	1.9%	6.02%
Sep 2020	5.7%	6.3%	4.6%	6.0%	5.1%	5.0%	7.3%	6.1%	5.5%	3.8%	0.5%	4.3%	1.3%	5.55%
Aug 2020	4.7%	5.1%	5.3%	4.2%	4.4%	4.4%	7.7%	4.1%	4.9%	3.7%	0.4%	4.2%	0.7%	4.87%
Jul 2020	4.6%	4.7%	4.4%	4.1%	4.3%	4.1%	6.9%	3.5%	4.5%	3.4%	0.4%	3.8%	0.7%	4.51%
Jun 2020	4.3%	4.7%	4.5%	4.7%	4.5%	4.3%	6.7%	3.7%	4.7%	3.4%	0.4%	3.7%	0.9%	4.66%
May 2020	5.2%	7.5%	6.9%	6.8%	6.0%	5.4%	9.0%	5.7%	6.6%	3.8%	0.3%	4.1%	2.5%	6.60%
Apr 2020	8.9%	12.1%	10.8%	14.2%	9.3%	9.2%	13.4%	8.5%	11.1%	4.2%	0.3%	4.6%	6.5%	11.09%
Mar 2020	8.7%	8.3%	6.9%	7.6%	7.5%	7.4%	10.4%	7.6%	7.8%	4.0%	0.5%	4.5%	3.3%	7.81%
Feb 2020	4.5%	4.3%	4.1%	4.1%	4.4%	4.5%	6.4%	4.6%	4.4%	3.9%	0.6%	4.4%		4.43%
Jan 2020	4.7%	4.8%	4.3%	4.4%	5.0%	4.8%	7.3%	6.2%	4.8%	4.2%	0.6%	4.8%		4.83%
2019	4.2%	4.3%	3.8%	4.0%	4.6%	4.4%	6.3%	3.9%	4.3%	3.8%	0.6%	4.3%		4.3%
Dec 2019	5.3%	4.9%	4.2%	4.3%	4.9%	4.7%	7.4%	4.5%	4.8%	4.0%	0.7%	4.8%		4.79%
Nov 2019	4.6%	4.4%	3.9%	4.3%	4.8%	4.5%	6.4%	4.3%	4.5%	3.9%	0.6%	4.5%		4.50%
Oct 2019	4.4%	4.2%	3.9%	4.0%	4.8%	4.4%	6.8%	3.3%	4.4%	3.9%	0.6%	4.4%		4.42%
Sep 2019	4.3%	4.0%	4.1%	4.1%	4.6%	4.3%	6.3%	3.5%	4.3%	3.8%	0.5%	4.3%		4.34%
Aug 2019	3.8%	4.2%	3.5%	3.9%	4.6%	4.2%	6.4%	3.8%	4.2%	3.7%	0.5%	4.2%		4.18%
Jul 2019	3.6%	3.9%	3.6%	3.6%	4.8%	4.4%	6.1%	4.6%	4.1%	3.7%	0.5%	4.1%		4.14%
Jun 2019	3.8%	4.0%	3.7%	4.3%	4.3%	4.5%	6.0%	3.1%	4.2%	3.6%	0.6%	4.2%		4.23%
May 2019	3.7%	3.9%	3.3%	3.9%	4.3%	4.5%	5.8%	3.1%	4.0%	3.5%	0.5%	4.0%		4.04%
Apr 2019	3.9%	4.2%	3.5%	3.9%	4.2%	4.2%	5.8%	4.1%	4.1%	3.6%	0.5%	4.1%		4.10%
Mar 2019	4.4%	3.9%	3.7%	3.8%	4.0%	4.1%	5.8%	4.1%	4.1%	3.5%	0.6%	4.1%		4.05%
Feb 2019	4.8%	4.7%	3.9%	4.3%	4.7%	4.3%	6.8%	4.3%	4.6%	3.8%	0.8%	4.6%		4.56%
Jan 2019	4.2%	4.7%	4.0%	4.2%	5.2%	4.8%	6.6%	4.6%	4.7%	4.0%	0.7%	4.7%		4.66%

