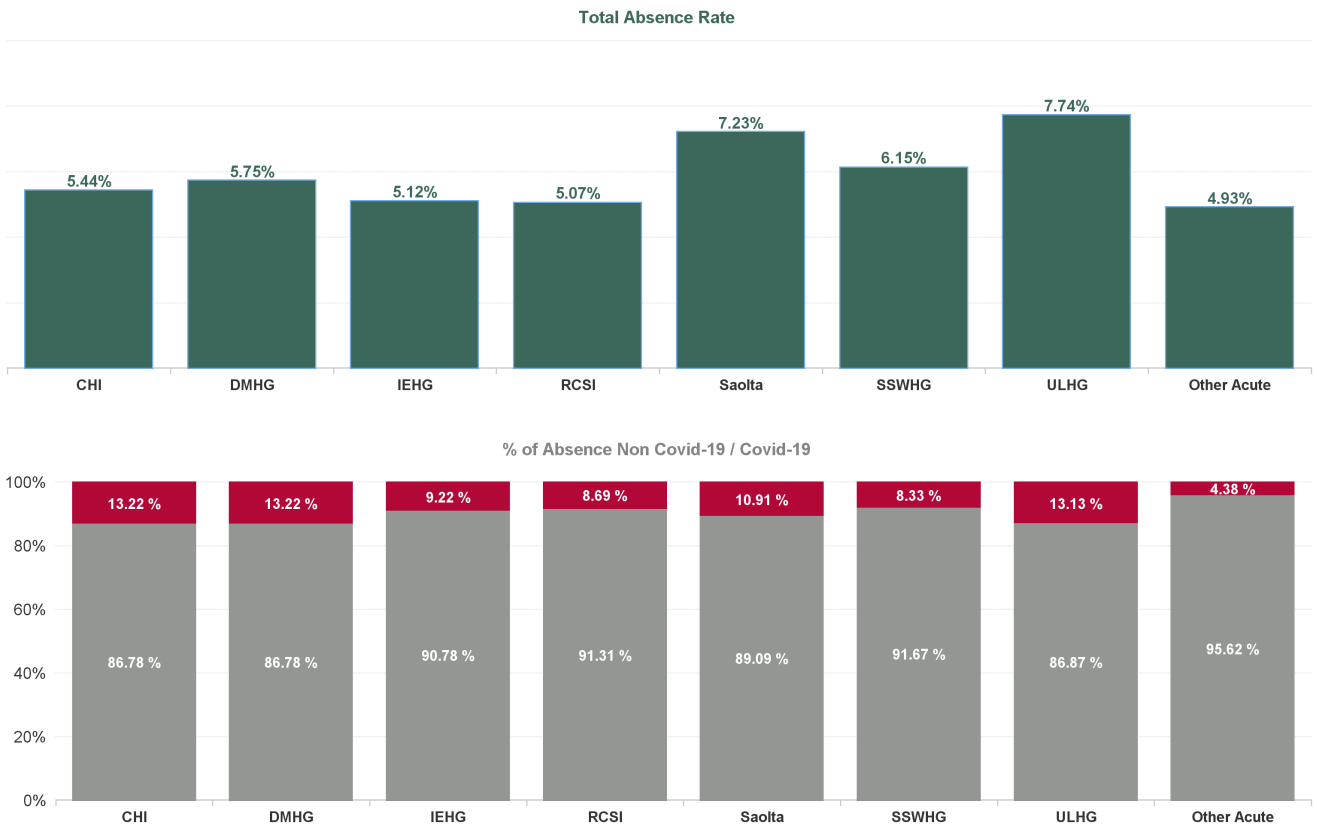


August 2024

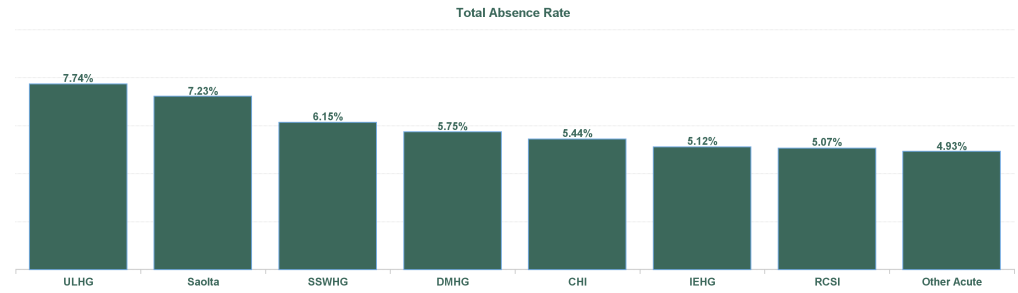
Health Service Absence Rate - by Staff Category: Aug 2024	Certified absence	Self- certified absence	Non Covid-19 absence	Covid-19 Absence	Total absence rate	% Non Covid-19 absence	% Covid-19 absence
Acute	4.69%	0.57%	5.26%	0.63%	5.89%	89.38%	10.62%
Medical & Dental	1.09%	0.23%	1.32%	0.15%	1.47%	89.96%	10.04%
Nursing & Midwifery	4.94%	0.80%	5.74%	0.70%	6.44%	89.10%	10.90%
Health & Social Care Professionals	4.04%	0.38%	4.42%	0.69%	5.11%	86.50%	13.50%
Management & Administrative	5.20%	0.34%	5.54%	0.60%	6.13%	90.24%	9.76%
General Support	6.99%	0.58%	7.57%	0.80%	8.37%	90.42%	9.58%
Patient & Client Care	7.36%	0.75%	8.11%	0.89%	9.00%	90.07%	9.93%

Health Service Absence Rate - by Hospital Group: Aug 2024	Certified absence	Self- certified absence	Non Covid-19 absence	Covid-19 Absence	Total absence rate	% Non Covid-19 absence	% Covid-19 absence
Acute	4.69%	0.57%	5.26%	0.63%	5.89%	89.38%	10.62%
Children's Health Ireland	4.21%	0.51%	4.72%	0.72%	5.44%	86.78%	13.22%
Dublin Midlands Hospital Group	4.29%	0.69%	4.99%	0.76%	5.75%	86.78%	13.22%
Ireland East Hospital Group	4.18%	0.46%	4.64%	0.47%	5.12%	90.78%	9.22%
RCSI Hospitals Group	4.13%	0.50%	4.63%	0.44%	5.07%	91.31%	8.69%
Saolta University Hospital Care Group	5.87%	0.57%	6.44%	0.79%	7.23%	89.09%	10.91%
South/South West Hospital Group	4.96%	0.67%	5.63%	0.51%	6.15%	91.67%	8.33%
University of Limerick Hospital Group	6.11%	0.62%	6.72%	1.02%	7.74%	86.87%	13.13%
Other Acute Services	4.62%	0.09%	4.71%	0.22%	4.93%	95.62%	4.38%



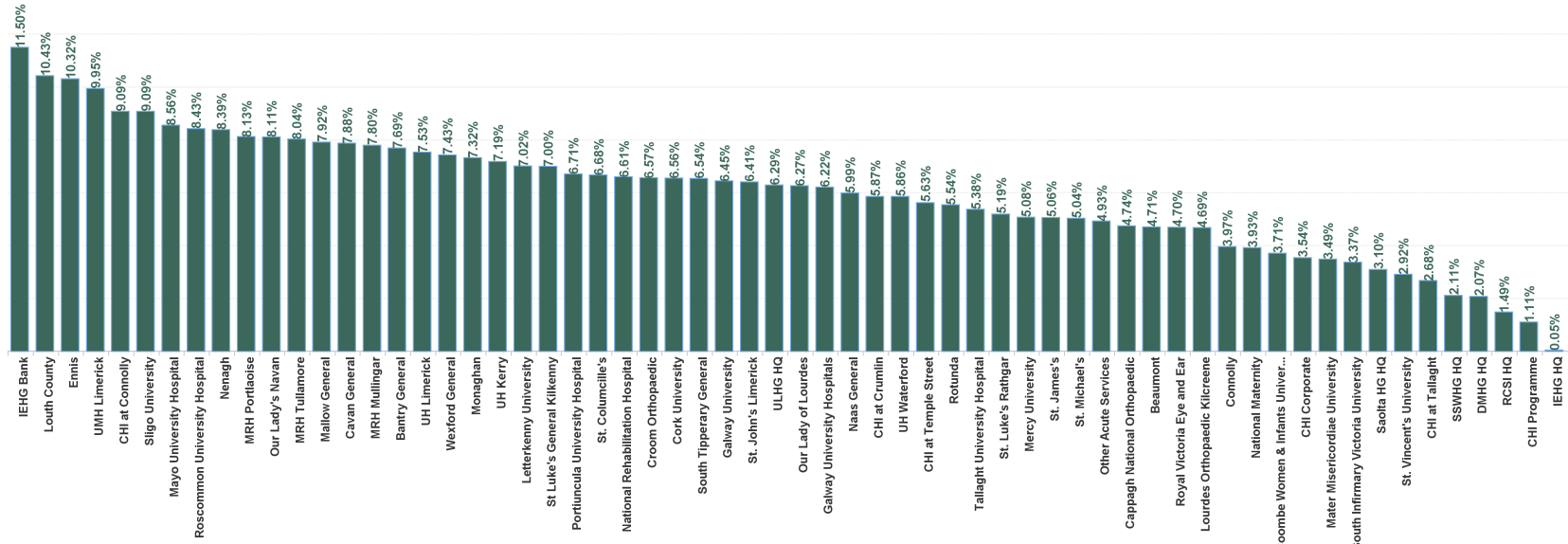
August 2024

Health Service Absence Rate - by HG, CHO/Care Group & Staff Category : Aug 2024	Certified absence	Self- certified absence	Non Covid-19 absence	Covid-19 Absence	Total absence rate	Medical & Dental	Nursing & Midwifery	Health & Social Care Professionals	Management & Administrative	General Support	Patient & Client Care
Acute	4.69%	0.57%	5.26%	0.63%	5.89%	1.47%	6.44%	5.11%	6.13%	8.37%	9.00%
Children's Health Ireland	4.21%	0.51%	4.72%	0.72%	5.44%	1.65%	6.01%	6.41%	5.11%	9.04%	8.73%
Dublin Midlands Hospital Group	4.29%	0.69%	4.99%	0.76%	5.75%	1.51%	6.10%	4.78%	6.26%	6.88%	9.47%
Ireland East Hospital Group	4.18%	0.46%	4.64%	0.47%	5.12%	1.21%	5.29%	4.77%	5.72%	8.04%	6.89%
RCSI Hospitals Group	4.13%	0.50%	4.63%	0.44%	5.07%	1.23%	5.34%	3.80%	5.87%	7.81%	8.09%
Saoita University Hospital Care Group	5.87%	0.57%	6.44%	0.79%	7.23%	1.82%	8.47%	6.88%	6.99%	9.52%	10.39%
South/South West Hospital Group	4.96%	0.67%	5.63%	0.51%	6.15%	1.41%	7.21%	5.70%	5.21%	7.88%	10.08%
University of Limerick Hospital Group	6.11%	0.62%	6.72%	1.02%	7.74%	1.91%	8.23%	5.62%	8.60%	10.92%	10.14%
Other Acute Services	4.62%	0.09%	4.71%	0.22%	4.93%	0.00%	13.90%	0.91%	4.03%		

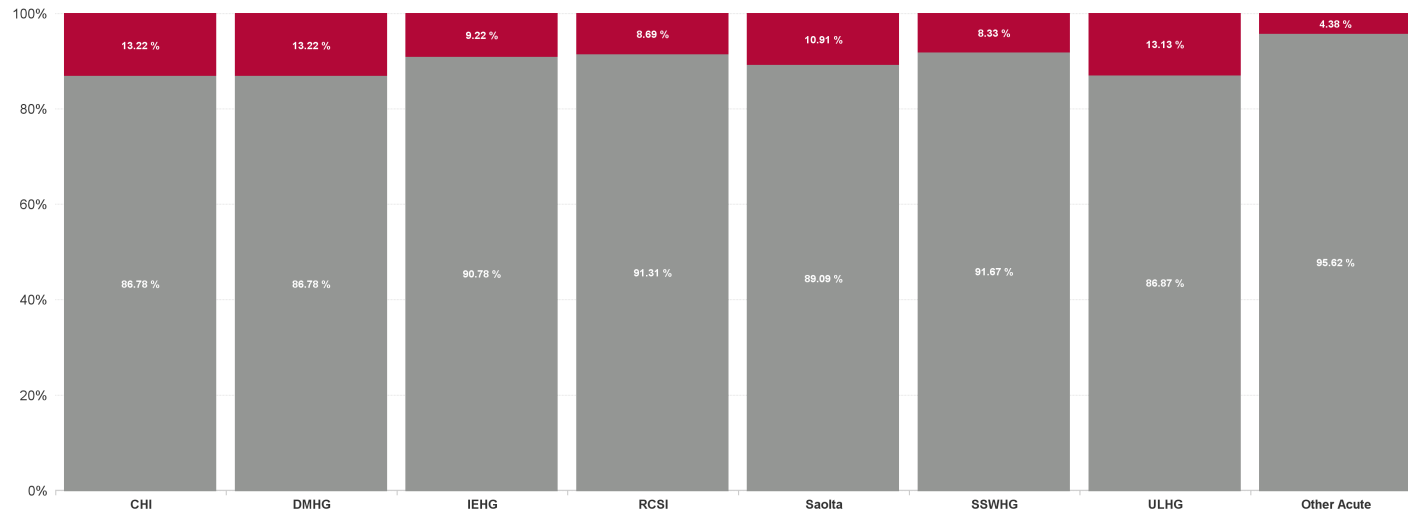


Health Service Absence Rate - by HQ, CHO/Care Group & Staff Category: Aug 2024	Certified absence	Self-certified absence	Non Covid-19 absence	Covid-19 Absence	Total absence rate	Medical & Dental	Nursing & Midwifery	Health & Social Care Professionals	Management & Administrative	General Support	Patient & Client Care
Total	4.69%	0.57%	5.26%	0.63%	5.89%	1.47%	6.44%	5.11%	6.13%	8.37%	9.00%
CHI at Connolly	8.18%	0.50%	8.68%	0.41%	9.09%	1.36%	11.02%	4.57%	11.40%	4.75%	20.77%
CHI at Crumlin	4.32%	0.64%	4.96%	0.91%	5.87%	2.31%	6.27%	6.59%	5.61%	9.23%	7.37%
CHI at Tallaght	1.96%	0.33%	2.29%	0.38%	2.68%	1.18%	2.40%	6.92%	3.84%	0.00%	5.55%
CHI at Temple Street	4.61%	0.41%	5.02%	0.61%	5.63%	0.95%	6.33%	6.81%	6.21%	9.35%	10.75%
CHI Corporate	3.35%	0.19%	3.54%	0.00%	3.54%	0.00%	0.00%	1.19%	4.17%		
CHI Programme	1.11%	0.00%	1.11%	0.00%	1.11%	0.00%	0.00%	0.00%	1.37%	0.00%	
Children's Health Ireland	4.21%	0.51%	4.72%	0.72%	5.44%	1.65%	6.91%	6.41%	5.11%	9.04%	8.73%
Coombe Women & Infants University Hospital	2.00%	1.35%	3.35%	0.36%	3.71%	1.01%	4.82%	1.43%	2.65%	4.81%	5.36%
DMHG HQ	2.00%	0.08%	2.07%	0.00%	2.07%		0.00%	0.00%	2.29%		
MRH Mullingar	6.52%	0.63%	7.15%	0.65%	7.80%	1.88%	8.01%	8.14%	7.45%	13.02%	12.70%
MRH Portlaoise	6.60%	0.61%	7.20%	0.92%	8.13%	2.86%	7.18%	9.18%	13.11%	8.36%	10.82%
MRH Tullamore	6.26%	0.54%	6.81%	1.23%	8.04%	2.38%	8.11%	6.52%	7.20%	12.77%	12.36%
Nass General	4.65%	0.81%	5.46%	0.53%	5.99%	1.27%	5.58%	4.70%	8.04%	2.68%	9.80%
St. James's	3.68%	0.66%	4.36%	0.70%	5.06%	1.15%	5.84%	3.35%	5.42%	6.30%	8.32%
St. Luke's Rathgar	3.71%	0.64%	4.34%	0.85%	5.19%	0.00%	10.15%	4.36%	3.74%	6.96%	18.73%
Tallaght University Hospital	3.93%	0.59%	4.52%	0.86%	5.38%	1.72%	5.21%	6.42%	7.33%	7.07%	6.19%
Dublin Midlands Hospital Group	4.29%	0.69%	4.99%	0.76%	5.75%	1.51%	6.10%	4.78%	6.26%	6.88%	9.47%
IEHG Bank	10.03%	0.37%	10.40%	1.10%	11.50%		12.44%	0.00%			0.00%
IEHG HQ	0.05%	0.00%	0.05%	0.00%	0.05%		0.00%	0.00%	0.06%		
Lourdes Orthopaedic Kilsreene	3.70%	0.58%	4.28%	0.41%	4.69%	14.17%	1.98%		0.00%	9.81%	
National Maternity	3.46%	0.24%	3.70%	0.23%	3.93%	1.63%	4.73%	2.75%	4.24%	4.65%	1.83%
National Rehabilitation Hospital	5.36%	0.61%	5.96%	0.65%	6.61%	0.99%	7.22%	6.07%	6.56%	4.92%	8.54%
Royal Victoria Eye and Ear	3.93%	0.57%	4.51%	0.20%	4.70%	4.68%	7.17%	3.58%	1.94%	1.17%	8.36%
South Tipperary General	5.60%	0.43%	6.03%	0.51%	6.54%	2.87%	5.10%	11.08%	6.49%	9.33%	12.17%
St. Columcille's	5.21%	0.73%	5.94%	0.74%	6.68%	0.87%	8.55%	5.91%	5.02%	4.44%	8.00%
St Luke's General Kilkenny	5.83%	0.47%	6.30%	0.70%	7.00%	0.71%	6.49%	5.25%	7.77%	14.74%	8.64%
St. Michael's	4.08%	0.29%	4.36%	0.67%	5.04%	2.38%	4.97%	1.30%	8.71%	8.17%	0.72%
St. Vincent's University	2.36%	0.34%	2.71%	0.22%	2.92%	0.38%	3.50%	2.50%	3.89%	3.45%	3.89%
UH Waterford	4.78%	0.54%	5.31%	0.55%	5.86%	0.96%	6.02%	5.75%	7.07%	11.34%	8.17%
Wexford General	5.72%	0.80%	6.51%	0.92%	7.43%	1.91%	6.77%	9.06%	11.34%	11.04%	7.29%
Ireland East Hospital Group	4.18%	0.46%	4.64%	0.47%	5.12%	1.21%	5.29%	4.77%	5.72%	8.04%	6.89%
Beaumont	3.84%	0.40%	4.24%	0.47%	4.71%	0.89%	4.64%	3.45%	6.41%	6.48%	8.81%
Cappagh National Orthopaedic	3.87%	0.36%	4.23%	0.51%	4.74%	0.25%	6.38%	5.19%	3.19%	3.78%	6.31%
Cavan General	6.45%	0.66%	7.10%	0.78%	7.88%	3.93%	7.21%	5.34%	10.08%	9.79%	13.56%
Connolly	3.20%	0.51%	3.71%	0.26%	3.97%	0.19%	4.91%	3.47%	4.69%	6.62%	4.40%
Louth County	8.76%	0.43%	9.19%	1.24%	10.43%	0.00%	7.94%	1.58%	13.15%	10.75%	17.77%
Mater Misericordiae University	2.81%	0.40%	3.21%	0.29%	3.49%	1.06%	3.72%	3.55%	4.64%	5.71%	3.28%
Monaghan	6.24%	0.63%	6.87%	0.46%	7.32%	0.00%	8.42%	0.52%	2.60%	13.83%	11.15%
Our Lady of Lourdes	5.07%	0.66%	5.73%	0.54%	6.27%	1.03%	7.51%	4.27%	7.59%	10.96%	8.15%
Our Lady's Navan	6.66%	0.58%	7.24%	0.87%	8.11%	3.64%	9.04%	6.75%	7.70%	6.29%	11.17%
RCSI HQ	1.49%	0.00%	1.49%	0.00%	1.49%	0.00%	0.00%	0.00%	1.85%		
Rolunda	4.56%	0.87%	5.43%	0.11%	5.54%	1.93%	5.24%	2.97%	3.01%	12.65%	9.93%
RCSI Hospitals Group	4.13%	0.50%	4.63%	0.44%	5.07%	1.23%	5.34%	3.80%	5.87%	7.81%	8.09%
Galway University	4.89%	0.40%	5.29%	1.16%	6.45%	1.08%	9.52%	7.17%	2.28%	11.47%	6.84%
Galway University Hospitals	4.96%	0.56%	5.52%	0.70%	6.22%	1.27%	7.54%	6.79%	5.92%	9.35%	11.03%
Letterkenny University	5.60%	0.64%	6.24%	0.78%	7.02%	2.42%	7.97%	5.53%	7.88%	7.50%	8.69%
Mayo University Hospital	7.35%	0.59%	7.94%	0.62%	8.56%	3.27%	10.21%	10.40%	8.56%	9.93%	7.57%
Portluncula University Hospital	5.37%	0.81%	6.18%	0.54%	6.71%	3.12%	7.71%	3.83%	6.67%	6.15%	11.00%
Roscommon University Hospital	6.64%	0.45%	7.10%	1.33%	8.43%	1.05%	9.08%	9.10%	7.51%	9.40%	10.39%
Saolta HG HQ	2.61%	0.04%	2.66%	0.44%	3.10%	0.00%	2.01%	0.00%	3.41%		
Sligo University	7.58%	0.48%	8.07%	1.02%	9.09%	1.76%	9.78%	6.82%	9.62%	12.42%	14.69%
Saolta University Hospital Care Group	5.87%	0.57%	6.44%	0.79%	7.23%	1.82%	8.47%	6.88%	6.99%	9.52%	10.39%
Bantry General	6.78%	0.55%	7.33%	0.37%	7.69%	0.00%	8.63%	1.54%	5.20%	2.48%	13.93%
Cork University	5.36%	0.70%	6.06%	0.51%	6.56%	1.18%	7.72%	6.06%	6.33%	9.44%	11.01%
Mallow General	5.69%	0.57%	6.26%	1.66%	7.92%	0.88%	8.81%	6.00%	7.92%	3.85%	13.48%
Mercy University	4.06%	0.70%	4.76%	0.31%	5.08%	1.39%	5.47%	6.81%	4.36%	6.48%	6.76%
South Infirmary Victoria University	2.58%	0.42%	3.00%	0.38%	3.37%	1.35%	4.49%	0.80%	2.44%	4.74%	6.09%
SSWHG HQ	1.61%	0.50%	2.11%	0.00%	2.11%		0.00%	0.00%	2.40%		
UH Kerry	5.75%	0.81%	6.55%	0.63%	7.19%	2.72%	8.20%	7.11%	8.21%	6.68%	10.06%
South/South West Hospital Group	4.96%	0.67%	5.63%	0.51%	6.15%	1.41%	7.21%	5.70%	5.21%	7.88%	10.08%
Croom Orthopaedic	5.59%	0.38%	5.97%	0.80%	6.57%	0.41%	7.62%	12.06%	5.53%	6.82%	7.01%
Ennis	8.89%	0.69%	9.58%	0.74%	10.32%	2.01%	11.46%	5.49%	11.48%	13.99%	7.96%
Nenagh	6.98%	0.38%	7.35%	1.04%	8.39%	0.80%	10.20%	7.64%	11.10%	6.18%	7.08%
St. John's Limerick	3.24%	0.58%	3.82%	2.59%	6.41%	1.50%	7.09%	0.21%	5.04%	14.86%	5.76%
UH Limerick	5.94%	0.65%	6.59%	0.94%	7.53%	2.03%	8.03%	5.91%	9.20%	9.35%	12.10%
ULHG HQ	5.21%	0.00%	5.21%	1.09%	6.29%		0.00%		6.46%		
UMH Limerick	8.94%	0.64%	9.58%	0.38%	9.95%	1.98%	7.96%	0.00%	7.53%	26.51%	13.46%
University of Limerick Hospital Group	6.11%	0.62%	6.72%	1.02%	7.74%	1.91%	8.23%	5.62%	8.66%	10.92%	10.14%
Other Acute Services	4.62%	0.09%	4.71%	0.22%	4.93%	0.00%	13.90%	0.91%	4.03%		
Acute Services	4.69%	0.57%	5.26%	0.63%	5.89%	1.47%	6.44%	5.11%	6.13%	8.37%	9.00%

Total Absence Rate



% of Absence Non Covid-19 / Covid-19



August 2024

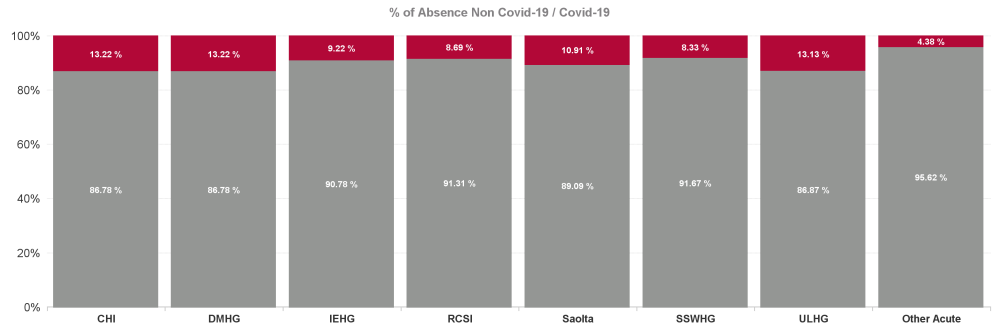
Health Service Covid 19 Absence Rate - by Hospital & Staff Category: Aug 2024	Non Covid-19 absence	Covid-19 absence	Total absence rate	Medical & Dental	Nursing & Midwifery	Health & Social Care Professionals	Management & Administrative	General Support	Patient & Client Care
Acute	5.26%	0.63%	5.89%	0.15%	0.70%	0.69%	0.60%	0.80%	0.89%
CHI at Connolly	8.68%	0.41%	9.09%	0.00%	0.00%	0.30%	1.02%	0.00%	1.53%
CHI at Crumlin	4.96%	0.91%	5.87%	0.60%	0.56%	1.72%	0.99%	1.53%	0.91%
CHI at Tallaght	2.29%	0.38%	2.68%	0.00%	0.70%	0.67%	0.00%	0.00%	0.00%
CHI at Temple Street	5.02%	0.61%	5.63%	0.00%	1.10%	0.48%	0.11%	0.16%	2.23%
CHI Corporate	3.54%	0.00%	3.54%	0.00%	0.00%	0.00%	0.00%		
CHI Programme	1.11%	0.00%	1.11%	0.00%	0.00%	0.00%	0.00%	0.00%	
Children's Health Ireland	4.72%	0.72%	5.44%	0.30%	0.72%	1.20%	0.50%	1.10%	1.22%
Coombe Women & Infants University Hospital	3.35%	0.36%	3.71%	0.28%	0.41%	0.31%	0.37%	0.35%	0.24%
DMHG HQ	2.07%	0.00%	2.07%		0.00%	0.00%	0.00%		
MRH Mullingar	7.15%	0.65%	7.80%	0.17%	0.58%	1.33%	0.79%	0.34%	0.85%
MRH Portlaoise	7.20%	0.92%	8.13%	0.20%	0.91%	1.50%	0.88%	3.30%	0.92%
MRH Tullamore	6.81%	1.23%	8.04%	0.37%	1.40%	1.00%	0.71%	2.60%	1.58%
Naas General	5.46%	0.53%	5.99%	0.13%	0.55%	0.48%	0.60%	0.12%	0.80%
St. James's	4.36%	0.70%	5.06%	0.13%	1.00%	0.53%	0.32%	0.70%	1.05%
St. Luke's Rathgar	4.34%	0.85%	5.19%	0.00%	2.84%	0.78%	0.49%	0.00%	0.63%
Tallaght University Hospital	4.52%	0.86%	5.38%	0.11%	0.88%	0.91%	1.06%	1.59%	0.99%
Dublin Midlands Hospital Group	4.99%	0.76%	5.75%	0.16%	0.93%	0.75%	0.62%	0.96%	1.01%
IEHG Bank	10.40%	1.10%	11.50%		1.19%	0.00%			0.00%
IEHG HQ	0.05%	0.00%	0.05%		0.00%	0.00%	0.00%		
Lourdes Orthopaedic Kilcreene	4.28%	0.41%	4.69%	0.00%	0.00%		0.00%	1.78%	
National Maternity	3.70%	0.23%	3.93%	0.00%	0.27%	0.31%	0.37%	0.18%	0.00%
National Rehabilitation Hospital	5.96%	0.65%	6.61%	0.59%	0.60%	0.47%	0.43%	0.93%	1.01%
Royal Victoria Eye and Ear	4.51%	0.20%	4.70%	0.00%	0.28%	0.00%	0.41%	0.00%	0.00%
South Tipperary General	6.03%	0.51%	6.54%	0.14%	0.33%	0.38%	0.50%	0.49%	2.14%
St. Columcille's	5.94%	0.74%	6.68%	0.00%	0.99%	0.73%	0.71%	0.00%	0.84%
St Luke's General Kilkenny	6.30%	0.70%	7.00%	0.00%	0.63%	0.84%	0.36%	1.38%	1.34%
St. Michael's	4.36%	0.67%	5.04%	0.00%	1.40%	0.00%	0.36%	0.00%	0.00%
St. Vincent's University	2.71%	0.22%	2.92%	0.05%	0.10%	0.47%	0.45%	0.46%	0.02%
UH Waterford	5.31%	0.55%	5.86%	0.11%	0.58%	0.85%	0.51%	1.00%	0.41%
Wexford General	6.51%	0.92%	7.43%	0.61%	1.02%	1.25%	0.49%	1.24%	0.65%
Ireland East Hospital Group	4.64%	0.47%	5.12%	0.11%	0.46%	0.59%	0.44%	0.75%	0.69%
Beaumont	4.24%	0.47%	4.71%	0.01%	0.49%	0.44%	0.76%	0.42%	0.84%
Cappagh National Orthopaedic	4.23%	0.51%	4.74%	0.00%	0.71%	0.47%	0.88%	0.00%	0.19%
Cavan General	7.10%	0.78%	7.88%	0.77%	0.57%	0.96%	0.14%	0.98%	1.81%
Connolly	3.71%	0.26%	3.97%	0.00%	0.45%	0.29%	0.16%	0.28%	0.06%
Louth County	9.19%	1.24%	10.43%	0.00%	1.65%	0.00%	0.27%	1.12%	2.43%
Mater Misericordiae University	3.21%	0.29%	3.49%	0.06%	0.25%	0.37%	0.33%	0.32%	0.78%
Monaghan	6.87%	0.46%	7.32%	0.00%	0.39%	0.00%	0.00%	0.00%	1.04%
Our Lady of Lourdes	5.73%	0.54%	6.27%	0.05%	0.58%	0.46%	0.66%	0.84%	1.14%
Our Lady's Navan	7.24%	0.87%	8.11%	0.64%	1.07%	0.32%	0.64%	0.00%	1.41%

RCSI HQ	1.49%	0.00%	1.49%
Rotunda	5.43%	0.11%	5.54%
RCSI Hospitals Group	4.63%	0.44%	5.07%
Galway University	5.29%	1.16%	6.45%
Galway University Hospitals	5.52%	0.70%	6.22%
Letterkenny University	6.24%	0.78%	7.02%
Mayo University Hospital	7.94%	0.62%	8.56%
Portlincula University Hospital	6.18%	0.54%	6.71%
Roscommon University Hospital	7.10%	1.33%	8.43%
Saolta HG HQ	2.66%	0.44%	3.10%
Sligo University	8.07%	1.02%	9.09%
Saolta University Hospital Care Group	6.44%	0.79%	7.23%
Bantry General	7.33%	0.37%	7.69%
Cork University	6.06%	0.51%	6.56%
Mallow General	6.26%	1.66%	7.92%
Mercy University	4.76%	0.31%	5.08%
South Infirmary Victoria University	3.00%	0.38%	3.37%
SSWHG HQ	2.11%	0.00%	2.11%
UH Kerry	6.55%	0.63%	7.19%
South/South West Hospital Group	5.63%	0.51%	6.15%
Croom Orthopaedic	5.97%	0.60%	6.57%
Ennis	9.58%	0.74%	10.32%
Nenagh	7.35%	1.04%	8.39%
St. John's Limerick	3.82%	2.59%	6.41%
UH Limerick	6.59%	0.94%	7.53%
ULHG HQ	5.21%	1.09%	6.29%
UMH Limerick	9.58%	0.38%	9.95%
University of Limerick Hospital Group	6.72%	1.02%	7.74%
Other Acute Services	4.71%	0.22%	4.93%
Other Acute Services	4.71%	0.22%	4.93%
Acute Services	5.26%	0.63%	5.89%

0.00%	0.00%	0.00%	0.00%		
0.32%	0.09%	0.11%	0.00%	0.13%	0.00%
0.12%	0.45%	0.41%	0.47%	0.44%	0.91%
0.13%	2.29%	1.38%	0.99%	1.03%	0.38%
0.04%	1.00%	0.94%	0.78%	0.62%	0.76%
0.65%	0.67%	0.90%	0.95%	0.95%	0.78%
0.15%	0.84%	0.89%	0.83%	0.66%	0.02%
0.42%	0.61%	0.59%	1.02%	0.26%	0.00%
0.00%	2.11%	1.78%	0.80%	1.15%	0.00%
0.00%	0.00%	0.00%	0.55%		
0.10%	1.45%	0.41%	0.66%	1.52%	1.16%
0.17%	1.05%	0.85%	0.81%	0.94%	0.62%
0.00%	0.34%	0.61%	0.40%	0.93%	0.28%
0.10%	0.52%	0.83%	0.67%	0.31%	1.34%
0.70%	1.15%	0.00%	1.15%	1.20%	4.48%
0.20%	0.27%	0.22%	0.60%	0.28%	0.30%
0.00%	0.49%	0.00%	0.70%	0.11%	0.00%
	0.00%	0.00%	0.00%		
0.27%	0.65%	1.12%	0.60%	0.31%	1.34%
0.14%	0.52%	0.66%	0.62%	0.34%	1.17%
0.00%	0.60%	2.39%	1.54%	0.57%	0.24%
0.00%	1.30%	0.49%	0.16%	0.67%	0.00%
0.00%	1.24%	3.20%	1.03%	1.16%	0.00%
0.88%	2.38%	0.00%	1.32%	9.58%	1.44%
0.08%	1.02%	0.92%	0.95%	1.44%	1.39%
	0.00%		1.11%		
0.00%	0.39%	0.00%	1.27%	0.29%	0.00%
0.11%	1.08%	0.96%	1.00%	1.82%	0.95%
0.00%	0.00%	0.00%	0.33%		
0.00%	0.00%	0.00%	0.33%		
0.15%	0.70%	0.69%	0.60%	0.80%	0.89%

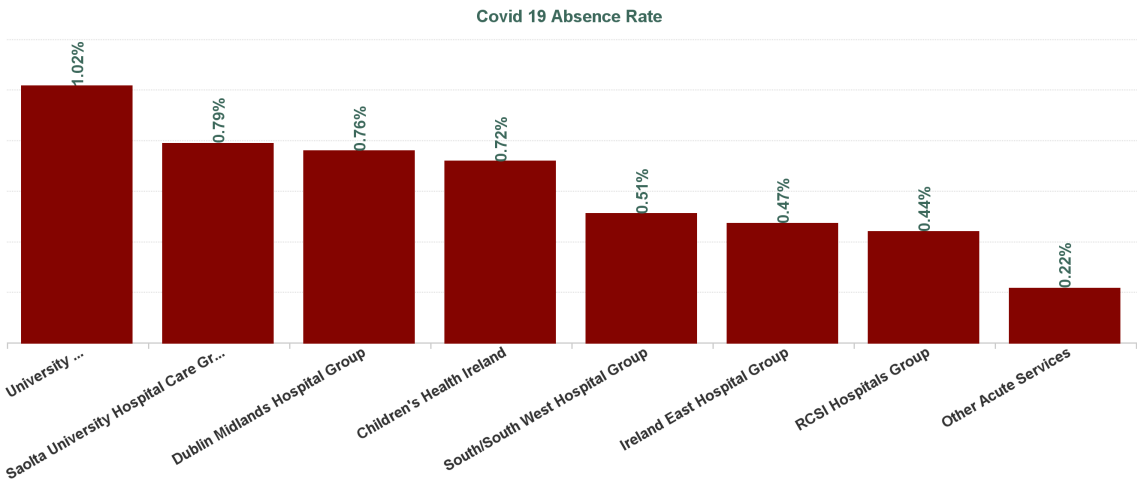
August 2024

Health Service Absence Rate - by HG, CHO/Care Group & Staff Category: Aug 2024	Certified absence	Self-certified absence	Non Covid-19 absence	Covid-19 Absence	Total absence rate	Medical & Dental	Nursing & Midwifery	Health & Social Care Professionals	Management & Administrative	General Support	Patient & Client Care
Total	4.69%	0.57%	5.26%	0.63%	5.89%	1.47%	6.44%	5.11%	6.13%	8.37%	9.00%
Section 38 Hospitals	4.21%	0.51%	4.72%	0.72%	5.44%	1.65%	6.01%	6.41%	5.11%	9.04%	8.73%
Children's Health Ireland	4.21%	0.51%	4.72%	0.72%	5.44%	1.65%	6.01%	6.41%	5.11%	9.04%	8.73%
Health Service Executive	5.68%	0.63%	6.31%	0.84%	7.15%	1.82%	7.47%	5.64%	7.31%	8.94%	11.67%
Section 38 Hospitals	3.58%	0.72%	4.30%	0.72%	5.02%	1.34%	5.48%	4.27%	5.79%	6.25%	7.43%
Dublin Midlands Hospital Group	4.29%	0.69%	4.99%	0.76%	5.75%	1.51%	6.10%	4.78%	6.26%	6.88%	9.47%
Health Service Executive	5.28%	0.56%	5.84%	0.65%	6.48%	1.41%	6.21%	6.74%	7.15%	11.50%	8.76%
Section 38 Hospitals	3.07%	0.37%	3.43%	0.30%	3.73%	1.00%	4.32%	3.34%	4.45%	4.05%	4.76%
Ireland East Hospital Group	4.18%	0.46%	4.64%	0.47%	5.12%	1.21%	5.29%	4.77%	5.72%	8.04%	6.89%
Health Service Executive	5.22%	0.60%	5.82%	0.58%	6.40%	1.58%	6.96%	4.26%	7.34%	9.25%	9.85%
Section 38 Hospitals	3.50%	0.45%	3.95%	0.36%	4.31%	1.03%	4.40%	3.57%	5.12%	7.09%	6.64%
RCSI Hospitals Group	4.13%	0.50%	4.63%	0.44%	5.07%	1.23%	5.34%	3.80%	5.87%	7.81%	8.09%
Health Service Executive	5.87%	0.57%	6.44%	0.79%	7.23%	1.82%	8.47%	6.88%	6.99%	9.52%	10.39%
Saolta University Hospital Care Group	5.87%	0.57%	6.44%	0.79%	7.23%	1.82%	8.47%	6.88%	6.99%	9.52%	10.39%
Health Service Executive	5.46%	0.70%	6.17%	0.57%	6.74%	1.42%	7.88%	6.07%	6.38%	8.42%	11.50%
Section 38 Hospitals	3.47%	0.59%	4.06%	0.34%	4.39%	1.37%	5.07%	4.70%	3.41%	5.43%	6.65%
South/South West Hospital Group	4.96%	0.67%	5.63%	0.51%	6.15%	1.41%	7.21%	5.70%	5.21%	7.88%	10.08%
Health Service Executive	6.37%	0.62%	6.99%	0.87%	7.86%	1.93%	8.33%	6.06%	9.06%	10.62%	10.65%
Section 38 Hospitals	3.24%	0.58%	3.82%	2.59%	6.41%	1.50%	7.09%	0.21%	5.04%	14.86%	5.76%
University of Limerick Hospital Group	6.11%	0.62%	6.72%	1.02%	7.74%	1.91%	8.23%	5.62%	8.60%	10.92%	10.14%
Other Acute Services	4.62%	0.09%	4.71%	0.22%	4.93%	0.00%	13.90%	0.91%	4.03%		
Acute Services	4.69%	0.57%	5.26%	0.63%	5.89%	1.47%	6.44%	5.11%	6.13%	8.37%	9.00%



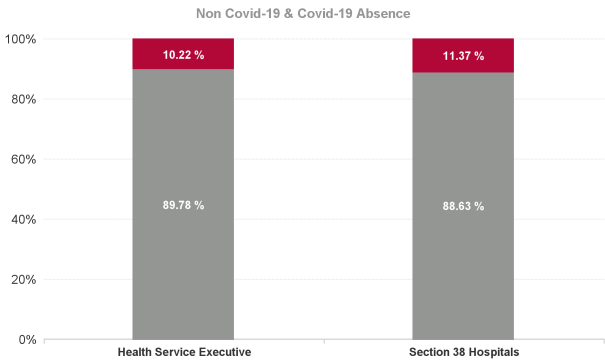
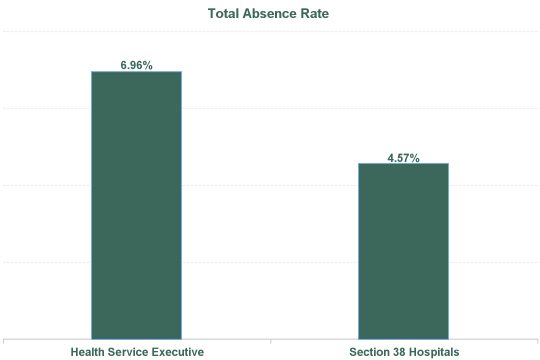
August 2024

Health Service Covid 19 Absence Rate - by Hospital & Staff Category: Aug 2024	Non Covid-19 absence	Covid-19 Absence	Total absence rate	Medical & Dental	Nursing & Midwifery	Health & Social Care Professionals	Management & Administrative	General Support	Patient & Client Care
Acute	5.26%	0.63%	5.89%	0.15%	0.70%	0.69%	0.60%	0.80%	0.89%
Section 38 Hospitals	4.72%	0.72%	5.44%	0.30%	0.72%	1.20%	0.50%	1.10%	1.22%
Children's Health Ireland	4.72%	0.72%	5.44%	0.30%	0.72%	1.20%	0.50%	1.10%	1.22%
Health Service Executive	6.31%	0.84%	7.15%	0.20%	1.02%	0.93%	0.63%	1.10%	1.06%
Section 38 Hospitals	4.30%	0.72%	5.02%	0.14%	0.89%	0.64%	0.61%	0.92%	0.97%
Dublin Midlands Hospital Group	4.99%	0.76%	5.75%	0.16%	0.93%	0.75%	0.62%	0.96%	1.01%
Health Service Executive	5.84%	0.65%	6.48%	0.17%	0.64%	0.82%	0.47%	1.05%	1.06%
Section 38 Hospitals	3.43%	0.30%	3.73%	0.05%	0.28%	0.42%	0.43%	0.40%	0.27%
Ireland East Hospital Group	4.64%	0.47%	5.12%	0.11%	0.46%	0.59%	0.44%	0.75%	0.69%
Health Service Executive	5.82%	0.58%	6.40%	0.22%	0.63%	0.45%	0.37%	0.68%	1.17%
Section 38 Hospitals	3.95%	0.36%	4.31%	0.06%	0.35%	0.39%	0.52%	0.33%	0.69%
RCSI Hospitals Group	4.63%	0.44%	5.07%	0.12%	0.45%	0.41%	0.47%	0.44%	0.91%
Health Service Executive	6.44%	0.79%	7.23%	0.17%	1.05%	0.85%	0.81%	0.94%	0.62%
Saolta University Hospital Care Group	6.44%	0.79%	7.23%	0.17%	1.05%	0.85%	0.81%	0.94%	0.62%
Health Service Executive	6.17%	0.57%	6.74%	0.14%	0.57%	0.85%	0.60%	0.37%	1.55%
Section 38 Hospitals	4.06%	0.34%	4.39%	0.13%	0.36%	0.14%	0.65%	0.18%	0.25%
South/South West Hospital Group	5.63%	0.51%	6.15%	0.14%	0.52%	0.66%	0.62%	0.34%	1.17%
Health Service Executive	6.99%	0.87%	7.86%	0.07%	0.96%	1.04%	0.96%	1.24%	0.90%
Section 38 Hospitals	3.82%	2.59%	6.41%	0.88%	2.38%	0.00%	1.32%	9.58%	1.44%
University of Limerick Hospital Group	6.72%	1.02%	7.74%	0.11%	1.08%	0.96%	1.00%	1.82%	0.95%
Health Service Executive	4.71%	0.22%	4.93%	0.00%	0.00%	0.00%	0.33%		
Other Acute Services	4.71%	0.22%	4.93%	0.00%	0.00%	0.00%	0.33%		
Acute Services	5.26%	0.63%	5.89%	0.15%	0.70%	0.69%	0.60%	0.80%	0.89%



August 2024

Health Service Absence Rate - by Admin : Aug 2024	Certified absence	Self-certified absence	Non Covid-19 absence	Covid-19 Absence	Total absence rate	Medical & Dental	Nursing & Midwifery	Health & Social Care Professionals	Management & Administrative	General Support	Patient & Client Care
Total	4.69%	0.57%	5.26%	0.63%	5.89%	1.47%	6.44%	5.11%	6.13%	8.37%	9.00%
Health Service Executive	5.64%	0.61%	6.25%	0.71%	6.96%	1.66%	7.64%	6.02%	7.25%	9.79%	10.49%
Section 38 Hospitals	3.52%	0.53%	4.05%	0.52%	4.57%	1.22%	4.97%	4.18%	5.01%	6.33%	6.69%



Health Service Absence Rate - by Staff Category: Aug 2024	Certified absence	Self- certified absence	Non Covid-19 absence	Covid-19 Absence	Total absence rate	% Non Covid-19 absence	% Covid-19 absence
CHI	4.21%	0.51%	4.72%	0.72%	5.44%	86.78%	13.22%
Medical & Dental	1.05%	0.30%	1.36%	0.30%	1.65%	82.10%	17.90%
Nursing & Midwifery	4.56%	0.73%	5.28%	0.72%	6.01%	87.97%	12.03%
Health & Social Care Professionals	4.80%	0.42%	5.21%	1.20%	6.41%	81.32%	18.68%
Management & Administrative	4.41%	0.20%	4.61%	0.50%	5.11%	90.22%	9.78%
General Support	7.35%	0.59%	7.94%	1.10%	9.04%	87.84%	12.16%
Patient & Client Care	6.49%	1.02%	7.51%	1.22%	8.73%	85.98%	14.02%

Health Service Absence Rate - by Staff Category: Aug 2024	Certified absence	Self- certified absence	Non Covid-19 absence	Covid-19 Absence	Total absence rate	% Non Covid-19 absence	% Covid-19 absence
DMHG	4.29%	0.69%	4.99%	0.76%	5.75%	86.78%	13.22%
Medical & Dental	1.12%	0.23%	1.35%	0.16%	1.51%	89.65%	10.35%
Nursing & Midwifery	4.16%	1.02%	5.17%	0.93%	6.10%	84.79%	15.21%
Health & Social Care Professionals	3.56%	0.47%	4.03%	0.75%	4.78%	84.31%	15.69%
Management & Administrative	5.28%	0.36%	5.64%	0.62%	6.26%	90.16%	9.84%
General Support	5.23%	0.69%	5.92%	0.96%	6.88%	86.03%	13.97%
Patient & Client Care	7.63%	0.83%	8.46%	1.01%	9.47%	89.29%	10.71%

Health Service Absence Rate - by Staff Category: Aug 2024	Certified absence	Self- certified absence	Non Covid-19 absence	Covid-19 Absence	Total absence rate	% Non Covid-19 absence	% Covid-19 absence
IEHG	4.18%	0.46%	4.64%	0.47%	5.12%	90.78%	9.22%
Medical & Dental	0.82%	0.28%	1.10%	0.11%	1.21%	90.68%	9.32%
Nursing & Midwifery	4.22%	0.60%	4.82%	0.46%	5.29%	91.25%	8.75%
Health & Social Care Professionals	3.87%	0.31%	4.18%	0.59%	4.77%	87.69%	12.31%
Management & Administrative	4.96%	0.31%	5.28%	0.44%	5.72%	92.22%	7.78%
General Support	6.77%	0.53%	7.30%	0.75%	8.04%	90.71%	9.29%
Patient & Client Care	5.69%	0.51%	6.20%	0.69%	6.89%	89.93%	10.07%

Health Service Absence Rate - by Staff Category: Aug 2024	Certified absence	Self- certified absence	Non Covid-19 absence	Covid-19 Absence	Total absence rate	% Non Covid-19 absence	% Covid-19 absence
RCSI	4.13%	0.50%	4.63%	0.44%	5.07%	91.31%	8.69%
Medical & Dental	0.97%	0.14%	1.11%	0.12%	1.23%	90.14%	9.86%
Nursing & Midwifery	4.19%	0.69%	4.89%	0.45%	5.34%	91.49%	8.51%
Health & Social Care Professionals	3.05%	0.35%	3.39%	0.41%	3.80%	89.17%	10.83%
Management & Administrative	5.07%	0.34%	5.41%	0.47%	5.87%	92.04%	7.96%
General Support	6.67%	0.70%	7.36%	0.44%	7.81%	94.32%	5.68%
Patient & Client Care	6.63%	0.56%	7.18%	0.91%	8.09%	88.77%	11.23%

Health Service Absence Rate - by Staff Category: Aug 2024	Certified absence	Self- certified absence	Non Covid-19 absence	Covid-19 Absence	Total absence rate	% Non Covid-19 absence	% Covid-19 absence
Saolta	5.87%	0.57%	6.44%	0.79%	7.23%	89.09%	10.91%
Medical & Dental	1.36%	0.28%	1.64%	0.17%	1.82%	90.45%	9.55%
Nursing & Midwifery	6.66%	0.76%	7.42%	1.05%	8.47%	87.60%	12.40%
Health & Social Care Professionals	5.64%	0.39%	6.03%	0.85%	6.88%	87.58%	12.42%
Management & Administrative	5.81%	0.38%	6.19%	0.81%	6.99%	88.46%	11.54%
General Support	8.16%	0.42%	8.58%	0.94%	9.52%	90.14%	9.86%
Patient & Client Care	8.88%	0.89%	9.77%	0.62%	10.39%	94.02%	5.98%

Health Service Absence Rate - by Staff Category: Aug 2024	Certified absence	Self- certified absence	Non Covid-19 absence	Covid-19 Absence	Total absence rate	% Non Covid-19 absence	% Covid-19 absence
SSWHG	4.96%	0.67%	5.63%	0.51%	6.15%	91.67%	8.33%
Medical & Dental	1.15%	0.12%	1.27%	0.14%	1.41%	90.07%	9.93%
Nursing & Midwifery	5.66%	1.03%	6.69%	0.52%	7.21%	92.83%	7.17%
Health & Social Care Professionals	4.66%	0.38%	5.04%	0.66%	5.70%	88.45%	11.55%
Management & Administrative	4.19%	0.39%	4.59%	0.62%	5.21%	88.11%	11.89%
General Support	7.00%	0.54%	7.54%	0.34%	7.88%	95.72%	4.28%
Patient & Client Care	7.87%	1.04%	8.91%	1.17%	10.08%	88.38%	11.62%

Health Service Absence Rate - by Staff Category: Aug 2024	Certified absence	Self- certified absence	Non Covid-19 absence	Covid-19 Absence	Total absence rate	% Non Covid-19 absence	% Covid-19 absence
ULHG	6.11%	0.62%	6.72%	1.02%	7.74%	86.87%	13.13%
Medical & Dental	1.40%	0.39%	1.79%	0.11%	1.91%	94.01%	5.99%
Nursing & Midwifery	6.31%	0.84%	7.15%	1.08%	8.23%	86.89%	13.11%
Health & Social Care Professionals	4.28%	0.37%	4.66%	0.96%	5.62%	82.90%	17.10%
Management & Administrative	7.27%	0.33%	7.60%	1.00%	8.60%	88.32%	11.68%
General Support	8.53%	0.57%	9.09%	1.82%	10.92%	83.30%	16.70%
Patient & Client Care	8.42%	0.77%	9.19%	0.95%	10.14%	90.60%	9.40%

Health Service Absence Rate - by Staff Category: Aug 2024	Certified absence	Self- certified absence	Non Covid-19 absence	Covid-19 Absence	Total absence rate	% Non Covid-19 absence	% Covid-19 absence
Other Acute	4.62%	0.09%	4.71%	0.22%	4.93%	95.62%	4.38%
Medical & Dental	0.00%	0.00%	0.00%	0.00%	0.00%		
Nursing & Midwifery	13.60%	0.30%	13.90%	0.00%	13.90%	100.00%	0.00%
Health & Social Care Professionals	0.91%	0.00%	0.91%	0.00%	0.91%	100.00%	0.00%
Management & Administrative	3.63%	0.07%	3.70%	0.33%	4.03%	91.77%	8.23%
General Support							
Patient & Client Care							

Health Service Absence Rate - by Staff Category: Aug 2024	Certified absence	Self- certified absence	Non Covid-19 absence	Covid-19 Absence	Total absence rate	% Non Covid-19 absence	% Covid-19 absence
Beaumont Hospital	3.84%	0.40%	4.24%	0.47%	4.71%	90.07%	9.93%
Medical & Dental	0.87%	0.00%	0.87%	0.01%	0.89%	98.41%	1.59%
Nursing & Midwifery	3.59%	0.55%	4.15%	0.49%	4.64%	89.43%	10.57%
Health & Social Care Professionals	2.61%	0.41%	3.01%	0.44%	3.45%	87.27%	12.73%
Management & Administrative	5.26%	0.40%	5.66%	0.76%	6.41%	88.19%	11.81%
General Support	5.53%	0.54%	6.07%	0.42%	6.48%	93.58%	6.42%
Patient & Client Care	7.65%	0.32%	7.97%	0.84%	8.81%	90.47%	9.53%

Health Service Absence Rate - by Staff Category: Aug 2024	Certified absence	Self- certified absence	Non Covid-19 absence	Covid-19 Absence	Total absence rate	% Non Covid-19 absence	% Covid-19 absence
Cappagh National Orthopaedic H	3.87%	0.36%	4.23%	0.51%	4.74%	89.23%	10.77%
Medical & Dental	0.00%	0.25%	0.25%	0.00%	0.25%	100.00%	0.00%
Nursing & Midwifery	5.13%	0.54%	5.67%	0.71%	6.38%	88.86%	11.14%
Health & Social Care Professionals	4.37%	0.35%	4.72%	0.47%	5.19%	90.92%	9.08%
Management & Administrative	2.23%	0.07%	2.31%	0.88%	3.19%	72.31%	27.69%
General Support	3.48%	0.30%	3.78%	0.00%	3.78%	100.00%	0.00%
Patient & Client Care	5.68%	0.44%	6.12%	0.19%	6.31%	96.91%	3.09%

Health Service Absence Rate - by Staff Category: Aug 2024	Certified absence	Self- certified absence	Non Covid-19 absence	Covid-19 Absence	Total absence rate	% Non Covid-19 absence	% Covid-19 absence
CHI at Connolly	8.18%	0.50%	8.68%	0.41%	9.09%	95.53%	4.47%
Medical & Dental	1.36%	0.00%	1.36%	0.00%	1.36%	100.00%	0.00%
Nursing & Midwifery	10.46%	0.56%	11.02%	0.00%	11.02%	100.00%	0.00%
Health & Social Care Professionals	3.91%	0.36%	4.27%	0.30%	4.57%	93.33%	6.67%
Management & Administrative	9.62%	0.77%	10.38%	1.02%	11.40%	91.05%	8.95%
General Support	4.75%	0.00%	4.75%	0.00%	4.75%	100.00%	0.00%
Patient & Client Care	18.44%	0.80%	19.24%	1.53%	20.77%	92.62%	7.38%

Health Service Absence Rate - by Staff Category: Aug 2024	Certified absence	Self- certified absence	Non Covid-19 absence	Covid-19 Absence	Total absence rate	% Non Covid-19 absence	% Covid-19 absence
CHI at Crumlin	4.32%	0.64%	4.96%	0.91%	5.87%	84.44%	15.56%
Medical & Dental	1.48%	0.23%	1.71%	0.60%	2.31%	74.15%	25.85%
Nursing & Midwifery	4.77%	0.94%	5.71%	0.56%	6.27%	91.08%	8.92%
Health & Social Care Professionals	4.41%	0.47%	4.87%	1.72%	6.59%	73.94%	26.06%
Management & Administrative	4.38%	0.24%	4.62%	0.99%	5.61%	82.37%	17.63%
General Support	6.95%	0.75%	7.70%	1.53%	9.23%	83.41%	16.59%
Patient & Client Care	5.31%	1.15%	6.46%	0.91%	7.37%	87.62%	12.38%

Health Service Absence Rate - by Staff Category: Aug 2024	Certified absence	Self- certified absence	Non Covid-19 absence	Covid-19 Absence	Total absence rate	% Non Covid-19 absence	% Covid-19 absence
CHI at Tallaght	1.96%	0.33%	2.29%	0.38%	2.68%	85.62%	14.38%
Medical & Dental	0.78%	0.39%	1.18%	0.00%	1.18%	100.00%	0.00%
Nursing & Midwifery	1.46%	0.24%	1.70%	0.70%	2.40%	70.98%	29.02%
Health & Social Care Professionals	5.81%	0.44%	6.26%	0.67%	6.92%	90.37%	9.63%
Management & Administrative	3.74%	0.10%	3.84%	0.00%	3.84%	100.00%	0.00%
General Support	0.00%	0.00%	0.00%	0.00%	0.00%		
Patient & Client Care	4.19%	1.36%	5.55%	0.00%	5.55%	100.00%	0.00%

Health Service Absence Rate - by Staff Category: Aug 2024	Certified absence	Self- certified absence	Non Covid-19 absence	Covid-19 Absence	Total absence rate	% Non Covid-19 absence	% Covid-19 absence
CHI at Temple Street	4.61%	0.41%	5.02%	0.61%	5.63%	89.14%	10.86%
Medical & Dental	0.56%	0.40%	0.95%	0.00%	0.95%	100.00%	0.00%
Nursing & Midwifery	4.71%	0.52%	5.24%	1.10%	6.33%	82.69%	17.31%
Health & Social Care Professionals	5.99%	0.34%	6.33%	0.48%	6.81%	93.01%	6.99%
Management & Administrative	5.88%	0.22%	6.10%	0.11%	6.21%	98.26%	1.74%
General Support	8.93%	0.26%	9.20%	0.16%	9.35%	98.31%	1.69%
Patient & Client Care	7.87%	0.65%	8.53%	2.23%	10.75%	79.30%	20.70%

Health Service Absence Rate - by Staff Category: Aug 2024	Certified absence	Self- certified absence	Non Covid-19 absence	Covid-19 Absence	Total absence rate	% Non Covid-19 absence	% Covid-19 absence
CHI Corporate	3.35%	0.19%	3.54%	0.00%	3.54%	100.00%	0.00%
Medical & Dental	0.00%	0.00%	0.00%	0.00%	0.00%		
Nursing & Midwifery	0.00%	0.00%	0.00%	0.00%	0.00%		
Health & Social Care Professionals	0.00%	1.19%	1.19%	0.00%	1.19%	100.00%	0.00%
Management & Administrative	4.06%	0.11%	4.17%	0.00%	4.17%	100.00%	0.00%
General Support							
Patient & Client Care							

Health Service Absence Rate - by Staff Category: Aug 2024	Certified absence	Self- certified absence	Non Covid-19 absence	Covid-19 Absence	Total absence rate	% Non Covid-19 absence	% Covid-19 absence
CHI Programme	1.11%	0.00%	1.11%	0.00%	1.11%	100.00%	0.00%
Medical & Dental	0.00%	0.00%	0.00%	0.00%	0.00%		
Nursing & Midwifery	0.00%	0.00%	0.00%	0.00%	0.00%		
Health & Social Care Professionals	0.00%	0.00%	0.00%	0.00%	0.00%		
Management & Administrative	1.37%	0.00%	1.37%	0.00%	1.37%	100.00%	0.00%
General Support	0.00%	0.00%	0.00%	0.00%	0.00%		
Patient & Client Care							

Health Service Absence Rate - by Staff Category: Aug 2024	Certified absence	Self- certified absence	Non Covid-19 absence	Covid-19 Absence	Total absence rate	% Non Covid-19 absence	% Covid-19 absence
Coombe Women & Infants Univer	2.00%	1.35%	3.35%	0.36%	3.71%	90.28%	9.72%
Medical & Dental	0.44%	0.28%	0.73%	0.28%	1.01%	72.00%	28.00%
Nursing & Midwifery	1.90%	2.50%	4.41%	0.41%	4.82%	91.46%	8.54%
Health & Social Care Professionals	0.83%	0.29%	1.12%	0.31%	1.43%	78.26%	21.74%
Management & Administrative	1.87%	0.41%	2.27%	0.37%	2.65%	85.95%	14.05%
General Support	3.49%	0.96%	4.46%	0.35%	4.81%	92.71%	7.29%
Patient & Client Care	4.40%	0.72%	5.11%	0.24%	5.36%	95.44%	4.56%

Health Service Absence Rate - by Staff Category: Aug 2024	Certified absence	Self- certified absence	Non Covid-19 absence	Covid-19 Absence	Total absence rate	% Non Covid-19 absence	% Covid-19 absence
Mater Misericordiae University Ho	2.81%	0.40%	3.21%	0.29%	3.49%	91.75%	8.25%
Medical & Dental	0.88%	0.12%	1.00%	0.06%	1.06%	94.31%	5.69%
Nursing & Midwifery	2.91%	0.56%	3.47%	0.25%	3.72%	93.33%	6.67%
Health & Social Care Professionals	2.81%	0.37%	3.18%	0.37%	3.55%	89.52%	10.48%
Management & Administrative	4.03%	0.29%	4.31%	0.33%	4.64%	92.88%	7.12%
General Support	4.89%	0.50%	5.39%	0.32%	5.71%	94.43%	5.57%
Patient & Client Care	2.15%	0.35%	2.50%	0.78%	3.28%	76.33%	23.67%

Health Service Absence Rate - by Staff Category: Aug 2024	Certified absence	Self- certified absence	Non Covid-19 absence	Covid-19 Absence	Total absence rate	% Non Covid-19 absence	% Covid-19 absence
Mercy University Hospital	4.06%	0.70%	4.76%	0.31%	5.08%	93.82%	6.18%
Medical & Dental	1.11%	0.08%	1.19%	0.20%	1.39%	85.58%	14.42%
Nursing & Midwifery	4.00%	1.19%	5.19%	0.27%	5.47%	94.98%	5.02%
Health & Social Care Professionals	6.11%	0.48%	6.59%	0.22%	6.81%	96.83%	3.17%
Management & Administrative	3.42%	0.35%	3.76%	0.60%	4.36%	86.22%	13.78%
General Support	6.05%	0.16%	6.21%	0.28%	6.48%	95.74%	4.26%
Patient & Client Care	5.61%	0.85%	6.46%	0.30%	6.76%	95.60%	4.40%

Health Service Absence Rate - by Staff Category: Aug 2024	Certified absence	Self- certified absence	Non Covid-19 absence	Covid-19 Absence	Total absence rate	% Non Covid-19 absence	% Covid-19 absence
National Maternity Hospital	3.46%	0.24%	3.70%	0.23%	3.93%	94.22%	5.78%
Medical & Dental	1.63%	0.00%	1.63%	0.00%	1.63%	100.00%	0.00%
Nursing & Midwifery	4.15%	0.30%	4.45%	0.27%	4.73%	94.19%	5.81%
Health & Social Care Professionals	2.44%	0.00%	2.44%	0.31%	2.75%	88.66%	11.34%
Management & Administrative	3.81%	0.06%	3.87%	0.37%	4.24%	91.32%	8.68%
General Support	4.04%	0.44%	4.48%	0.18%	4.65%	96.19%	3.81%
Patient & Client Care	1.28%	0.55%	1.83%	0.00%	1.83%	100.00%	0.00%

Health Service Absence Rate - by Staff Category: Aug 2024	Certified absence	Self- certified absence	Non Covid-19 absence	Covid-19 Absence	Total absence rate	% Non Covid-19 absence	% Covid-19 absence
National Rehabilitation Hospital	5.36%	0.61%	5.96%	0.65%	6.61%	90.24%	9.76%
Medical & Dental	0.00%	0.40%	0.40%	0.59%	0.99%	40.10%	59.90%
Nursing & Midwifery	5.72%	0.90%	6.62%	0.60%	7.22%	91.74%	8.26%
Health & Social Care Professionals	4.99%	0.60%	5.59%	0.47%	6.07%	92.25%	7.75%
Management & Administrative	5.87%	0.26%	6.13%	0.43%	6.56%	93.45%	6.55%
General Support	3.75%	0.24%	3.99%	0.93%	4.92%	81.01%	18.99%
Patient & Client Care	6.88%	0.65%	7.53%	1.01%	8.54%	88.13%	11.87%

Health Service Absence Rate - by Staff Category: Aug 2024	Certified absence	Self- certified absence	Non Covid-19 absence	Covid-19 Absence	Total absence rate	% Non Covid-19 absence	% Covid-19 absence
Rotunda Hospital	4.56%	0.87%	5.43%	0.11%	5.54%	97.97%	2.03%
Medical & Dental	1.15%	0.45%	1.60%	0.32%	1.93%	83.16%	16.84%
Nursing & Midwifery	4.22%	0.93%	5.15%	0.09%	5.24%	98.34%	1.66%
Health & Social Care Professionals	2.49%	0.37%	2.86%	0.11%	2.97%	96.20%	3.80%
Management & Administrative	2.77%	0.24%	3.01%	0.00%	3.01%	100.00%	0.00%
General Support	10.49%	2.03%	12.52%	0.13%	12.65%	98.98%	1.02%
Patient & Client Care	8.94%	0.99%	9.93%	0.00%	9.93%	100.00%	0.00%

Health Service Absence Rate - by Staff Category: Aug 2024	Certified absence	Self- certified absence	Non Covid-19 absence	Covid-19 Absence	Total absence rate	% Non Covid-19 absence	% Covid-19 absence
Royal Victoria Eye and Ear Hospital	3.93%	0.57%	4.51%	0.20%	4.70%	95.84%	4.16%
Medical & Dental	4.48%	0.20%	4.68%	0.00%	4.68%	100.00%	0.00%
Nursing & Midwifery	5.80%	1.09%	6.89%	0.28%	7.17%	96.11%	3.89%
Health & Social Care Professionals	3.58%	0.00%	3.58%	0.00%	3.58%	100.00%	0.00%
Management & Administrative	1.18%	0.35%	1.53%	0.41%	1.94%	79.06%	20.94%
General Support	1.02%	0.15%	1.17%	0.00%	1.17%	100.00%	0.00%
Patient & Client Care	7.52%	0.84%	8.36%	0.00%	8.36%	100.00%	0.00%

Health Service Absence Rate - by Staff Category: Aug 2024	Certified absence	Self- certified absence	Non Covid-19 absence	Covid-19 Absence	Total absence rate	% Non Covid-19 absence	% Covid-19 absence
South Infirmary Victoria University	2.58%	0.42%	3.00%	0.38%	3.37%	88.87%	11.13%
Medical & Dental	1.35%	0.00%	1.35%	0.00%	1.35%	100.00%	0.00%
Nursing & Midwifery	3.42%	0.57%	3.99%	0.49%	4.49%	89.00%	11.00%
Health & Social Care Professionals	0.75%	0.05%	0.80%	0.00%	0.80%	100.00%	0.00%
Management & Administrative	1.47%	0.27%	1.73%	0.70%	2.44%	71.13%	28.87%
General Support	4.10%	0.53%	4.63%	0.11%	4.74%	97.67%	2.33%
Patient & Client Care	4.49%	1.60%	6.09%	0.00%	6.09%	100.00%	0.00%

Health Service Absence Rate - by Staff Category: Aug 2024	Certified absence	Self- certified absence	Non Covid-19 absence	Covid-19 Absence	Total absence rate	% Non Covid-19 absence	% Covid-19 absence
St. James's Hospital	3.68%	0.68%	4.36%	0.70%	5.06%	86.24%	13.76%
Medical & Dental	0.96%	0.06%	1.02%	0.13%	1.15%	88.90%	11.10%
Nursing & Midwifery	3.76%	1.07%	4.84%	1.00%	5.84%	82.84%	17.16%
Health & Social Care Professionals	2.36%	0.46%	2.82%	0.53%	3.35%	84.30%	15.70%
Management & Administrative	4.73%	0.37%	5.10%	0.32%	5.42%	94.11%	5.89%
General Support	5.03%	0.57%	5.60%	0.70%	6.30%	88.93%	11.07%
Patient & Client Care	6.41%	0.86%	7.27%	1.05%	8.32%	87.38%	12.62%

Health Service Absence Rate - by Staff Category: Aug 2024	Certified absence	Self- certified absence	Non Covid-19 absence	Covid-19 Absence	Total absence rate	% Non Covid-19 absence	% Covid-19 absence
St. John's Hospital Limerick	3.24%	0.58%	3.82%	2.59%	6.41%	59.57%	40.43%
Medical & Dental	0.00%	0.62%	0.62%	0.88%	1.50%	41.17%	58.83%
Nursing & Midwifery	3.87%	0.84%	4.71%	2.38%	7.09%	66.38%	33.62%
Health & Social Care Professionals	0.00%	0.21%	0.21%	0.00%	0.21%	100.00%	0.00%
Management & Administrative	3.31%	0.41%	3.73%	1.32%	5.04%	73.88%	26.12%
General Support	4.79%	0.50%	5.29%	9.58%	14.86%	35.58%	64.42%
Patient & Client Care	4.03%	0.29%	4.32%	1.44%	5.76%	75.00%	25.00%

Health Service Absence Rate - by Staff Category: Aug 2024	Certified absence	Self- certified absence	Non Covid-19 absence	Covid-19 Absence	Total absence rate	% Non Covid-19 absence	% Covid-19 absence
St. Michael's Hospital	4.08%	0.29%	4.36%	0.67%	5.04%	86.63%	13.37%
Medical & Dental	2.38%	0.00%	2.38%	0.00%	2.38%	100.00%	0.00%
Nursing & Midwifery	3.18%	0.39%	3.56%	1.40%	4.97%	71.78%	28.22%
Health & Social Care Professionals	1.30%	0.00%	1.30%	0.00%	1.30%	100.00%	0.00%
Management & Administrative	8.23%	0.12%	8.35%	0.36%	8.71%	95.86%	4.14%
General Support	7.61%	0.55%	8.17%	0.00%	8.17%	100.00%	0.00%
Patient & Client Care	0.24%	0.48%	0.72%	0.00%	0.72%	100.00%	0.00%

Health Service Absence Rate - by Staff Category: Aug 2024	Certified absence	Self- certified absence	Non Covid-19 absence	Covid-19 Absence	Total absence rate	% Non Covid-19 absence	% Covid-19 absence
St. Vincent's University Hospital	2.36%	0.34%	2.71%	0.22%	2.92%	92.62%	7.38%
Medical & Dental	0.28%	0.06%	0.34%	0.05%	0.38%	88.04%	11.96%
Nursing & Midwifery	2.97%	0.44%	3.40%	0.10%	3.50%	97.16%	2.84%
Health & Social Care Professionals	1.74%	0.29%	2.03%	0.47%	2.50%	81.18%	18.82%
Management & Administrative	3.03%	0.41%	3.44%	0.45%	3.89%	88.40%	11.60%
General Support	2.59%	0.40%	2.99%	0.46%	3.45%	86.58%	13.42%
Patient & Client Care	3.49%	0.37%	3.87%	0.02%	3.89%	99.37%	0.63%

Health Service Absence Rate - by Staff Category: Aug 2024	Certified absence	Self- certified absence	Non Covid-19 absence	Covid-19 Absence	Total absence rate	% Non Covid-19 absence	% Covid-19 absence
Tallaght University Hospital	3.93%	0.59%	4.52%	0.86%	5.38%	84.06%	15.94%
Medical & Dental	1.28%	0.33%	1.61%	0.11%	1.72%	93.76%	6.24%
Nursing & Midwifery	3.58%	0.75%	4.33%	0.88%	5.21%	83.14%	16.86%
Health & Social Care Professionals	5.03%	0.47%	5.51%	0.91%	6.42%	85.77%	14.23%
Management & Administrative	5.81%	0.46%	6.28%	1.06%	7.33%	85.59%	14.41%
General Support	5.05%	0.43%	5.48%	1.59%	7.07%	77.53%	22.47%
Patient & Client Care	4.49%	0.71%	5.20%	0.99%	6.19%	84.04%	15.96%

Year / Month	Certified absence	Self-certified absence	Non Covid-19 absence	Covid-19 Absence	Total absence rate	Medical & Dental	Nursing & Midwifery	Health & Social Care Professionals	Management & Administrative	General Support	Patient & Client Care
Aug 2024	4.69%	0.57%	5.26%	0.63%	5.89%	1.47%	6.44%	5.11%	6.13%	8.37%	9.00%
Jul 2024	4.68%	0.61%	5.29%	0.94%	6.23%	1.26%	6.89%	5.37%	6.42%	8.89%	9.95%
Jun 2024	4.67%	0.69%	5.37%	0.77%	6.14%	1.68%	6.67%	5.18%	6.02%	8.53%	9.41%
May 2024	4.40%	0.66%	5.06%	0.32%	5.38%	1.47%	6.07%	4.43%	5.09%	7.73%	7.86%
Apr 2024	4.35%	0.68%	5.03%	0.22%	5.25%	1.35%	5.89%	4.46%	4.91%	7.56%	7.95%
Mar 2024	4.46%	0.71%	5.17%	0.24%	5.41%	1.55%	6.09%	4.33%	5.22%	7.75%	7.70%
Feb 2024	4.43%	0.72%	5.14%	0.32%	5.46%	1.40%	6.17%	4.40%	5.44%	7.54%	8.14%
Jan 2024	4.75%	0.83%	5.57%	0.63%	6.21%	1.24%	7.03%	5.42%	6.17%	8.64%	9.23%
2024	4.55%	0.68%	5.24%	0.51%	5.75%	1.42%	6.41%	4.84%	5.68%	8.13%	8.64%
Dec 2023	4.40%	0.87%	5.26%	0.66%	5.93%	1.24%	6.81%	5.28%	5.75%	7.60%	8.69%
Nov 2023	4.23%	0.71%	4.94%	0.47%	5.40%	1.27%	6.23%	4.46%	5.14%	7.48%	8.09%
Oct 2023	4.22%	0.79%	5.00%	0.57%	5.57%	1.28%	6.44%	4.30%	5.50%	7.94%	8.16%
Sep 2023	4.16%	0.69%	4.84%	0.72%	5.56%	1.29%	6.54%	4.38%	5.20%	7.59%	8.37%
Aug 2023	4.22%	0.68%	4.90%	0.74%	5.64%	1.23%	6.71%	4.41%	5.07%	7.61%	8.76%
Jul 2023	4.14%	0.62%	4.76%	0.36%	5.11%	1.02%	6.03%	4.04%	4.63%	7.17%	7.67%
Jun 2023	4.16%	0.58%	4.75%	0.34%	5.09%	1.23%	6.00%	3.92%	4.58%	6.86%	7.59%
May 2023	4.06%	0.63%	4.69%	0.47%	5.17%	1.19%	6.19%	4.14%	4.66%	6.69%	7.66%
Apr 2023	3.96%	0.65%	4.61%	0.49%	5.10%	1.16%	6.23%	3.58%	4.56%	6.58%	7.54%
Mar 2023	3.98%	0.74%	4.72%	0.53%	5.25%	1.36%	6.07%	4.19%	4.97%	7.18%	7.81%
Feb 2023	3.87%	0.67%	4.55%	0.43%	4.97%	1.17%	5.89%	4.08%	4.60%	6.77%	6.74%
Jan 2023	4.52%	0.75%	5.27%	0.74%	6.01%	1.26%	7.19%	4.78%	5.58%	7.99%	8.28%
2023	4.16%	0.70%	4.86%	0.55%	5.41%	1.23%	6.37%	4.30%	5.03%	7.30%	7.96%
Dec 2022	4.94%	1.01%	5.96%	1.26%	7.22%	1.79%	8.56%	6.00%	6.95%	9.13%	9.72%
Nov 2022	4.13%	0.83%	4.96%	0.73%	5.69%	1.51%	6.58%	4.37%	5.39%	7.92%	8.23%
Oct 2022	4.21%	0.73%	4.94%	0.80%	5.74%	1.57%	6.48%	4.61%	5.49%	7.99%	8.21%
Sep 2022	4.21%	0.69%	4.90%	0.68%	5.58%	1.31%	6.57%	4.18%	4.94%	7.94%	8.38%
Aug 2022	4.17%	0.61%	4.78%	0.77%	5.55%	1.47%	6.50%	4.15%	4.84%	7.92%	8.27%
Jul 2022	4.21%	0.67%	4.88%	1.84%	6.72%	1.68%	7.86%	5.16%	5.95%	9.18%	9.86%
Jun 2022	4.18%	0.70%	4.89%	2.04%	6.93%	1.84%	8.34%	5.60%	6.34%	9.30%	8.87%
May 2022	3.94%	0.72%	4.66%	1.02%	5.68%	1.50%	6.68%	4.61%	5.21%	7.41%	8.22%
Apr 2022	4.13%	0.63%	4.77%	2.50%	7.27%	2.06%	8.77%	5.81%	6.50%	9.34%	9.97%
Mar 2022	4.07%	0.64%	4.71%	5.18%	9.89%	3.23%	12.03%	9.33%	9.14%	11.38%	11.81%
Feb 2022	3.84%	0.58%	4.42%	3.63%	8.05%	2.53%	9.72%	7.30%	7.20%	9.86%	10.11%
Jan 2022	3.74%	0.48%	4.21%	5.75%	9.97%	2.87%	11.53%	8.81%	9.84%	13.05%	12.56%
2022	4.15%	0.69%	4.84%	2.18%	7.02%	1.94%	8.30%	5.85%	6.48%	9.19%	9.50%
Dec 2021	4.15%	0.60%	4.76%	3.33%	8.09%	2.37%	9.41%	7.56%	7.83%	10.12%	10.54%
Nov 2021	4.41%	0.82%	5.24%	2.48%	7.71%	2.12%	8.52%	7.33%	8.27%	10.30%	9.97%
Oct 2021	4.26%	0.71%	4.97%	1.67%	6.64%	1.91%	7.47%	5.66%	6.42%	8.87%	9.61%
Sep 2021	4.04%	0.60%	4.64%	1.13%	5.78%	1.59%	6.77%	4.31%	5.40%	7.94%	8.70%
Aug 2021	3.92%	0.58%	4.50%	1.25%	5.75%	1.60%	6.71%	4.34%	5.41%	7.45%	8.89%
Jul 2021	3.66%	0.52%	4.19%	0.78%	4.96%	1.06%	5.86%	3.86%	4.75%	6.75%	6.99%
Jun 2021	3.49%	0.50%	4.00%	0.55%	4.54%	1.02%	5.44%	3.23%	3.97%	6.12%	7.24%
May 2021	3.19%	0.44%	3.63%	0.63%	4.26%	0.99%	5.07%	2.93%	4.03%	5.83%	6.25%
Apr 2021	3.21%	0.40%	3.61%	0.82%	4.43%	1.19%	5.38%	2.95%	3.75%	6.06%	6.80%
Mar 2021	3.28%	0.40%	3.68%	1.14%	4.82%	1.14%	5.86%	3.34%	4.12%	6.47%	7.60%
Feb 2021	3.53%	0.54%	4.07%	2.25%	6.32%	1.65%	7.56%	4.03%	5.60%	8.61%	10.32%
Jan 2021	3.63%	0.45%	4.09%	5.85%	9.94%	4.55%	12.22%	6.37%	8.03%	12.28%	13.63%
2021	3.74%	0.55%	4.29%	1.82%	6.11%	1.76%	7.19%	4.68%	5.65%	8.07%	8.88%

Year / Month	Certified absence	Self-certified absence	Non Covid-19 absence	Covid-19 Absence	Total absence rate	CHI	DMHG	IEHG	RCSI	Saolta	SSWHG	ULHG	Other Acute	Acute Services
Aug 2024	4.69%	0.57%	5.26%	0.63%	5.89%	5.44%	5.75%	5.12%	5.07%	7.23%	6.15%	7.74%	4.93%	5.89%
Jul 2024	4.68%	0.61%	5.29%	0.94%	6.23%	5.44%	6.23%	5.55%	5.42%	7.53%	6.59%	7.80%	3.94%	6.23%
Jun 2024	4.67%	0.69%	5.37%	0.77%	6.14%	5.44%	6.21%	5.58%	5.73%	6.87%	6.05%	7.66%	2.14%	6.14%
May 2024	4.40%	0.66%	5.06%	0.32%	5.38%	5.26%	5.35%	5.14%	4.73%	5.70%	5.88%	6.75%	2.71%	5.38%
Apr 2024	4.35%	0.68%	5.03%	0.22%	5.25%	4.90%	5.28%	5.17%	4.71%	5.30%	5.59%	6.59%	3.95%	5.25%
Mar 2024	4.46%	0.71%	5.17%	0.24%	5.41%	5.31%	5.58%	5.26%	4.75%	5.40%	5.79%	6.80%	5.10%	5.41%
Feb 2024	4.43%	0.72%	5.14%	0.32%	5.46%	5.44%	5.82%	5.47%	4.80%	5.31%	5.61%	6.69%	3.23%	5.46%
Jan 2024	4.75%	0.83%	5.57%	0.63%	6.21%	6.47%	6.48%	5.83%	5.74%	6.43%	6.20%	7.29%	2.05%	6.21%
2024	4.55%	0.68%	5.24%	0.51%	5.75%	5.47%	5.84%	5.39%	5.11%	6.20%	5.99%	7.16%	3.45%	5.75%
Dec 2023	4.40%	0.87%	5.26%	0.66%	5.93%	6.42%	6.34%	5.62%	5.23%	6.07%	5.62%	7.70%	2.58%	5.93%
Nov 2023	4.23%	0.71%	4.94%	0.47%	5.40%	5.43%	5.73%	4.84%	4.89%	5.75%	5.43%	6.81%	1.29%	5.40%
Oct 2023	4.22%	0.79%	5.00%	0.57%	5.57%	5.05%	5.83%	4.92%	5.22%	5.74%	5.78%	7.39%	2.12%	5.57%
Sep 2023	4.16%	0.69%	4.84%	0.72%	5.56%	4.93%	5.86%	5.11%	5.09%	5.70%	5.59%	7.57%	1.30%	5.56%
Aug 2023	4.22%	0.68%	4.90%	0.74%	5.64%	4.88%	5.92%	5.44%	4.96%	6.04%	5.40%	7.88%	2.02%	5.64%
Jul 2023	4.14%	0.62%	4.76%	0.36%	5.11%	5.01%	5.16%	5.03%	4.65%	5.16%	5.12%	6.69%	2.41%	5.11%
Jun 2023	4.16%	0.58%	4.75%	0.34%	5.09%	4.52%	5.36%	4.87%	4.66%	5.29%	4.89%	6.46%	3.13%	5.09%
May 2023	4.06%	0.63%	4.69%	0.47%	5.17%	4.50%	5.41%	4.74%	4.69%	5.66%	5.02%	6.91%	2.71%	5.17%
Apr 2023	3.96%	0.65%	4.61%	0.49%	5.10%	4.70%	5.25%	4.78%	5.00%	4.96%	4.69%	7.32%	1.21%	5.10%
Mar 2023	3.98%	0.74%	4.72%	0.53%	5.25%	4.91%	5.82%	4.72%	5.28%	5.82%	3.78%	7.07%	1.69%	5.25%
Feb 2023	3.87%	0.67%	4.55%	0.43%	4.97%	4.15%	5.42%	4.38%	5.08%	5.05%	4.47%	6.49%	0.95%	4.97%
Jan 2023	4.52%	0.75%	5.27%	0.74%	6.01%	5.29%	6.26%	5.51%	5.74%	6.19%	5.91%	7.73%	2.94%	6.01%
2023	4.16%	0.70%	4.86%	0.55%	5.41%	4.99%	5.71%	5.00%	5.05%	5.63%	5.14%	7.17%	2.04%	5.41%
Dec 2022	4.94%	1.01%	5.96%	1.26%	7.22%	6.86%	8.41%	6.55%	7.00%	6.99%	6.11%	9.37%	3.38%	7.22%
Nov 2022	4.13%	0.83%	4.96%	0.73%	5.69%	5.42%	6.08%	4.72%	5.70%	5.86%	5.50%	7.20%	4.50%	5.69%
Oct 2022	4.21%	0.73%	4.94%	0.80%	5.74%	6.13%	5.89%	4.70%	6.12%	5.61%	5.44%	7.61%	4.36%	5.74%
Sep 2022	4.21%	0.69%	4.90%	0.68%	5.58%	5.94%	5.71%	4.50%	5.62%	5.79%	5.17%	7.86%	1.74%	5.58%
Aug 2022	4.17%	0.61%	4.78%	0.77%	5.55%	5.98%	5.16%	4.70%	5.46%	6.10%	5.25%	8.13%	2.72%	5.55%
Jul 2022	4.21%	0.67%	4.88%	1.84%	6.72%	6.74%	6.36%	5.75%	6.91%	7.32%	6.18%	9.33%	2.78%	6.72%
Jun 2022	4.18%	0.70%	4.89%	2.04%	6.93%	6.86%	6.30%	6.79%	6.56%	7.05%	7.62%	8.72%	2.52%	6.93%
May 2022	3.94%	0.72%	4.66%	1.02%	5.68%	5.77%	5.36%	5.69%	5.55%	5.89%	5.10%	7.61%	1.45%	5.68%
Apr 2022	4.13%	0.63%	4.77%	2.50%	7.27%	6.89%	7.07%	8.32%	6.43%	6.79%	7.25%	9.34%	4.64%	7.27%
Mar 2022	4.07%	0.64%	4.71%	5.18%	9.89%	8.99%	9.35%	11.77%	8.57%	10.01%	9.76%	11.75%	3.96%	9.89%
Feb 2022	3.84%	0.58%	4.42%	3.63%	8.05%	8.09%	7.88%	8.61%	8.19%	7.58%	6.77%	10.13%		8.05%
Jan 2022	3.74%	0.48%	4.21%	5.75%	9.97%	9.68%	8.66%	10.39%	10.14%	10.28%	9.52%	12.25%		9.97%
2022	4.15%	0.69%	4.84%	2.18%	7.02%	6.94%	6.85%	6.86%	6.85%	7.09%	6.62%	9.11%	3.21%	7.02%
Dec 2021	4.15%	0.60%	4.76%	3.33%	8.09%	7.85%	7.87%	9.99%	7.66%	7.48%	6.54%	9.43%		8.09%
Nov 2021	4.41%	0.82%	5.24%	2.48%	7.71%	8.10%	7.68%	8.63%	7.33%	7.49%	6.20%	9.76%		7.71%
Oct 2021	4.26%	0.71%	4.97%	1.67%	6.64%	6.94%	6.51%	7.34%	6.32%	6.39%	5.68%	8.54%		6.64%
Sep 2021	4.04%	0.60%	4.64%	1.13%	5.78%	5.58%	5.62%	5.68%	5.75%	5.70%	5.35%	7.66%		5.78%
Aug 2021	3.92%	0.58%	4.50%	1.25%	5.75%	5.83%	5.65%	6.32%	5.57%	5.50%	4.89%	7.49%		5.75%
Jul 2021	3.66%	0.52%	4.19%	0.78%	4.96%	5.13%	4.89%	4.94%	4.81%	5.03%	4.45%	6.43%		4.96%
Jun 2021	3.49%	0.50%	4.00%	0.55%	4.54%	4.58%	4.64%	4.29%	4.50%	4.52%	4.07%	5.93%		4.54%
May 2021	3.19%	0.44%	3.63%	0.63%	4.26%	4.20%	4.34%	4.26%	4.31%	3.96%	4.11%	4.88%		4.26%
Apr 2021	3.21%	0.40%	3.61%	0.82%	4.43%	4.30%	4.70%	4.13%	4.19%	4.39%	4.27%	5.65%		4.43%
Mar 2021	3.28%	0.40%	3.68%	1.14%	4.82%	4.12%	4.95%	4.46%	4.83%	4.63%	4.71%	6.48%		4.82%
Feb 2021	3.53%	0.54%	4.07%	2.25%	6.32%	4.51%	6.39%	5.98%	6.54%	6.49%	5.32%	9.42%		6.32%
Jan 2021	3.63%	0.45%	4.09%	5.85%	9.94%	7.57%	8.66%	9.90%	10.54%	10.52%	9.20%	14.12%		9.94%
2021	3.74%	0.55%	4.29%	1.82%	6.11%	5.74%	5.98%	6.35%	6.02%	6.01%	5.42%	8.00%		6.11%

