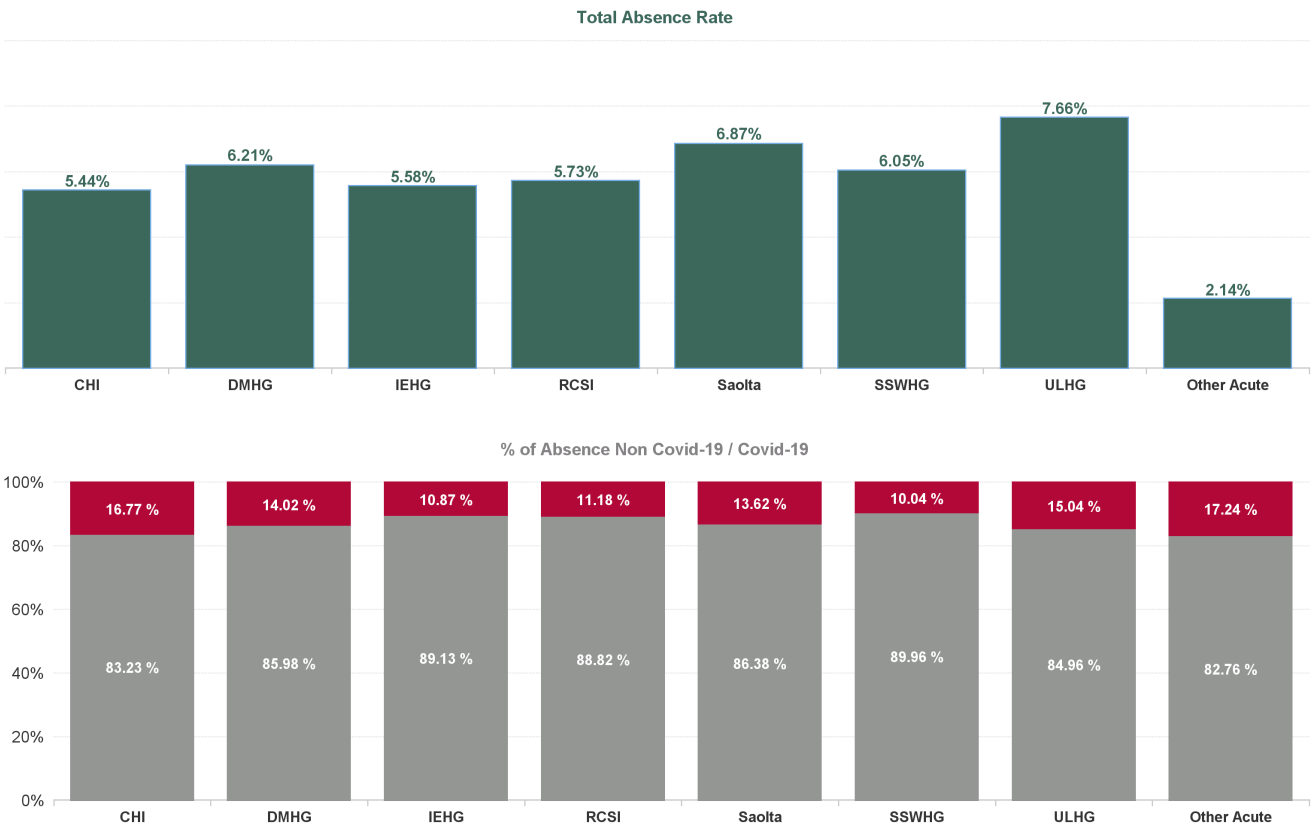


June 2024

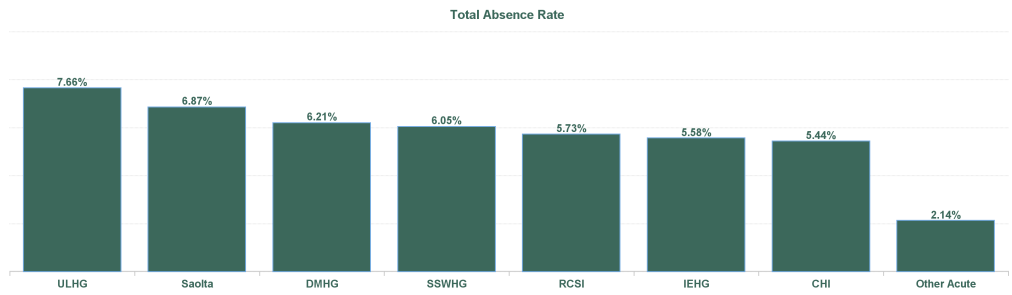
Health Service Absence Rate - by Staff Category: Jun 2024	Certified absence	Self- certified absence	Non Covid-19 absence	Covid-19 Absence	Total absence rate	% Non Covid-19 absence	% Covid-19 absence
Acute	4.67%	0.69%	5.37%	0.77%	6.14%	87.40%	12.60%
Medical & Dental	1.23%	0.24%	1.47%	0.21%	1.68%	87.32%	12.68%
Nursing & Midwifery	4.83%	0.96%	5.79%	0.88%	6.67%	86.79%	13.21%
Health & Social Care Professionals	3.94%	0.45%	4.39%	0.79%	5.18%	84.77%	15.23%
Management & Administrative	4.87%	0.43%	5.30%	0.72%	6.02%	88.10%	11.90%
General Support	6.90%	0.72%	7.62%	0.91%	8.53%	89.32%	10.68%
Patient & Client Care	7.44%	0.88%	8.32%	1.09%	9.41%	88.44%	11.56%

Health Service Absence Rate - by Hospital Group: Jun 2024	Certified absence	Self- certified absence	Non Covid-19 absence	Covid-19 Absence	Total absence rate	% Non Covid-19 absence	% Covid-19 absence
Acute	4.67%	0.69%	5.37%	0.77%	6.14%	87.40%	12.60%
Children's Health Ireland	3.99%	0.54%	4.53%	0.91%	5.44%	83.23%	16.77%
Dublin Midlands Hospital Group	4.53%	0.81%	5.34%	0.87%	6.21%	85.98%	14.02%
Ireland East Hospital Group	4.39%	0.58%	4.97%	0.61%	5.58%	89.13%	10.87%
RCSI Hospitals Group	4.48%	0.61%	5.09%	0.64%	5.73%	88.82%	11.18%
Saolta University Hospital Care Group	5.12%	0.81%	5.93%	0.94%	6.87%	86.38%	13.62%
South/South West Hospital Group	4.70%	0.75%	5.44%	0.61%	6.05%	89.96%	10.04%
University of Limerick Hospital Group	5.86%	0.65%	6.51%	1.15%	7.66%	84.96%	15.04%
Other Acute Services	1.53%	0.23%	1.77%	0.37%	2.14%	82.76%	17.24%

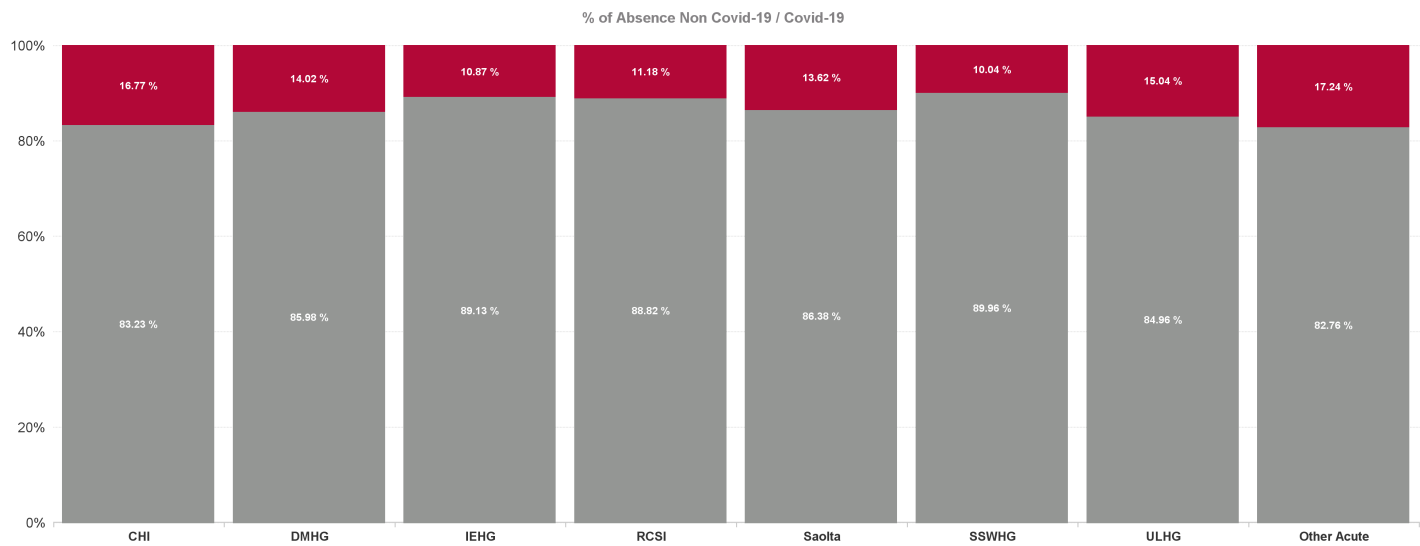
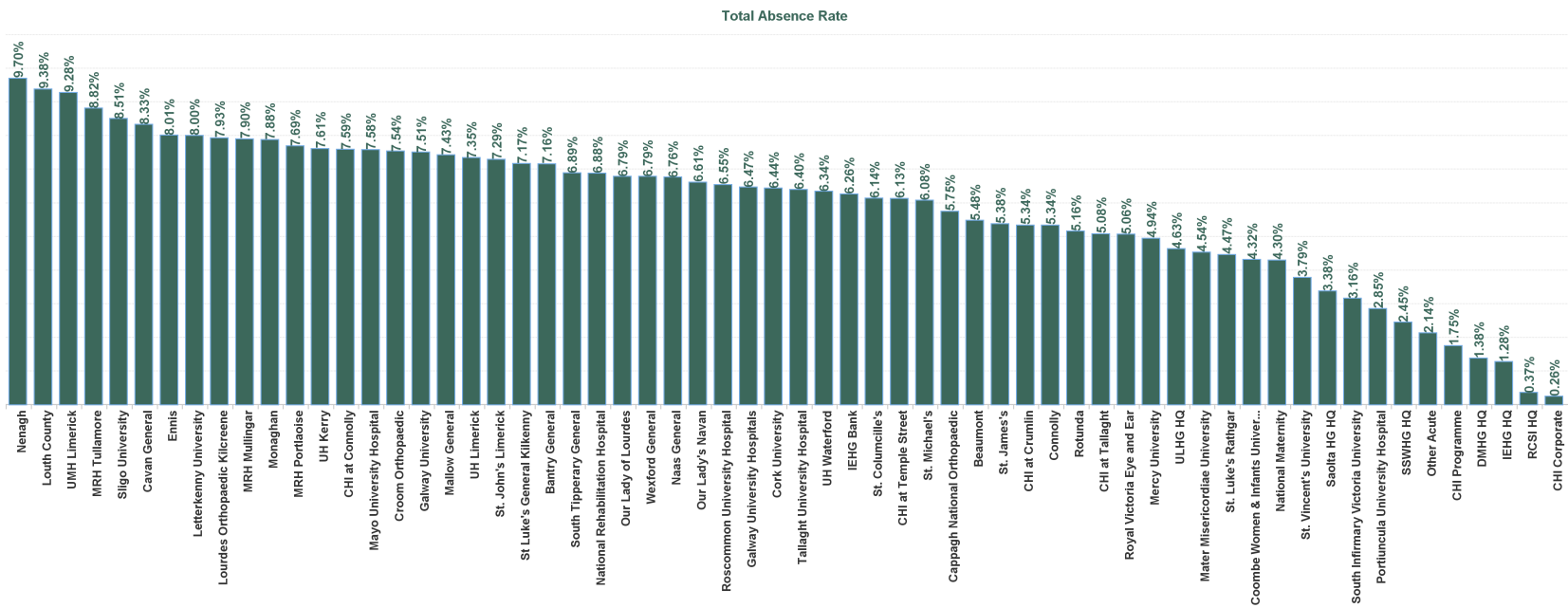


June 2024

Health Service Absence Rate - by HG, CHO/Care Group & Staff Category : Jun 2024	Certified absence	Self- certified absence	Non Covid-19 absence	Covid-19 Absence	Total absence rate	Medical & Dental	Nursing & Midwifery	Health & Social Care Professionals	Management & Administrative	General Support	Patient & Client Care
Acute	4.67%	0.69%	5.37%	0.77%	6.14%	1.68%	6.67%	5.18%	6.02%	8.53%	9.41%
Children's Health Ireland	3.99%	0.54%	4.53%	0.91%	5.44%	1.63%	5.83%	5.59%	5.78%	9.27%	8.18%
Dublin Midlands Hospital Group	4.53%	0.81%	5.34%	0.87%	6.21%	1.86%	6.83%	4.87%	6.42%	7.57%	9.33%
Ireland East Hospital Group	4.39%	0.58%	4.97%	0.61%	5.58%	2.12%	5.83%	5.10%	5.29%	7.98%	7.96%
RCSI Hospitals Group	4.48%	0.61%	5.09%	0.64%	5.73%	1.66%	6.07%	4.23%	5.88%	8.39%	8.98%
Saoita University Hospital Care Group	5.12%	0.81%	5.93%	0.94%	6.87%	1.38%	7.83%	6.42%	6.62%	8.70%	10.89%
South/South West Hospital Group	4.70%	0.75%	5.44%	0.61%	6.05%	1.61%	6.82%	5.56%	5.50%	7.66%	9.52%
University of Limerick Hospital Group	5.86%	0.65%	6.51%	1.15%	7.66%	1.14%	7.87%	5.90%	7.23%	12.00%	10.80%
Other Acute Services	1.53%	0.23%	1.77%	0.37%	2.14%	0.00%	0.00%	1.23%	2.92%		



Health Service Absence Rate - by HQ, CHO/Care Group & Staff Category- Jun 2024	Certified absence	Self-certified absence	Non Covid-19 absence	Covid-19 Absence	Total absence rate	Medical & Dental	Nursing & Midwifery	Health & Social Care Professionals	Management & Administrative	General Support	Patient & Client Care
Total	4.67%	0.69%	5.37%	0.77%	6.14%	1.68%	6.67%	5.18%	6.02%	8.53%	9.41%
CHI at Connolly	6.33%	0.41%	6.74%	0.85%	7.59%	0.00%	5.84%	5.28%	14.86%	0.00%	16.49%
CHI at Crumlin	3.86%	0.59%	4.45%	0.89%	5.34%	2.08%	5.04%	5.22%	6.84%	8.96%	6.74%
CHI at Tallaght	3.72%	0.47%	4.19%	0.89%	5.08%	2.95%	4.71%	4.38%	9.13%	0.00%	12.06%
CHI at Temple Street	4.51%	0.53%	5.04%	1.09%	6.13%	0.77%	7.60%	6.96%	5.67%	10.14%	9.53%
CHI Corporate	0.13%	0.13%	0.26%	0.00%	0.26%	0.00%	0.00%	0.00%	0.31%		
CHI Programme	1.43%	0.20%	1.63%	0.12%	1.75%	0.00%	0.00%	1.49%	1.72%	20.15%	
Children's Health Ireland	3.90%	0.54%	4.53%	0.91%	5.44%	1.63%	5.83%	5.59%	5.78%	9.27%	8.18%
Coombe Women & Infants University Hospital	2.25%	1.50%	3.75%	0.57%	4.32%	3.08%	5.64%	2.41%	3.01%	4.51%	3.59%
DMHG HQ	1.00%	0.38%	1.38%	0.00%	1.38%		0.00%	0.00%	1.51%		
MRH Mullingar	6.50%	0.59%	7.10%	0.81%	7.90%	1.42%	7.61%	7.00%	7.93%	12.31%	13.63%
MRH Portlaoise	5.93%	0.90%	6.83%	0.87%	7.69%	2.56%	8.39%	8.61%	8.45%	15.06%	7.59%
MRH Tullamore	7.12%	0.70%	7.82%	1.00%	8.82%	3.54%	9.15%	6.58%	6.62%	9.09%	13.92%
Nass General	5.21%	0.92%	6.14%	0.63%	6.76%	3.62%	5.59%	6.61%	7.55%	9.77%	9.35%
St. James's	3.92%	0.79%	4.71%	0.67%	5.38%	0.86%	6.52%	2.99%	6.38%	6.75%	7.61%
St. Luke's Rathgar	3.01%	0.47%	3.48%	0.96%	4.47%	0.00%	6.62%	3.39%	3.82%	11.96%	7.44%
Tallaght University Hospital	4.36%	0.73%	5.09%	1.30%	6.40%	2.35%	6.58%	7.01%	7.73%	7.00%	8.05%
Dublin Midlands Hospital Group	4.53%	0.81%	5.34%	0.87%	6.21%	1.86%	6.83%	4.87%	6.42%	7.57%	9.33%
IEHG Bank	6.16%	0.10%	6.26%	0.00%	6.26%		6.61%	0.00%			0.00%
IEHG HQ	0.94%	0.34%	1.28%	0.00%	1.28%		0.00%	0.00%	1.55%		
Lourdes Orthopaedic Kilsreene	7.44%	0.49%	7.93%	0.00%	7.93%	0.00%	5.79%		10.98%	15.02%	
National Maternity	3.39%	0.23%	3.62%	0.68%	4.30%	2.37%	4.09%	4.55%	5.00%	5.62%	4.09%
National Rehabilitation Hospital	5.64%	0.71%	6.35%	0.53%	6.88%	0.53%	8.36%	5.83%	7.56%	4.61%	7.88%
Royal Victoria Eye and Ear	3.90%	0.73%	4.62%	0.44%	5.06%	3.03%	7.15%	3.59%	2.47%	4.81%	14.53%
South Tipperary General	5.30%	0.59%	5.90%	1.00%	6.89%	6.55%	6.59%	6.17%	6.64%	6.37%	10.49%
St. Columcille's	4.98%	0.60%	5.58%	0.55%	6.14%	3.23%	5.55%	9.81%	7.76%	6.32%	5.13%
St Luke's General Kilkenny	5.54%	0.66%	6.20%	0.97%	7.17%	1.03%	7.65%	6.25%	6.59%	10.78%	10.04%
St. Michael's	3.73%	0.86%	4.59%	1.49%	6.08%	2.62%	8.99%	1.70%	5.58%	6.66%	0.41%
St. Vincent's University	3.06%	0.51%	3.57%	0.22%	3.79%	1.00%	3.91%	3.63%	3.83%	4.91%	8.51%
UH Waterford	4.94%	0.61%	5.55%	0.79%	6.34%	2.43%	6.83%	5.96%	5.84%	10.12%	9.71%
Wexford General	5.49%	0.74%	6.24%	0.55%	6.79%	2.94%	5.79%	5.36%	6.87%	13.07%	5.90%
Ireland East Hospital Group	4.39%	0.58%	4.97%	0.61%	5.58%	2.12%	5.83%	5.10%	5.29%	7.98%	7.96%
Beaumont	4.38%	0.53%	4.91%	0.57%	5.48%	1.14%	5.58%	3.25%	6.25%	9.03%	10.05%
Cappagh National Orthopaedic	3.95%	0.50%	4.45%	1.30%	5.75%	0.53%	8.43%	2.71%	2.70%	1.71%	12.00%
Cavan General	6.46%	0.66%	7.13%	1.21%	8.33%	4.07%	9.06%	5.61%	8.26%	7.98%	13.37%
Connolly	4.06%	0.60%	4.66%	0.68%	5.34%	0.46%	6.19%	3.89%	5.73%	10.25%	6.79%
Louth County	7.51%	0.55%	8.07%	1.32%	9.38%	0.00%	9.30%	1.35%	9.31%	8.09%	16.49%
Mater Misericordiae University	3.56%	0.55%	4.11%	0.42%	4.54%	2.08%	4.24%	4.56%	5.04%	6.67%	5.36%
Monaghan	6.09%	0.88%	6.97%	0.91%	7.88%	0.00%	6.95%	6.76%	2.07%	1.38%	12.99%
Our Lady of Lourdes	5.23%	0.72%	5.95%	0.84%	6.79%	1.96%	7.85%	5.54%	8.35%	11.62%	7.08%
Our Lady's Navan	5.39%	0.70%	6.09%	0.52%	6.61%	1.28%	7.49%	5.39%	5.74%	2.69%	11.56%
RCSI HQ	0.37%	0.00%	0.37%	0.00%	0.37%	0.00%	0.00%	0.00%	0.46%		
Rolunda	4.03%	0.95%	4.97%	0.19%	5.16%	2.06%	5.45%	4.81%	4.53%	9.15%	3.37%
RCSI Hospitals Group	4.48%	0.61%	5.09%	0.64%	5.73%	1.66%	6.07%	4.23%	5.88%	8.39%	8.98%
Galway University	5.72%	0.32%	6.03%	1.47%	7.51%	0.58%	11.30%	7.91%	3.50%	7.19%	12.56%
Galway University Hospitals	4.72%	0.50%	5.21%	1.26%	6.47%	0.69%	8.10%	6.03%	7.02%	7.71%	12.30%
Letterkenny University	6.38%	0.66%	7.04%	0.96%	8.00%	3.05%	8.32%	5.55%	9.88%	8.41%	10.47%
Mayo University Hospital	6.24%	0.63%	6.87%	0.71%	7.58%	3.72%	8.27%	9.60%	8.98%	6.86%	6.58%
Portluncula University Hospital	0.02%	2.83%	2.85%	0.00%	2.85%	0.00%	5.32%	0.00%	0.67%	3.64%	2.56%
Roscommon University Hospital	5.10%	0.65%	5.75%	0.79%	6.55%	1.50%	6.47%	8.84%	3.44%	9.83%	7.76%
Saolta HG HQ	2.91%	0.12%	3.03%	0.35%	3.38%	0.00%	3.11%	0.00%	3.50%		
Sligo University	6.87%	0.81%	7.68%	0.83%	8.51%	1.86%	7.50%	8.97%	7.10%	12.72%	16.66%
Saolta University Hospital Care Group	5.12%	0.81%	5.93%	0.94%	6.87%	1.38%	7.83%	6.42%	6.62%	8.70%	10.89%
Bantry General	6.22%	0.55%	6.77%	0.39%	7.16%	0.23%	9.05%	3.10%	3.76%	0.41%	11.09%
Cork University	5.08%	0.76%	5.84%	0.60%	6.44%	1.58%	7.00%	6.33%	7.12%	9.18%	9.57%
Mallow General	5.41%	0.72%	6.13%	1.30%	7.43%	2.27%	7.29%	2.69%	9.02%	2.36%	14.30%
Mercy University	3.72%	0.69%	4.41%	0.53%	4.94%	1.04%	5.12%	6.70%	3.76%	7.74%	7.36%
South Infirmary Victoria University	2.08%	0.59%	2.66%	0.50%	3.16%	2.03%	3.74%	1.97%	2.83%	2.65%	7.66%
SSWHG HQ	2.22%	0.23%	2.45%	0.00%	2.45%		0.00%	0.00%	2.79%		
UH Kerry	5.92%	0.96%	6.88%	0.73%	7.61%	2.23%	9.32%	4.13%	8.72%	7.69%	9.80%
South/South West Hospital Group	4.70%	0.75%	5.44%	0.61%	6.05%	1.61%	6.82%	5.56%	5.59%	7.66%	9.52%
Croom Orthopaedic	5.78%	0.43%	6.21%	1.33%	7.54%	0.20%	7.35%	0.00%	7.34%	16.58%	6.56%
Ennis	5.54%	0.39%	5.93%	2.09%	8.01%	0.93%	6.46%	5.73%	9.62%	12.90%	10.30%
Nenagh	7.63%	0.60%	8.23%	1.47%	9.70%	0.95%	10.79%	10.41%	10.25%	7.55%	10.84%
St. John's Limerick	4.83%	0.43%	5.26%	2.03%	7.29%	0.44%	6.44%	3.91%	4.10%	21.95%	7.63%
UH Limerick	5.65%	0.72%	6.37%	0.98%	7.35%	1.17%	7.98%	5.98%	7.54%	10.03%	11.78%
ULHG HQ	4.63%	0.00%	4.63%	0.00%	4.63%		0.00%		4.80%		
UMH Limerick	7.77%	0.62%	8.39%	0.86%	9.28%	1.91%	7.48%	0.00%	5.94%	21.23%	16.39%
University of Limerick Hospital Group	5.86%	0.65%	6.51%	1.15%	7.66%	1.14%	7.67%	5.90%	7.23%	12.00%	10.80%
Other Acute Services	1.53%	0.23%	1.77%	0.37%	2.14%	0.00%	0.00%	1.23%	2.92%		
Acute Services	4.67%	0.69%	5.37%	0.77%	6.14%	1.68%	6.67%	5.18%	6.02%	8.53%	9.41%



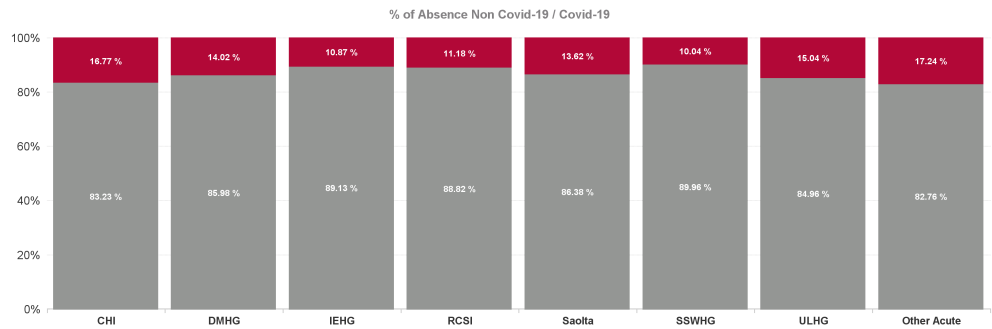
June 2024

Health Service Covid 19 Absence Rate - by Hospital & Staff Category: Jun 2024	Non Covid-19 absence	Covid-19 absence	Total absence rate	Medical & Dental	Nursing & Midwifery	Health & Social Care Professionals	Management & Administrative	General Support	Patient & Client Care
Acute	5.37%	0.77%	6.14%	0.21%	0.88%	0.79%	0.72%	0.91%	1.09%
CHI at Connolly	6.74%	0.85%	7.59%	0.00%	0.76%	0.85%	1.80%	0.00%	0.00%
CHI at Crumlin	4.45%	0.89%	5.34%	0.74%	0.61%	1.44%	1.14%	1.43%	0.28%
CHI at Tallaght	4.19%	0.89%	5.08%	1.04%	0.91%	0.77%	0.93%	0.00%	0.00%
CHI at Temple Street	5.04%	1.09%	6.13%	0.00%	1.30%	2.96%	0.16%	0.00%	3.05%
CHI Corporate	0.26%	0.00%	0.26%	0.00%	0.00%	0.00%	0.00%		
CHI Programme	1.63%	0.12%	1.75%	0.00%	0.00%	1.49%	0.00%	0.00%	
Children's Health Ireland	4.53%	0.91%	5.44%	0.48%	0.86%	1.83%	0.65%	0.98%	0.97%
Coombe Women & Infants University Hospital	3.75%	0.57%	4.32%	0.20%	0.34%	0.73%	0.34%	2.06%	0.00%
DMHG HQ	1.38%	0.00%	1.38%		0.00%	0.00%	0.00%		
MRH Mullingar	7.10%	0.81%	7.90%	0.16%	0.79%	1.23%	1.11%	0.00%	1.16%
MRH Portlaoise	6.83%	0.87%	7.69%	0.05%	0.96%	1.13%	1.13%	0.00%	1.12%
MRH Tullamore	7.82%	1.00%	8.82%	0.65%	1.44%	0.29%	0.31%	2.04%	0.86%
Naas General	6.14%	0.63%	6.76%	0.56%	0.29%	0.48%	0.83%	1.44%	1.05%
St. James's	4.71%	0.67%	5.38%	0.14%	0.98%	0.42%	0.56%	0.92%	0.48%
St. Luke's Rathgar	3.48%	0.98%	4.47%	0.00%	3.25%	0.77%	0.76%	0.34%	0.00%
Tallaght University Hospital	5.09%	1.30%	6.40%	0.18%	1.35%	1.51%	1.44%	1.52%	2.08%
Dublin Midlands Hospital Group	5.34%	0.87%	6.21%	0.21%	1.04%	0.79%	0.82%	1.22%	0.99%
IEHG Bank	6.26%	0.00%	6.26%		0.00%	0.00%			0.00%
IEHG HQ	1.28%	0.00%	1.28%		0.00%	0.00%	0.00%		
Lourdes Orthopaedic Kilcreene	7.93%	0.00%	7.93%	0.00%	0.00%		0.00%	0.00%	
National Maternity	3.62%	0.68%	4.30%	0.00%	0.76%	2.21%	0.59%	0.27%	0.54%
National Rehabilitation Hospital	6.35%	0.53%	6.88%	0.00%	0.59%	0.43%	0.61%	0.00%	0.93%
Royal Victoria Eye and Ear	4.62%	0.44%	5.06%	0.00%	1.00%	0.00%	0.00%	0.56%	0.00%
South Tipperary General	5.90%	1.00%	6.89%	1.23%	0.76%	1.13%	1.31%	0.83%	1.60%
St. Columille's	5.58%	0.55%	6.14%	0.00%	0.89%	0.77%	0.39%	0.69%	0.17%
St Luke's General Kilkenny	6.20%	0.97%	7.17%	0.00%	1.12%	0.50%	0.59%	1.76%	1.36%
St. Michael's	4.59%	1.49%	6.08%	0.00%	3.09%	0.58%	0.20%	0.47%	0.00%
St. Vincent's University	3.57%	0.22%	3.79%	0.00%	0.13%	0.50%	0.38%	0.48%	0.08%
UH Waterford	5.55%	0.79%	6.34%	0.29%	0.88%	0.91%	0.79%	0.92%	1.17%
Wexford General	6.24%	0.55%	6.79%	0.17%	0.19%	0.00%	1.29%	1.28%	0.81%
Ireland East Hospital Group	4.97%	0.61%	5.58%	0.17%	0.66%	0.68%	0.60%	0.80%	0.74%
Beaumont	4.91%	0.57%	5.48%	0.11%	0.40%	0.56%	0.89%	0.93%	1.19%
Cappagh National Orthopaedic	4.45%	1.30%	5.75%	0.44%	2.14%	0.21%	0.63%	1.36%	1.79%
Cavan General	7.13%	1.21%	8.33%	0.58%	1.27%	0.97%	0.31%	1.27%	2.73%
Connolly	4.66%	0.68%	5.34%	0.00%	1.05%	0.47%	0.38%	0.81%	0.78%
Louth County	8.07%	1.32%	9.38%	0.00%	1.62%	0.00%	0.89%	0.42%	3.07%
Mater Misericordiae University	4.11%	0.42%	4.54%	0.14%	0.39%	0.68%	0.53%	0.12%	0.74%
Monaghan	6.97%	0.91%	7.88%	0.00%	0.42%	0.58%	1.35%	1.38%	1.61%
Our Lady of Lourdes	5.95%	0.84%	6.79%	0.00%	1.32%	0.59%	0.70%	0.51%	1.28%
Our Lady's Navan	6.09%	0.52%	6.61%	0.00%	0.62%	1.14%	0.39%	0.70%	0.39%

RCSI HQ	0.37%	0.00%	0.37%
Rotunda	4.97%	0.19%	5.16%
RCSI Hospitals Group	5.09%	0.64%	5.73%
Galway University	6.03%	1.47%	7.51%
Galway University Hospitals	5.21%	1.26%	6.47%
Letterkenny University	7.04%	0.96%	8.00%
Mayo University Hospital	6.87%	0.71%	7.58%
Portlincula University Hospital	2.85%	0.00%	2.85%
Roscommon University Hospital	5.75%	0.79%	6.55%
Saolta HG HQ	3.03%	0.35%	3.38%
Sligo University	7.68%	0.83%	8.51%
Saolta University Hospital Care Group	5.93%	0.94%	6.87%
Bantry General	6.77%	0.39%	7.16%
Cork University	5.84%	0.60%	6.44%
Mallow General	6.13%	1.30%	7.43%
Mercy University	4.41%	0.53%	4.94%
South Infirmary Victoria University	2.66%	0.50%	3.16%
SSWHG HQ	2.45%	0.00%	2.45%
UH Kerry	6.88%	0.73%	7.61%
South/South West Hospital Group	5.44%	0.61%	6.05%
Croom Orthopaedic	6.21%	1.33%	7.54%
Ennis	5.93%	2.09%	8.01%
Nenagh	8.23%	1.47%	9.70%
St. John's Limerick	5.26%	2.03%	7.29%
UH Limerick	6.37%	0.98%	7.35%
ULHG HQ	4.63%	0.00%	4.63%
UMH Limerick	8.39%	0.89%	9.28%
University of Limerick Hospital Group	6.51%	1.15%	7.66%
Other Acute	1.77%	0.37%	2.14%
Other Acute Services	1.77%	0.37%	2.14%
Acute Services	5.37%	0.77%	6.14%

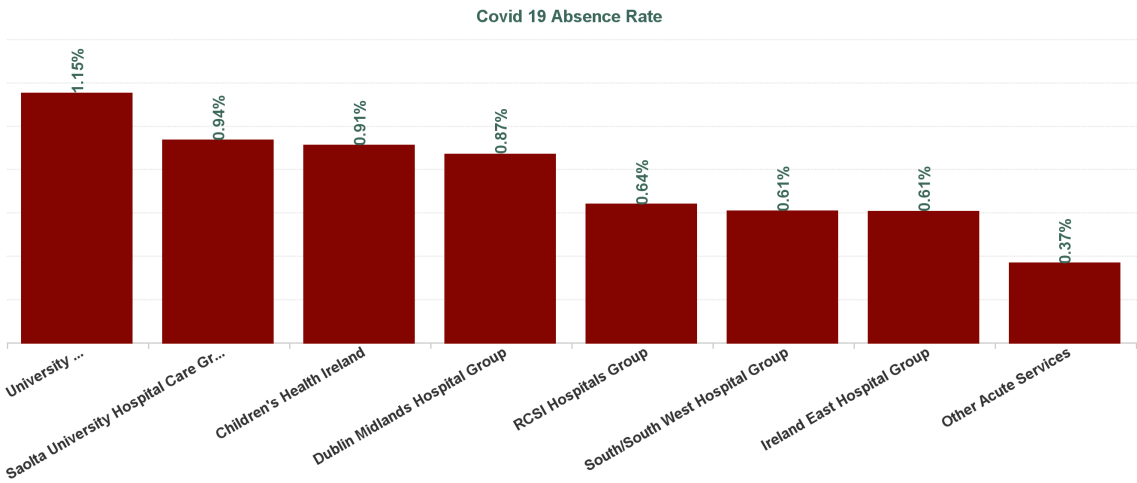
0.00%	0.00%	0.00%	0.00%		
0.00%	0.08%	1.11%	0.19%	0.28%	0.00%
0.12%	0.70%	0.64%	0.60%	0.61%	1.20%
0.58%	2.64%	0.81%	1.23%	0.24%	1.74%
0.25%	1.55%	1.03%	1.57%	1.47%	2.13%
0.76%	0.84%	0.91%	1.16%	1.24%	1.04%
0.93%	0.62%	0.70%	0.98%	0.99%	0.40%
0.00%	0.00%	0.00%	0.00%	0.00%	0.00%
0.21%	1.34%	0.99%	0.07%	0.00%	1.18%
0.00%	0.52%	0.00%	0.33%		
0.25%	1.24%	0.31%	0.40%	0.69%	1.11%
0.37%	1.14%	0.76%	0.95%	0.89%	1.21%
0.00%	0.56%	0.00%	0.00%	0.00%	0.65%
0.07%	0.68%	0.76%	0.76%	0.42%	1.44%
0.00%	0.51%	1.15%	1.35%	0.35%	4.29%
0.54%	0.54%	0.66%	0.48%	0.60%	0.42%
0.16%	0.53%	0.30%	0.70%	0.13%	1.58%
	0.00%	0.00%	0.00%		
0.09%	0.86%	0.33%	0.77%	0.53%	1.85%
0.15%	0.66%	0.63%	0.64%	0.41%	1.42%
0.00%	0.69%	0.00%	0.00%	0.57%	3.90%
0.00%	3.20%	0.00%	1.79%	1.89%	1.24%
0.00%	2.16%	3.57%	0.42%	0.49%	0.95%
0.00%	1.91%	0.11%	0.27%	9.97%	0.00%
0.11%	1.11%	0.78%	0.90%	1.82%	0.75%
	0.00%		0.00%		
0.00%	1.49%	0.00%	0.00%	0.40%	0.00%
0.08%	1.37%	0.80%	0.75%	2.12%	1.11%
0.00%	0.00%	0.00%	0.56%		
0.00%	0.00%	0.00%	0.56%		
0.21%	0.88%	0.79%	0.72%	0.91%	1.09%

Health Service Absence Rate - by HG, CHO/Care Group & Staff Category: Jun 2024	Certified absence	Self-certified absence	Non Covid-19 absence	Covid-19 Absence	Total absence rate	Medical & Dental	Nursing & Midwifery	Health & Social Care Professionals	Management & Administrative	General Support	Patient & Client Care
Total	4.67%	0.69%	5.37%	0.77%	6.14%	1.68%	6.67%	5.18%	6.02%	8.53%	9.41%
Section 38 Hospitals	3.99%	0.54%	4.53%	0.91%	5.44%	1.63%	5.83%	5.59%	5.78%	9.27%	8.18%
Children's Health Ireland	3.99%	0.54%	4.53%	0.91%	5.44%	1.63%	5.83%	5.59%	5.78%	9.27%	8.18%
Health Service Executive	5.82%	0.72%	6.54%	0.84%	7.38%	2.31%	7.73%	5.80%	6.42%	11.38%	11.31%
Section 38 Hospitals	3.87%	0.86%	4.73%	0.88%	5.62%	1.63%	6.43%	4.33%	6.42%	6.38%	7.46%
Dublin Midlands Hospital Group	4.53%	0.81%	5.34%	0.87%	6.21%	1.86%	6.83%	4.87%	6.42%	7.57%	9.33%
Health Service Executive	5.21%	0.63%	5.84%	0.78%	6.62%	2.80%	6.64%	6.33%	6.18%	10.37%	8.39%
Section 38 Hospitals	3.53%	0.53%	4.06%	0.42%	4.48%	1.38%	4.92%	4.20%	4.46%	5.13%	7.45%
Ireland East Hospital Group	4.39%	0.58%	4.97%	0.61%	5.58%	2.12%	5.83%	5.10%	5.29%	7.98%	7.96%
Health Service Executive	5.28%	0.67%	5.94%	0.86%	6.80%	1.87%	7.64%	4.93%	6.92%	9.39%	10.14%
Section 38 Hospitals	4.00%	0.58%	4.58%	0.51%	5.09%	1.50%	5.15%	3.87%	5.33%	7.94%	8.00%
RCSI Hospitals Group	4.48%	0.61%	5.09%	0.64%	5.73%	1.66%	6.07%	4.23%	5.88%	8.39%	8.98%
Health Service Executive	5.12%	0.81%	5.93%	0.94%	6.87%	1.38%	7.83%	6.42%	6.62%	8.70%	10.89%
Saolta University Hospital Care Group	5.12%	0.81%	5.93%	0.94%	6.87%	1.38%	7.83%	6.42%	6.62%	8.70%	10.89%
Health Service Executive	5.28%	0.78%	6.06%	0.64%	6.70%	1.68%	7.54%	5.77%	6.99%	8.32%	10.39%
Section 38 Hospitals	3.05%	0.65%	3.70%	0.52%	4.22%	1.38%	4.57%	5.02%	3.30%	4.69%	7.41%
South/South West Hospital Group	4.70%	0.75%	5.44%	0.61%	6.05%	1.61%	6.82%	5.56%	5.50%	7.66%	9.52%
Health Service Executive	5.95%	0.67%	6.62%	1.08%	7.69%	1.18%	8.00%	6.05%	7.60%	11.31%	11.13%
Section 38 Hospitals	4.83%	0.43%	5.26%	2.03%	7.29%	0.44%	6.44%	3.91%	4.10%	21.95%	7.63%
University of Limerick Hospital Group	5.86%	0.65%	6.51%	1.15%	7.66%	1.14%	7.87%	5.90%	7.23%	12.00%	10.80%
Other Acute Services	1.53%	0.23%	1.77%	0.37%	2.14%	0.00%	0.00%	1.23%	2.92%		
Acute Services	4.67%	0.69%	5.37%	0.77%	6.14%	1.68%	6.67%	5.18%	6.02%	8.53%	9.41%



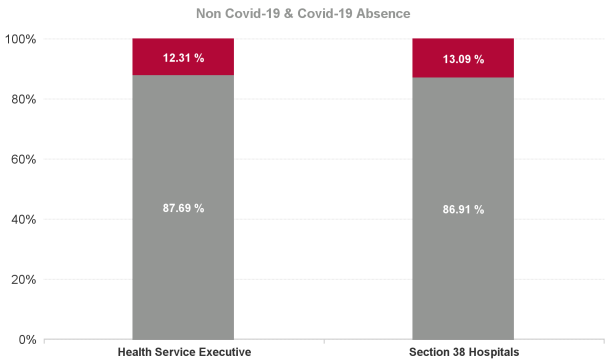
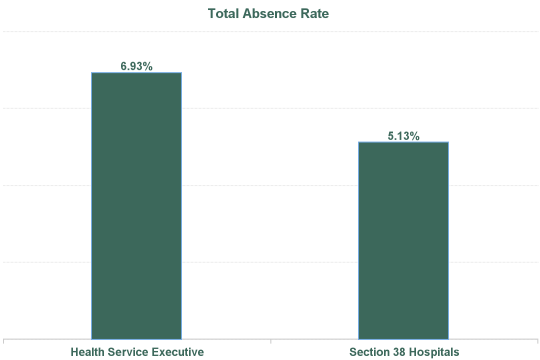
June 2024

Health Service Covid 19 Absence Rate - by Hospital & Staff Category: Jun 2024	Non Covid-19 absence	Covid-19 Absence	Total absence rate	Medical & Dental	Nursing & Midwifery	Health & Social Care Professionals	Management & Administrative	General Support	Patient & Client Care
Acute	5.37%	0.77%	6.14%	0.21%	0.88%	0.79%	0.72%	0.91%	1.09%
Section 38 Hospitals	4.53%	0.91%	5.44%	0.48%	0.86%	1.83%	0.65%	0.98%	0.97%
Children's Health Ireland	4.53%	0.91%	5.44%	0.48%	0.86%	1.83%	0.65%	0.98%	0.97%
Health Service Executive	6.54%	0.84%	7.38%	0.31%	1.05%	0.73%	0.74%	0.82%	1.01%
Section 38 Hospitals	4.73%	0.88%	5.62%	0.16%	1.04%	0.82%	0.86%	1.34%	0.96%
Dublin Midlands Hospital Group	5.34%	0.87%	6.21%	0.21%	1.04%	0.79%	0.82%	1.22%	0.99%
Health Service Executive	5.84%	0.78%	6.62%	0.32%	0.76%	0.75%	0.83%	1.15%	1.05%
Section 38 Hospitals	4.06%	0.42%	4.48%	0.00%	0.54%	0.64%	0.39%	0.38%	0.37%
Ireland East Hospital Group	4.97%	0.61%	5.58%	0.17%	0.66%	0.68%	0.60%	0.80%	0.74%
Health Service Executive	5.94%	0.86%	6.80%	0.11%	1.16%	0.67%	0.51%	0.75%	1.45%
Section 38 Hospitals	4.58%	0.51%	5.09%	0.12%	0.44%	0.62%	0.66%	0.55%	1.00%
RCSI Hospitals Group	5.09%	0.64%	5.73%	0.12%	0.70%	0.64%	0.60%	0.61%	1.20%
Health Service Executive	5.93%	0.94%	6.87%	0.37%	1.14%	0.76%	0.95%	0.89%	1.21%
Saolta University Hospital Care Group	5.93%	0.94%	6.87%	0.37%	1.14%	0.76%	0.95%	0.89%	1.21%
Health Service Executive	6.06%	0.64%	6.70%	0.07%	0.70%	0.67%	0.68%	0.43%	1.75%
Section 38 Hospitals	3.70%	0.52%	4.22%	0.41%	0.54%	0.53%	0.59%	0.32%	0.62%
South/South West Hospital Group	5.44%	0.61%	6.05%	0.15%	0.66%	0.63%	0.64%	0.41%	1.42%
Health Service Executive	6.62%	1.08%	7.69%	0.09%	1.32%	0.86%	0.80%	1.57%	1.22%
Section 38 Hospitals	5.26%	2.03%	7.29%	0.00%	1.91%	0.11%	0.27%	9.97%	0.00%
University of Limerick Hospital Group	6.51%	1.15%	7.66%	0.08%	1.37%	0.80%	0.75%	2.12%	1.11%
Health Service Executive	1.77%	0.37%	2.14%	0.00%	0.00%	0.00%	0.56%		
Other Acute Services	1.77%	0.37%	2.14%	0.00%	0.00%	0.00%	0.56%		
Acute Services	5.37%	0.77%	6.14%	0.21%	0.88%	0.79%	0.72%	0.91%	1.09%



June 2024

Health Service Absence Rate - by Admin : Jun 2024	Certified absence	Self-certified absence	Non Covid-19 absence	Covid-19 Absence	Total absence rate	Medical & Dental	Nursing & Midwifery	Health & Social Care Professionals	Management & Administrative	General Support	Patient & Client Care
Total	4.67%	0.69%	5.37%	0.77%	6.14%	1.68%	6.67%	5.18%	6.02%	8.53%	9.41%
Health Service Executive	5.35%	0.73%	6.08%	0.85%	6.93%	1.80%	7.55%	5.92%	6.69%	9.59%	10.48%
Section 38 Hospitals	3.81%	0.65%	4.46%	0.67%	5.13%	1.52%	5.54%	4.40%	5.30%	7.00%	7.68%



Health Service Absence Rate - by Staff Category: Jun 2024	Certified absence	Self- certified absence	Non Covid-19 absence	Covid-19 Absence	Total absence rate	% Non Covid-19 absence	% Covid-19 absence
CHI	3.99%	0.54%	4.53%	0.91%	5.44%	83.23%	16.77%
Medical & Dental	0.92%	0.23%	1.15%	0.48%	1.63%	70.63%	29.37%
Nursing & Midwifery	4.23%	0.74%	4.97%	0.86%	5.83%	85.22%	14.78%
Health & Social Care Professionals	3.39%	0.37%	3.76%	1.83%	5.59%	67.32%	32.68%
Management & Administrative	4.83%	0.30%	5.13%	0.65%	5.78%	88.82%	11.18%
General Support	7.57%	0.71%	8.29%	0.98%	9.27%	89.42%	10.58%
Patient & Client Care	6.00%	1.21%	7.21%	0.97%	8.18%	88.15%	11.85%

Health Service Absence Rate - by Staff Category: Jun 2024	Certified absence	Self- certified absence	Non Covid-19 absence	Covid-19 Absence	Total absence rate	% Non Covid-19 absence	% Covid-19 absence
DMHG	4.53%	0.81%	5.34%	0.87%	6.21%	85.98%	14.02%
Medical & Dental	1.24%	0.41%	1.65%	0.21%	1.86%	88.62%	11.38%
Nursing & Midwifery	4.69%	1.10%	5.79%	1.04%	6.83%	84.73%	15.27%
Health & Social Care Professionals	3.52%	0.56%	4.08%	0.79%	4.87%	83.82%	16.18%
Management & Administrative	5.13%	0.47%	5.60%	0.82%	6.42%	87.19%	12.81%
General Support	5.43%	0.92%	6.35%	1.22%	7.57%	83.90%	16.10%
Patient & Client Care	7.43%	0.92%	8.35%	0.99%	9.33%	89.44%	10.56%

Health Service Absence Rate - by Staff Category: Jun 2024	Certified absence	Self- certified absence	Non Covid-19 absence	Covid-19 Absence	Total absence rate	% Non Covid-19 absence	% Covid-19 absence
IEHG	4.39%	0.58%	4.97%	0.61%	5.58%	89.13%	10.87%
Medical & Dental	1.71%	0.24%	1.95%	0.17%	2.12%	92.07%	7.93%
Nursing & Midwifery	4.41%	0.76%	5.17%	0.66%	5.83%	88.72%	11.28%
Health & Social Care Professionals	3.97%	0.45%	4.41%	0.68%	5.10%	86.58%	13.42%
Management & Administrative	4.27%	0.41%	4.69%	0.60%	5.29%	88.58%	11.42%
General Support	6.65%	0.53%	7.18%	0.80%	7.98%	89.96%	10.04%
Patient & Client Care	6.35%	0.88%	7.23%	0.74%	7.96%	90.75%	9.25%

Health Service Absence Rate - by Staff Category: Jun 2024	Certified absence	Self- certified absence	Non Covid-19 absence	Covid-19 Absence	Total absence rate	% Non Covid-19 absence	% Covid-19 absence
RCSI	4.48%	0.61%	5.09%	0.64%	5.73%	88.82%	11.18%
Medical & Dental	1.32%	0.22%	1.54%	0.12%	1.66%	92.92%	7.08%
Nursing & Midwifery	4.57%	0.79%	5.36%	0.70%	6.07%	88.38%	11.62%
Health & Social Care Professionals	3.23%	0.36%	3.59%	0.64%	4.23%	84.88%	15.12%
Management & Administrative	4.81%	0.47%	5.28%	0.60%	5.88%	89.72%	10.28%
General Support	7.00%	0.78%	7.78%	0.61%	8.39%	92.69%	7.31%
Patient & Client Care	7.01%	0.77%	7.77%	1.20%	8.98%	86.59%	13.41%

Health Service Absence Rate - by Staff Category: Jun 2024	Certified absence	Self- certified absence	Non Covid-19 absence	Covid-19 Absence	Total absence rate	% Non Covid-19 absence	% Covid-19 absence
Saolta	5.12%	0.81%	5.93%	0.94%	6.87%	86.38%	13.62%
Medical & Dental	0.82%	0.19%	1.01%	0.37%	1.38%	72.94%	27.06%
Nursing & Midwifery	5.42%	1.27%	6.69%	1.14%	7.83%	85.45%	14.55%
Health & Social Care Professionals	5.29%	0.37%	5.66%	0.76%	6.42%	88.23%	11.77%
Management & Administrative	5.23%	0.43%	5.67%	0.95%	6.62%	85.64%	14.36%
General Support	7.00%	0.81%	7.81%	0.89%	8.70%	89.74%	10.26%
Patient & Client Care	8.83%	0.86%	9.69%	1.21%	10.89%	88.90%	11.10%

Health Service Absence Rate - by Staff Category: Jun 2024	Certified absence	Self- certified absence	Non Covid-19 absence	Covid-19 Absence	Total absence rate	% Non Covid-19 absence	% Covid-19 absence
SSWHG	4.70%	0.75%	5.44%	0.61%	6.05%	89.96%	10.04%
Medical & Dental	1.34%	0.13%	1.47%	0.15%	1.61%	90.99%	9.01%
Nursing & Midwifery	5.10%	1.06%	6.15%	0.66%	6.82%	90.27%	9.73%
Health & Social Care Professionals	4.29%	0.64%	4.92%	0.63%	5.56%	88.58%	11.42%
Management & Administrative	4.40%	0.45%	4.85%	0.64%	5.50%	88.28%	11.72%
General Support	6.66%	0.59%	7.25%	0.41%	7.66%	94.67%	5.33%
Patient & Client Care	6.90%	1.20%	8.10%	1.42%	9.52%	85.11%	14.89%

Health Service Absence Rate - by Staff Category: Jun 2024	Certified absence	Self- certified absence	Non Covid-19 absence	Covid-19 Absence	Total absence rate	% Non Covid-19 absence	% Covid-19 absence
ULHG	5.86%	0.65%	6.51%	1.15%	7.66%	84.96%	15.04%
Medical & Dental	0.74%	0.31%	1.05%	0.08%	1.14%	92.64%	7.36%
Nursing & Midwifery	5.62%	0.88%	6.50%	1.37%	7.87%	82.59%	17.41%
Health & Social Care Professionals	4.73%	0.36%	5.09%	0.80%	5.90%	86.36%	13.64%
Management & Administrative	6.05%	0.43%	6.48%	0.75%	7.23%	89.67%	10.33%
General Support	9.10%	0.78%	9.88%	2.12%	12.00%	82.33%	17.67%
Patient & Client Care	9.18%	0.51%	9.69%	1.11%	10.80%	89.76%	10.24%

Health Service Absence Rate - by Staff Category: Jun 2024	Certified absence	Self- certified absence	Non Covid-19 absence	Covid-19 Absence	Total absence rate	% Non Covid-19 absence	% Covid-19 absence
Other Acute	1.53%	0.23%	1.77%	0.37%	2.14%	82.76%	17.24%
Medical & Dental	0.00%	0.00%	0.00%	0.00%	0.00%		
Nursing & Midwifery	0.00%	0.00%	0.00%	0.00%	0.00%		
Health & Social Care Professionals	1.23%	0.00%	1.23%	0.00%	1.23%	100.00%	0.00%
Management & Administrative	2.01%	0.35%	2.37%	0.56%	2.92%	80.94%	19.06%
General Support							
Patient & Client Care							

Health Service Absence Rate - by Staff Category: Jun 2024	Certified absence	Self- certified absence	Non Covid-19 absence	Covid-19 Absence	Total absence rate	% Non Covid-19 absence	% Covid-19 absence
Beaumont Hospital	4.38%	0.53%	4.91%	0.57%	5.48%	89.58%	10.42%
Medical & Dental	0.73%	0.30%	1.03%	0.11%	1.14%	90.55%	9.45%
Nursing & Midwifery	4.61%	0.58%	5.18%	0.40%	5.58%	92.87%	7.13%
Health & Social Care Professionals	2.40%	0.28%	2.69%	0.56%	3.25%	82.84%	17.16%
Management & Administrative	4.86%	0.50%	5.36%	0.89%	6.25%	85.73%	14.27%
General Support	7.35%	0.75%	8.10%	0.93%	9.03%	89.70%	10.30%
Patient & Client Care	8.04%	0.82%	8.86%	1.19%	10.05%	88.16%	11.84%

Health Service Absence Rate - by Staff Category: Jun 2024	Certified absence	Self- certified absence	Non Covid-19 absence	Covid-19 Absence	Total absence rate	% Non Covid-19 absence	% Covid-19 absence
Cappagh National Orthopaedic H	3.95%	0.50%	4.45%	1.30%	5.75%	77.47%	22.53%
Medical & Dental	0.00%	0.09%	0.09%	0.44%	0.53%	16.67%	83.33%
Nursing & Midwifery	5.62%	0.67%	6.28%	2.14%	8.43%	74.56%	25.44%
Health & Social Care Professionals	2.43%	0.07%	2.50%	0.21%	2.71%	92.31%	7.69%
Management & Administrative	1.73%	0.33%	2.07%	0.63%	2.70%	76.56%	23.44%
General Support	0.00%	0.36%	0.36%	1.36%	1.71%	20.73%	79.27%
Patient & Client Care	9.08%	1.13%	10.21%	1.79%	12.00%	85.10%	14.90%

Health Service Absence Rate - by Staff Category: Jun 2024	Certified absence	Self- certified absence	Non Covid-19 absence	Covid-19 Absence	Total absence rate	% Non Covid-19 absence	% Covid-19 absence
CHI at Connolly	6.33%	0.41%	6.74%	0.85%	7.59%	88.82%	11.18%
Medical & Dental	0.00%	0.00%	0.00%	0.00%	0.00%		
Nursing & Midwifery	4.26%	0.82%	5.08%	0.76%	5.84%	87.03%	12.97%
Health & Social Care Professionals	4.26%	0.17%	4.43%	0.85%	5.28%	83.87%	16.13%
Management & Administrative	12.89%	0.16%	13.05%	1.80%	14.86%	87.87%	12.13%
General Support	0.00%	0.00%	0.00%	0.00%	0.00%		
Patient & Client Care	15.49%	1.00%	16.49%	0.00%	16.49%	100.00%	0.00%

Health Service Absence Rate - by Staff Category: Jun 2024	Certified absence	Self- certified absence	Non Covid-19 absence	Covid-19 Absence	Total absence rate	% Non Covid-19 absence	% Covid-19 absence
CHI at Crumlin	3.86%	0.59%	4.45%	0.89%	5.34%	83.30%	16.70%
Medical & Dental	1.18%	0.16%	1.34%	0.74%	2.08%	64.26%	35.74%
Nursing & Midwifery	3.70%	0.73%	4.43%	0.61%	5.04%	87.95%	12.05%
Health & Social Care Professionals	3.28%	0.49%	3.78%	1.44%	5.22%	72.44%	27.56%
Management & Administrative	5.40%	0.30%	5.70%	1.14%	6.84%	83.38%	16.62%
General Support	6.71%	0.82%	7.53%	1.43%	8.96%	84.00%	16.00%
Patient & Client Care	4.96%	1.49%	6.45%	0.28%	6.74%	95.78%	4.22%

Health Service Absence Rate - by Staff Category: Jun 2024	Certified absence	Self- certified absence	Non Covid-19 absence	Covid-19 Absence	Total absence rate	% Non Covid-19 absence	% Covid-19 absence
CHI at Tallaght	3.72%	0.47%	4.19%	0.89%	5.08%	82.42%	17.58%
Medical & Dental	1.37%	0.53%	1.91%	1.04%	2.95%	64.70%	35.30%
Nursing & Midwifery	3.46%	0.34%	3.80%	0.91%	4.71%	80.66%	19.34%
Health & Social Care Professionals	2.83%	0.77%	3.60%	0.77%	4.38%	82.35%	17.65%
Management & Administrative	7.52%	0.68%	8.20%	0.93%	9.13%	89.81%	10.19%
General Support	0.00%	0.00%	0.00%	0.00%	0.00%		
Patient & Client Care	11.50%	0.56%	12.06%	0.00%	12.06%	100.00%	0.00%

Health Service Absence Rate - by Staff Category: Jun 2024	Certified absence	Self- certified absence	Non Covid-19 absence	Covid-19 Absence	Total absence rate	% Non Covid-19 absence	% Covid-19 absence
CHI at Temple Street	4.51%	0.53%	5.04%	1.09%	6.13%	82.22%	17.78%
Medical & Dental	0.53%	0.24%	0.77%	0.00%	0.77%	100.00%	0.00%
Nursing & Midwifery	5.43%	0.87%	6.30%	1.30%	7.60%	82.90%	17.10%
Health & Social Care Professionals	3.84%	0.16%	4.00%	2.96%	6.96%	57.44%	42.56%
Management & Administrative	5.19%	0.32%	5.51%	0.16%	5.67%	97.11%	2.89%
General Support	9.62%	0.51%	10.14%	0.00%	10.14%	100.00%	0.00%
Patient & Client Care	5.78%	0.70%	6.47%	3.05%	9.53%	67.94%	32.06%

Health Service Absence Rate - by Staff Category: Jun 2024	Certified absence	Self- certified absence	Non Covid-19 absence	Covid-19 Absence	Total absence rate	% Non Covid-19 absence	% Covid-19 absence
CHI Corporate	0.13%	0.13%	0.26%	0.00%	0.26%	100.00%	0.00%
Medical & Dental	0.00%	0.00%	0.00%	0.00%	0.00%		
Nursing & Midwifery	0.00%	0.00%	0.00%	0.00%	0.00%		
Health & Social Care Professionals	0.00%	0.00%	0.00%	0.00%	0.00%		
Management & Administrative	0.16%	0.16%	0.31%	0.00%	0.31%	100.00%	0.00%
General Support							
Patient & Client Care							

Health Service Absence Rate - by Staff Category: Jun 2024	Certified absence	Self- certified absence	Non Covid-19 absence	Covid-19 Absence	Total absence rate	% Non Covid-19 absence	% Covid-19 absence
CHI Programme	1.43%	0.20%	1.63%	0.12%	1.75%	93.10%	6.90%
Medical & Dental	0.00%	0.00%	0.00%	0.00%	0.00%		
Nursing & Midwifery	0.00%	0.00%	0.00%	0.00%	0.00%		
Health & Social Care Professionals	0.00%	0.00%	0.00%	1.49%	1.49%	0.00%	100.00%
Management & Administrative	1.47%	0.24%	1.72%	0.00%	1.72%	100.00%	0.00%
General Support	20.15%	0.00%	20.15%	0.00%	20.15%	100.00%	0.00%
Patient & Client Care							

Health Service Absence Rate - by Staff Category: Jun 2024	Certified absence	Self- certified absence	Non Covid-19 absence	Covid-19 Absence	Total absence rate	% Non Covid-19 absence	% Covid-19 absence
Coombe Women & Infants Univer	2.25%	1.50%	3.75%	0.57%	4.32%	86.76%	13.24%
Medical & Dental	1.33%	1.55%	2.88%	0.20%	3.08%	93.55%	6.45%
Nursing & Midwifery	3.50%	1.81%	5.30%	0.34%	5.64%	94.01%	5.99%
Health & Social Care Professionals	0.37%	1.31%	1.68%	0.73%	2.41%	69.57%	30.43%
Management & Administrative	2.14%	0.52%	2.66%	0.34%	3.01%	88.54%	11.46%
General Support	1.23%	1.22%	2.45%	2.06%	4.51%	54.34%	45.66%
Patient & Client Care	0.74%	2.85%	3.59%	0.00%	3.59%	100.00%	0.00%

Health Service Absence Rate - by Staff Category: Jun 2024	Certified absence	Self- certified absence	Non Covid-19 absence	Covid-19 Absence	Total absence rate	% Non Covid-19 absence	% Covid-19 absence
Mater Misericordiae University Ho	3.56%	0.55%	4.11%	0.42%	4.54%	90.69%	9.31%
Medical & Dental	1.78%	0.17%	1.94%	0.14%	2.08%	93.25%	6.75%
Nursing & Midwifery	3.09%	0.77%	3.85%	0.39%	4.24%	90.89%	9.11%
Health & Social Care Professionals	3.40%	0.48%	3.88%	0.68%	4.56%	85.12%	14.88%
Management & Administrative	4.00%	0.51%	4.51%	0.53%	5.04%	89.48%	10.52%
General Support	6.14%	0.41%	6.55%	0.12%	6.67%	98.19%	1.81%
Patient & Client Care	4.33%	0.28%	4.62%	0.74%	5.36%	86.18%	13.82%

Health Service Absence Rate - by Staff Category: Jun 2024	Certified absence	Self- certified absence	Non Covid-19 absence	Covid-19 Absence	Total absence rate	% Non Covid-19 absence	% Covid-19 absence
Mercy University Hospital	3.72%	0.69%	4.41%	0.53%	4.94%	89.20%	10.80%
Medical & Dental	0.39%	0.11%	0.50%	0.54%	1.04%	47.90%	52.10%
Nursing & Midwifery	3.58%	1.01%	4.59%	0.54%	5.12%	89.51%	10.49%
Health & Social Care Professionals	5.73%	0.30%	6.04%	0.66%	6.70%	90.11%	9.89%
Management & Administrative	2.83%	0.45%	3.27%	0.48%	3.76%	87.14%	12.86%
General Support	6.67%	0.47%	7.14%	0.60%	7.74%	92.27%	7.73%
Patient & Client Care	5.74%	1.19%	6.94%	0.42%	7.36%	94.24%	5.76%

Health Service Absence Rate - by Staff Category: Jun 2024	Certified absence	Self- certified absence	Non Covid-19 absence	Covid-19 Absence	Total absence rate	% Non Covid-19 absence	% Covid-19 absence
National Maternity Hospital	3.39%	0.23%	3.62%	0.68%	4.30%	84.20%	15.80%
Medical & Dental	2.37%	0.00%	2.37%	0.00%	2.37%	100.00%	0.00%
Nursing & Midwifery	3.01%	0.32%	3.33%	0.76%	4.09%	81.37%	18.63%
Health & Social Care Professionals	2.17%	0.17%	2.34%	2.21%	4.55%	51.47%	48.53%
Management & Administrative	4.37%	0.04%	4.40%	0.59%	5.00%	88.13%	11.87%
General Support	5.08%	0.27%	5.35%	0.27%	5.62%	95.16%	4.84%
Patient & Client Care	3.13%	0.43%	3.56%	0.54%	4.09%	86.92%	13.08%

Health Service Absence Rate - by Staff Category: Jun 2024	Certified absence	Self- certified absence	Non Covid-19 absence	Covid-19 Absence	Total absence rate	% Non Covid-19 absence	% Covid-19 absence
National Rehabilitation Hospital	5.64%	0.71%	6.35%	0.53%	6.88%	92.29%	7.71%
Medical & Dental	0.00%	0.53%	0.53%	0.00%	0.53%	100.00%	0.00%
Nursing & Midwifery	6.70%	1.07%	7.77%	0.59%	8.36%	92.95%	7.05%
Health & Social Care Professionals	4.89%	0.51%	5.40%	0.43%	5.83%	92.62%	7.38%
Management & Administrative	6.52%	0.43%	6.95%	0.61%	7.56%	91.89%	8.11%
General Support	4.31%	0.30%	4.61%	0.00%	4.61%	100.00%	0.00%
Patient & Client Care	6.05%	0.89%	6.95%	0.93%	7.88%	88.17%	11.83%

Health Service Absence Rate - by Staff Category: Jun 2024	Certified absence	Self- certified absence	Non Covid-19 absence	Covid-19 Absence	Total absence rate	% Non Covid-19 absence	% Covid-19 absence
Rotunda Hospital	4.03%	0.95%	4.97%	0.19%	5.16%	96.37%	3.63%
Medical & Dental	2.06%	0.00%	2.06%	0.00%	2.06%	100.00%	0.00%
Nursing & Midwifery	4.31%	1.05%	5.37%	0.08%	5.45%	98.46%	1.54%
Health & Social Care Professionals	3.33%	0.36%	3.69%	1.11%	4.81%	76.86%	23.14%
Management & Administrative	3.69%	0.64%	4.34%	0.19%	4.53%	95.78%	4.22%
General Support	6.53%	2.35%	8.87%	0.28%	9.15%	96.94%	3.06%
Patient & Client Care	2.63%	0.74%	3.37%	0.00%	3.37%	100.00%	0.00%

Health Service Absence Rate - by Staff Category: Jun 2024	Certified absence	Self- certified absence	Non Covid-19 absence	Covid-19 Absence	Total absence rate	% Non Covid-19 absence	% Covid-19 absence
Royal Victoria Eye and Ear Hospi	3.90%	0.73%	4.62%	0.44%	5.06%	91.28%	8.72%
Medical & Dental	2.66%	0.37%	3.03%	0.00%	3.03%	100.00%	0.00%
Nursing & Midwifery	4.93%	1.22%	6.15%	1.00%	7.15%	86.04%	13.96%
Health & Social Care Professionals	3.32%	0.28%	3.59%	0.00%	3.59%	100.00%	0.00%
Management & Administrative	2.23%	0.24%	2.47%	0.00%	2.47%	100.00%	0.00%
General Support	4.17%	0.09%	4.26%	0.56%	4.81%	88.44%	11.56%
Patient & Client Care	11.22%	3.31%	14.53%	0.00%	14.53%	100.00%	0.00%

Health Service Absence Rate - by Staff Category: Jun 2024	Certified absence	Self- certified absence	Non Covid-19 absence	Covid-19 Absence	Total absence rate	% Non Covid-19 absence	% Covid-19 absence
South Infirmary Victoria Universit	2.08%	0.59%	2.66%	0.50%	3.16%	84.24%	15.76%
Medical & Dental	1.82%	0.05%	1.87%	0.16%	2.03%	92.22%	7.78%
Nursing & Midwifery	2.29%	0.91%	3.21%	0.53%	3.74%	85.71%	14.29%
Health & Social Care Professionals	1.57%	0.10%	1.67%	0.30%	1.97%	84.82%	15.18%
Management & Administrative	1.61%	0.52%	2.12%	0.70%	2.83%	75.18%	24.82%
General Support	2.07%	0.45%	2.52%	0.13%	2.65%	95.01%	4.99%
Patient & Client Care	5.04%	1.04%	6.08%	1.58%	7.66%	79.32%	20.68%

Health Service Absence Rate - by Staff Category: Jun 2024	Certified absence	Self- certified absence	Non Covid-19 absence	Covid-19 Absence	Total absence rate	% Non Covid-19 absence	% Covid-19 absence
St. James's Hospital	3.92%	0.79%	4.71%	0.67%	5.38%	87.57%	12.43%
Medical & Dental	0.55%	0.16%	0.71%	0.14%	0.86%	83.48%	16.52%
Nursing & Midwifery	4.32%	1.22%	5.54%	0.98%	6.52%	84.99%	15.01%
Health & Social Care Professionals	1.95%	0.62%	2.57%	0.42%	2.99%	85.96%	14.04%
Management & Administrative	5.40%	0.42%	5.82%	0.56%	6.38%	91.20%	8.80%
General Support	5.11%	0.72%	5.83%	0.92%	6.75%	86.35%	13.65%
Patient & Client Care	6.37%	0.76%	7.13%	0.48%	7.61%	93.67%	6.33%

Health Service Absence Rate - by Staff Category: Jun 2024	Certified absence	Self- certified absence	Non Covid-19 absence	Covid-19 Absence	Total absence rate	% Non Covid-19 absence	% Covid-19 absence
St. John's Hospital Limerick	4.83%	0.43%	5.26%	2.03%	7.29%	72.11%	27.89%
Medical & Dental	0.00%	0.44%	0.44%	0.00%	0.44%	100.00%	0.00%
Nursing & Midwifery	3.93%	0.60%	4.53%	1.91%	6.44%	70.30%	29.70%
Health & Social Care Professionals	3.69%	0.11%	3.80%	0.11%	3.91%	97.23%	2.77%
Management & Administrative	3.56%	0.27%	3.83%	0.27%	4.10%	93.40%	6.60%
General Support	11.74%	0.24%	11.98%	9.97%	21.95%	54.59%	45.41%
Patient & Client Care	7.09%	0.53%	7.63%	0.00%	7.63%	100.00%	0.00%

Health Service Absence Rate - by Staff Category: Jun 2024	Certified absence	Self- certified absence	Non Covid-19 absence	Covid-19 Absence	Total absence rate	% Non Covid-19 absence	% Covid-19 absence
St. Michael's Hospital	3.73%	0.86%	4.59%	1.49%	6.08%	75.56%	24.44%
Medical & Dental	2.62%	0.00%	2.62%	0.00%	2.62%	100.00%	0.00%
Nursing & Midwifery	4.50%	1.41%	5.90%	3.09%	8.99%	65.67%	34.33%
Health & Social Care Professionals	0.55%	0.56%	1.11%	0.58%	1.70%	65.64%	34.36%
Management & Administrative	4.80%	0.59%	5.39%	0.20%	5.58%	96.51%	3.49%
General Support	5.67%	0.52%	6.19%	0.47%	6.66%	92.97%	7.03%
Patient & Client Care	0.00%	0.41%	0.41%	0.00%	0.41%	100.00%	0.00%

Health Service Absence Rate - by Staff Category: Jun 2024	Certified absence	Self- certified absence	Non Covid-19 absence	Covid-19 Absence	Total absence rate	% Non Covid-19 absence	% Covid-19 absence
St. Vincent's University Hospital	3.06%	0.51%	3.57%	0.22%	3.79%	94.20%	5.80%
Medical & Dental	1.00%	0.00%	1.00%	0.00%	1.00%	100.00%	0.00%
Nursing & Midwifery	3.11%	0.68%	3.78%	0.13%	3.91%	96.68%	3.32%
Health & Social Care Professionals	2.70%	0.43%	3.13%	0.50%	3.63%	86.30%	13.70%
Management & Administrative	2.96%	0.49%	3.45%	0.38%	3.83%	90.11%	9.89%
General Support	3.92%	0.52%	4.44%	0.48%	4.91%	90.29%	9.71%
Patient & Client Care	7.46%	0.97%	8.43%	0.08%	8.51%	99.03%	0.97%

Health Service Absence Rate - by Staff Category: Jun 2024	Certified absence	Self- certified absence	Non Covid-19 absence	Covid-19 Absence	Total absence rate	% Non Covid-19 absence	% Covid-19 absence
Tallaght University Hospital	4.36%	0.73%	5.09%	1.30%	6.40%	79.62%	20.38%
Medical & Dental	1.76%	0.41%	2.17%	0.18%	2.35%	92.41%	7.59%
Nursing & Midwifery	4.31%	0.92%	5.22%	1.35%	6.58%	79.43%	20.57%
Health & Social Care Professionals	4.93%	0.57%	5.50%	1.51%	7.01%	78.47%	21.53%
Management & Administrative	5.79%	0.51%	6.30%	1.44%	7.73%	81.43%	18.57%
General Support	4.68%	0.80%	5.48%	1.52%	7.00%	78.25%	21.75%
Patient & Client Care	5.11%	0.85%	5.97%	2.08%	8.05%	74.13%	25.87%

Year / Month	Certified absence	Self-certified absence	Non Covid-19 absence	Covid-19 Absence	Total absence rate	Medical & Dental	Nursing & Midwifery	Health & Social Care Professionals	Management & Administrative	General Support	Patient & Client Care
Jun 2024	4.67%	0.69%	5.37%	0.77%	6.14%	1.68%	6.67%	5.18%	6.02%	8.53%	9.41%
May 2024	4.40%	0.66%	5.06%	0.32%	5.38%	1.47%	6.07%	4.43%	5.09%	7.73%	7.86%
Apr 2024	4.35%	0.68%	5.03%	0.22%	5.25%	1.35%	5.89%	4.46%	4.91%	7.56%	7.95%
Mar 2024	4.46%	0.71%	5.17%	0.24%	5.41%	1.55%	6.09%	4.33%	5.22%	7.75%	7.70%
Feb 2024	4.43%	0.72%	5.14%	0.32%	5.46%	1.40%	6.17%	4.40%	5.44%	7.54%	8.14%
Jan 2024	4.75%	0.83%	5.57%	0.63%	6.21%	1.24%	7.03%	5.42%	6.17%	8.64%	9.23%
2024	4.51%	0.72%	5.22%	0.41%	5.64%	1.44%	6.32%	4.70%	5.47%	7.96%	8.37%
Dec 2023	4.40%	0.87%	5.26%	0.66%	5.93%	1.24%	6.81%	5.28%	5.75%	7.60%	8.69%
Nov 2023	4.23%	0.71%	4.94%	0.47%	5.40%	1.27%	6.23%	4.46%	5.14%	7.48%	8.09%
Oct 2023	4.22%	0.79%	5.00%	0.57%	5.57%	1.28%	6.44%	4.30%	5.50%	7.94%	8.16%
Sep 2023	4.16%	0.69%	4.84%	0.72%	5.56%	1.29%	6.54%	4.38%	5.20%	7.59%	8.37%
Aug 2023	4.22%	0.68%	4.90%	0.74%	5.64%	1.23%	6.71%	4.41%	5.07%	7.61%	8.76%
Jul 2023	4.14%	0.62%	4.76%	0.36%	5.11%	1.02%	6.03%	4.04%	4.63%	7.17%	7.67%
Jun 2023	4.16%	0.58%	4.75%	0.34%	5.09%	1.23%	6.00%	3.92%	4.58%	6.86%	7.59%
May 2023	4.06%	0.63%	4.69%	0.47%	5.17%	1.19%	6.19%	4.14%	4.66%	6.69%	7.66%
Apr 2023	3.96%	0.65%	4.61%	0.49%	5.10%	1.16%	6.23%	3.58%	4.56%	6.58%	7.54%
Mar 2023	3.98%	0.74%	4.72%	0.53%	5.25%	1.36%	6.07%	4.19%	4.97%	7.18%	7.81%
Feb 2023	3.87%	0.67%	4.55%	0.43%	4.97%	1.17%	5.89%	4.08%	4.60%	6.77%	6.74%
Jan 2023	4.52%	0.75%	5.27%	0.74%	6.01%	1.26%	7.19%	4.78%	5.58%	7.99%	8.28%
2023	4.16%	0.70%	4.86%	0.55%	5.41%	1.23%	6.37%	4.30%	5.03%	7.30%	7.96%
Dec 2022	4.94%	1.01%	5.96%	1.26%	7.22%	1.79%	8.56%	6.00%	6.95%	9.13%	9.72%
Nov 2022	4.13%	0.83%	4.96%	0.73%	5.69%	1.51%	6.58%	4.37%	5.39%	7.92%	8.23%
Oct 2022	4.21%	0.73%	4.94%	0.80%	5.74%	1.57%	6.48%	4.61%	5.49%	7.99%	8.21%
Sep 2022	4.21%	0.69%	4.90%	0.68%	5.58%	1.31%	6.57%	4.18%	4.94%	7.94%	8.38%
Aug 2022	4.17%	0.61%	4.78%	0.77%	5.55%	1.47%	6.50%	4.15%	4.84%	7.92%	8.27%
Jul 2022	4.21%	0.67%	4.88%	1.84%	6.72%	1.68%	7.86%	5.16%	5.95%	9.18%	9.86%
Jun 2022	4.18%	0.70%	4.89%	2.04%	6.93%	1.84%	8.34%	5.60%	6.34%	9.30%	8.87%
May 2022	3.94%	0.72%	4.66%	1.02%	5.68%	1.50%	6.68%	4.61%	5.21%	7.41%	8.22%
Apr 2022	4.13%	0.63%	4.77%	2.50%	7.27%	2.06%	8.77%	5.81%	6.50%	9.34%	9.97%
Mar 2022	4.07%	0.64%	4.71%	5.18%	9.89%	3.23%	12.03%	9.33%	9.14%	11.38%	11.81%
Feb 2022	3.84%	0.58%	4.42%	3.63%	8.05%	2.53%	9.72%	7.30%	7.20%	9.86%	10.11%
Jan 2022	3.74%	0.48%	4.21%	5.75%	9.97%	2.87%	11.53%	8.81%	9.84%	13.05%	12.56%
2022	4.15%	0.69%	4.84%	2.18%	7.02%	1.94%	8.30%	5.85%	6.48%	9.19%	9.50%
Dec 2021	4.15%	0.60%	4.76%	3.33%	8.09%	2.37%	9.41%	7.56%	7.83%	10.12%	10.54%
Nov 2021	4.41%	0.82%	5.24%	2.48%	7.71%	2.12%	8.52%	7.33%	8.27%	10.30%	9.97%
Oct 2021	4.26%	0.71%	4.97%	1.67%	6.64%	1.91%	7.47%	5.66%	6.42%	8.87%	9.61%
Sep 2021	4.04%	0.60%	4.64%	1.13%	5.78%	1.59%	6.77%	4.31%	5.40%	7.94%	8.70%
Aug 2021	3.92%	0.58%	4.50%	1.25%	5.75%	1.60%	6.71%	4.34%	5.41%	7.45%	8.89%
Jul 2021	3.66%	0.52%	4.19%	0.78%	4.96%	1.06%	5.86%	3.86%	4.75%	6.75%	6.99%
Jun 2021	3.49%	0.50%	4.00%	0.55%	4.54%	1.02%	5.44%	3.23%	3.97%	6.12%	7.24%
May 2021	3.19%	0.44%	3.63%	0.63%	4.26%	0.99%	5.07%	2.93%	4.03%	5.83%	6.25%
Apr 2021	3.21%	0.40%	3.61%	0.82%	4.43%	1.19%	5.38%	2.95%	3.75%	6.06%	6.80%
Mar 2021	3.28%	0.40%	3.68%	1.14%	4.82%	1.14%	5.86%	3.34%	4.12%	6.47%	7.60%
Feb 2021	3.53%	0.54%	4.07%	2.25%	6.32%	1.65%	7.56%	4.03%	5.60%	8.61%	10.32%
Jan 2021	3.63%	0.45%	4.09%	5.85%	9.94%	4.55%	12.22%	6.37%	8.03%	12.28%	13.63%
2021	3.74%	0.55%	4.29%	1.82%	6.11%	1.76%	7.19%	4.68%	5.65%	8.07%	8.88%

Year / Month	Certified absence	Self-certified absence	Non Covid-19 absence	Covid-19 Absence	Total absence rate	CHI	DMHG	IEHG	RCSI	Saolta	SSWHG	ULHG	Other Acute	Acute Services
Jun 2024	4.67%	0.69%	5.37%	0.77%	6.14%	5.44%	6.21%	5.58%	5.73%	6.87%	6.05%	7.66%	2.14%	6.14%
May 2024	4.40%	0.66%	5.06%	0.32%	5.38%	5.26%	5.35%	5.14%	4.73%	5.70%	5.88%	6.75%	2.71%	5.38%
Apr 2024	4.35%	0.68%	5.03%	0.22%	5.25%	4.90%	5.28%	5.17%	4.71%	5.30%	5.59%	6.59%	3.95%	5.25%
Mar 2024	4.46%	0.71%	5.17%	0.24%	5.41%	5.31%	5.58%	5.26%	4.75%	5.40%	5.79%	6.80%	5.10%	5.41%
Feb 2024	4.43%	0.72%	5.14%	0.32%	5.46%	5.44%	5.82%	5.47%	4.80%	5.31%	5.61%	6.69%	3.23%	5.46%
Jan 2024	4.75%	0.83%	5.57%	0.63%	6.21%	6.47%	6.48%	5.83%	5.74%	6.43%	6.20%	7.29%	2.05%	6.21%
2024	4.51%	0.72%	5.22%	0.41%	5.64%	5.49%	5.79%	5.41%	5.07%	5.83%	5.86%	6.96%	3.18%	5.64%
Dec 2023	4.40%	0.87%	5.26%	0.66%	5.93%	6.42%	6.34%	5.62%	5.23%	6.07%	5.62%	7.70%	2.58%	5.93%
Nov 2023	4.23%	0.71%	4.94%	0.47%	5.40%	5.43%	5.73%	4.84%	4.89%	5.75%	5.43%	6.81%	1.29%	5.40%
Oct 2023	4.22%	0.79%	5.00%	0.57%	5.57%	5.05%	5.83%	4.92%	5.22%	5.74%	5.78%	7.39%	2.12%	5.57%
Sep 2023	4.16%	0.69%	4.84%	0.72%	5.56%	4.93%	5.86%	5.11%	5.09%	5.70%	5.59%	7.57%	1.30%	5.56%
Aug 2023	4.22%	0.68%	4.90%	0.74%	5.64%	4.88%	5.92%	5.44%	4.96%	6.04%	5.40%	7.88%	2.02%	5.64%
Jul 2023	4.14%	0.62%	4.76%	0.36%	5.11%	5.01%	5.16%	5.03%	4.65%	5.16%	5.12%	6.69%	2.41%	5.11%
Jun 2023	4.16%	0.58%	4.75%	0.34%	5.09%	4.52%	5.36%	4.87%	4.66%	5.29%	4.89%	6.46%	3.13%	5.09%
May 2023	4.06%	0.63%	4.69%	0.47%	5.17%	4.50%	5.41%	4.74%	4.69%	5.66%	5.02%	6.91%	2.71%	5.17%
Apr 2023	3.96%	0.65%	4.61%	0.49%	5.10%	4.70%	5.25%	4.78%	5.00%	4.96%	4.69%	7.32%	1.21%	5.10%
Mar 2023	3.98%	0.74%	4.72%	0.53%	5.25%	4.91%	5.82%	4.72%	5.28%	5.82%	3.78%	7.07%	1.69%	5.25%
Feb 2023	3.87%	0.67%	4.55%	0.43%	4.97%	4.15%	5.42%	4.38%	5.08%	5.05%	4.47%	6.49%	0.95%	4.97%
Jan 2023	4.52%	0.75%	5.27%	0.74%	6.01%	5.29%	6.26%	5.51%	5.74%	6.19%	5.91%	7.73%	2.94%	6.01%
2023	4.16%	0.70%	4.86%	0.55%	5.41%	4.99%	5.71%	5.00%	5.05%	5.63%	5.14%	7.17%	2.04%	5.41%
Dec 2022	4.94%	1.01%	5.96%	1.26%	7.22%	6.86%	8.41%	6.55%	7.00%	6.99%	6.11%	9.37%	3.38%	7.22%
Nov 2022	4.13%	0.83%	4.96%	0.73%	5.69%	5.42%	6.08%	4.72%	5.70%	5.86%	5.50%	7.20%	4.50%	5.69%
Oct 2022	4.21%	0.73%	4.94%	0.80%	5.74%	6.13%	5.89%	4.70%	6.12%	5.61%	5.44%	7.61%	4.36%	5.74%
Sep 2022	4.21%	0.69%	4.90%	0.68%	5.58%	5.94%	5.71%	4.50%	5.62%	5.79%	5.17%	7.86%	1.74%	5.58%
Aug 2022	4.17%	0.61%	4.78%	0.77%	5.55%	5.98%	5.16%	4.70%	5.46%	6.10%	5.25%	8.13%	2.72%	5.55%
Jul 2022	4.21%	0.67%	4.88%	1.84%	6.72%	6.74%	6.36%	5.75%	6.91%	7.32%	6.18%	9.33%	2.78%	6.72%
Jun 2022	4.18%	0.70%	4.89%	2.04%	6.93%	6.86%	6.30%	6.79%	6.56%	7.05%	7.62%	8.72%	2.52%	6.93%
May 2022	3.94%	0.72%	4.66%	1.02%	5.68%	5.77%	5.36%	5.69%	5.55%	5.89%	5.10%	7.61%	1.45%	5.68%
Apr 2022	4.13%	0.63%	4.77%	2.50%	7.27%	6.89%	7.07%	8.32%	6.43%	6.79%	7.25%	9.34%	4.64%	7.27%
Mar 2022	4.07%	0.64%	4.71%	5.18%	9.89%	8.99%	9.35%	11.77%	8.57%	10.01%	9.76%	11.75%	3.96%	9.89%
Feb 2022	3.84%	0.58%	4.42%	3.63%	8.05%	8.09%	7.88%	8.61%	8.19%	7.58%	6.77%	10.13%		8.05%
Jan 2022	3.74%	0.48%	4.21%	5.75%	9.97%	9.68%	8.66%	10.39%	10.14%	10.28%	9.52%	12.25%		9.97%
2022	4.15%	0.69%	4.84%	2.18%	7.02%	6.94%	6.85%	6.86%	7.09%	6.62%	6.85%	9.11%	3.21%	7.02%
Dec 2021	4.15%	0.60%	4.76%	3.33%	8.09%	7.85%	7.87%	9.99%	7.66%	7.48%	6.54%	9.43%		8.09%
Nov 2021	4.41%	0.82%	5.24%	2.48%	7.71%	8.10%	7.68%	8.63%	7.33%	7.49%	6.20%	9.76%		7.71%
Oct 2021	4.26%	0.71%	4.97%	1.67%	6.64%	6.94%	6.51%	7.34%	6.32%	6.39%	5.68%	8.54%		6.64%
Sep 2021	4.04%	0.60%	4.64%	1.13%	5.78%	5.58%	5.62%	5.68%	5.75%	5.70%	5.35%	7.66%		5.78%
Aug 2021	3.92%	0.58%	4.50%	1.25%	5.75%	5.83%	5.65%	6.32%	5.57%	5.50%	4.89%	7.49%		5.75%
Jul 2021	3.66%	0.52%	4.19%	0.78%	4.96%	5.13%	4.89%	4.94%	4.81%	5.03%	4.45%	6.43%		4.96%
Jun 2021	3.49%	0.50%	4.00%	0.55%	4.54%	4.58%	4.64%	4.29%	4.50%	4.52%	4.07%	5.93%		4.54%
May 2021	3.19%	0.44%	3.63%	0.63%	4.26%	4.20%	4.34%	4.26%	4.31%	3.96%	4.11%	4.88%		4.26%
Apr 2021	3.21%	0.40%	3.61%	0.82%	4.43%	4.30%	4.70%	4.13%	4.19%	4.39%	4.27%	5.65%		4.43%
Mar 2021	3.28%	0.40%	3.68%	1.14%	4.82%	4.12%	4.95%	4.46%	4.83%	4.63%	4.71%	6.48%		4.82%
Feb 2021	3.53%	0.54%	4.07%	2.25%	6.32%	4.51%	6.39%	5.98%	6.54%	6.49%	5.32%	9.42%		6.32%
Jan 2021	3.63%	0.45%	4.09%	5.85%	9.94%	7.57%	8.66%	9.90%	10.54%	10.52%	9.20%	14.12%		9.94%
2021	3.74%	0.55%	4.29%	1.82%	6.11%	5.74%	5.98%	6.35%	6.02%	6.01%	5.42%	8.00%		6.11%

