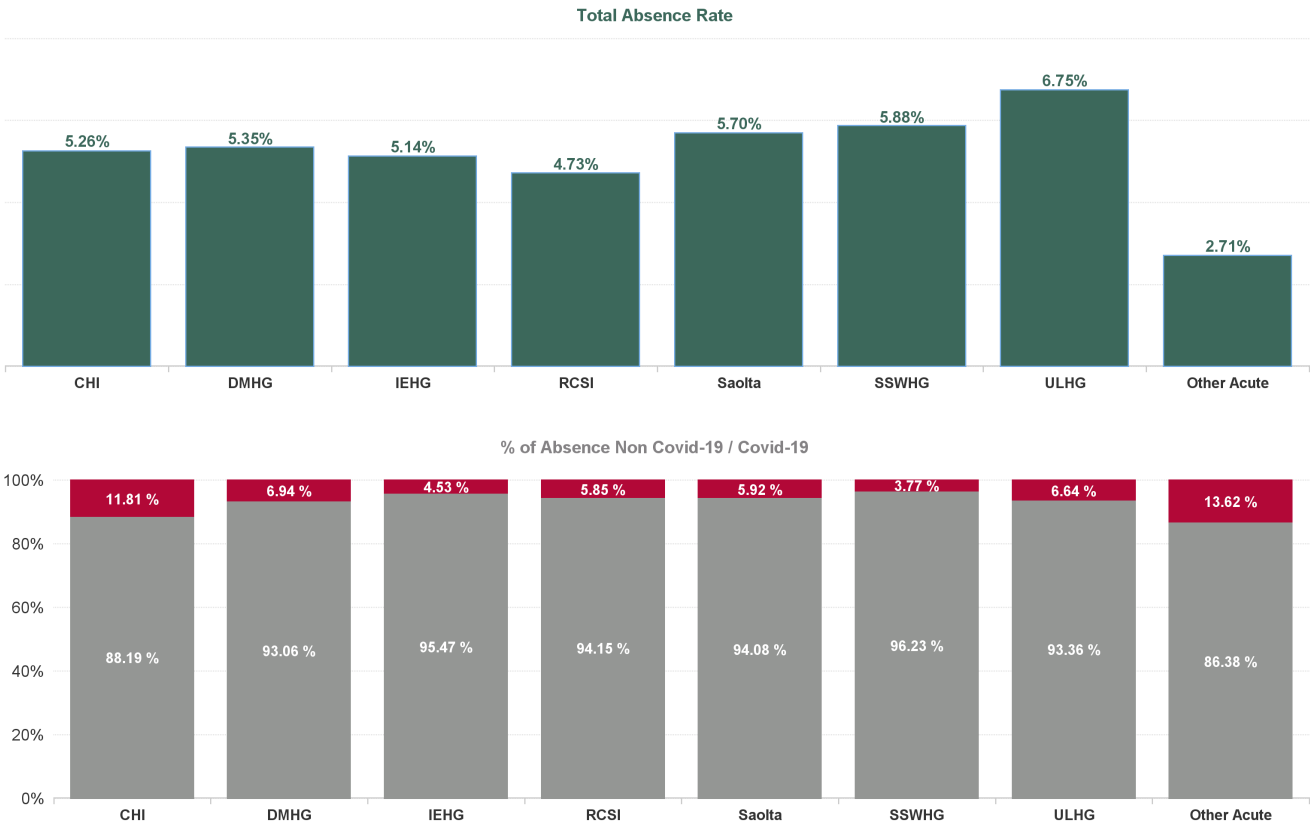


May 2024

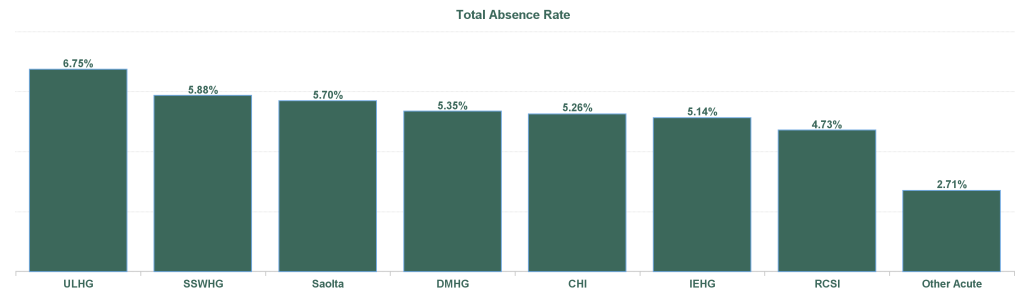
Health Service Absence Rate - by Staff Category: May 2024	Certified absence	Self- certified absence	Non Covid-19 absence	Covid-19 Absence	Total absence rate	% Non Covid-19 absence	% Covid-19 absence
Acute	4.40%	0.66%	5.06%	0.32%	5.38%	94.04%	5.96%
Medical & Dental	1.16%	0.25%	1.41%	0.06%	1.47%	96.11%	3.89%
Nursing & Midwifery	4.75%	0.92%	5.67%	0.40%	6.07%	93.40%	6.60%
Health & Social Care Professionals	3.64%	0.46%	4.09%	0.34%	4.43%	92.33%	7.67%
Management & Administrative	4.39%	0.45%	4.83%	0.26%	5.09%	94.98%	5.02%
General Support	6.68%	0.68%	7.36%	0.37%	7.73%	95.24%	4.76%
Patient & Client Care	6.61%	0.82%	7.43%	0.44%	7.86%	94.46%	5.54%

Health Service Absence Rate - by Hospital Group: May 2024	Certified absence	Self- certified absence	Non Covid-19 absence	Covid-19 Absence	Total absence rate	% Non Covid-19 absence	% Covid-19 absence
Acute	4.40%	0.66%	5.06%	0.32%	5.38%	94.04%	5.96%
Children's Health Ireland	4.03%	0.62%	4.64%	0.62%	5.26%	88.19%	11.81%
Dublin Midlands Hospital Group	4.29%	0.69%	4.98%	0.37%	5.35%	93.06%	6.94%
Ireland East Hospital Group	4.35%	0.56%	4.90%	0.23%	5.14%	95.47%	4.53%
RCSI Hospitals Group	3.90%	0.55%	4.45%	0.28%	4.73%	94.15%	5.85%
Saolta University Hospital Care Group	4.53%	0.83%	5.36%	0.34%	5.70%	94.08%	5.92%
South/South West Hospital Group	4.89%	0.77%	5.66%	0.22%	5.88%	96.23%	3.77%
University of Limerick Hospital Group	5.62%	0.68%	6.30%	0.45%	6.75%	93.36%	6.64%
Other Acute Services	2.14%	0.20%	2.34%	0.37%	2.71%	86.38%	13.62%



May 2024

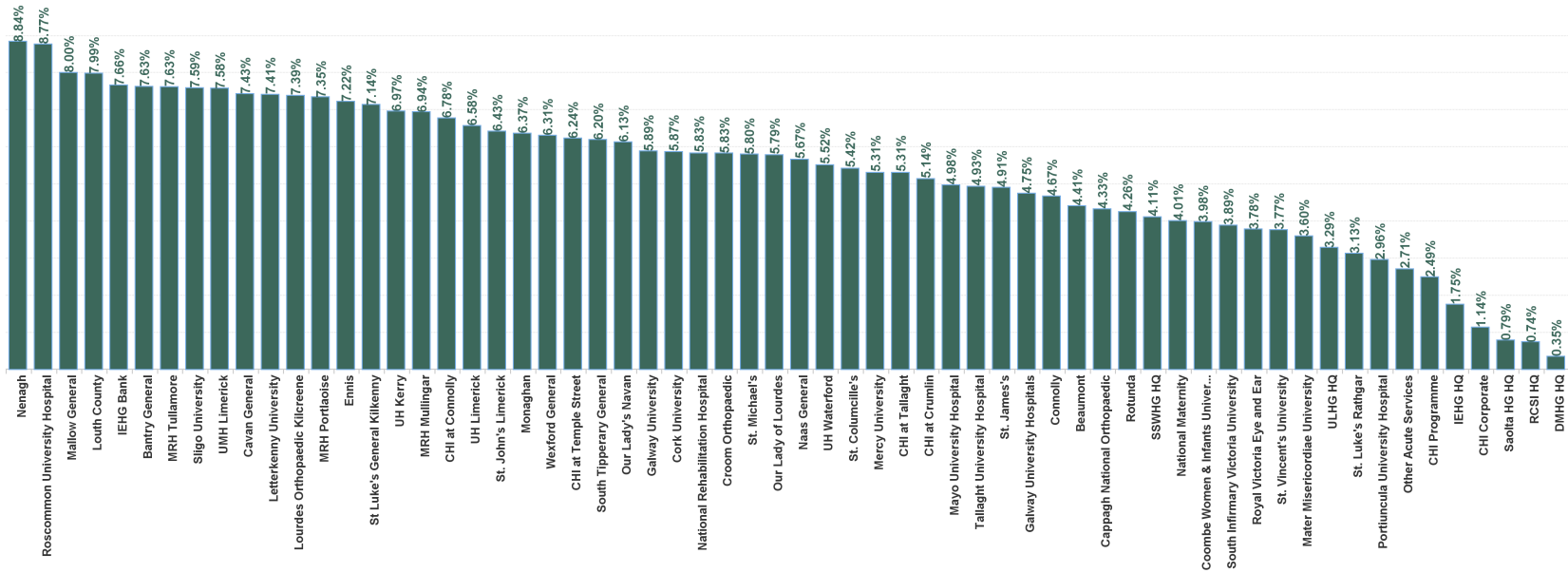
Health Service Absence Rate - by HG, CHO/Care Group & Staff Category : May 2024	Certified absence	Self- certified absence	Non Covid-19 absence	Covid-19 Absence	Total absence rate	Medical & Dental	Nursing & Midwifery	Health & Social Care Professionals	Management & Administrative	General Support	Patient & Client Care
Acute	4.40%	0.66%	5.06%	0.32%	5.38%	1.47%	6.07%	4.43%	5.09%	7.73%	7.86%
Children's Health Ireland	4.03%	0.62%	4.64%	0.62%	5.26%	1.46%	5.93%	5.30%	5.42%	8.13%	8.47%
Dublin Midlands Hospital Group	4.29%	0.69%	4.98%	0.37%	5.35%	1.51%	6.19%	3.83%	5.37%	7.04%	7.85%
Ireland East Hospital Group	4.35%	0.56%	4.90%	0.23%	5.14%	1.78%	5.50%	4.34%	5.24%	7.66%	6.91%
RCSI Hospitals Group	3.90%	0.55%	4.45%	0.28%	4.73%	1.30%	5.35%	3.94%	4.85%	6.78%	6.01%
Saolta University Hospital Care Group	4.53%	0.83%	5.36%	0.34%	5.70%	1.18%	6.67%	4.63%	4.51%	7.88%	10.03%
South/South West Hospital Group	4.89%	0.77%	5.66%	0.22%	5.88%	1.66%	6.67%	5.44%	4.66%	7.88%	10.02%
University of Limerick Hospital Group	5.62%	0.68%	6.30%	0.45%	6.75%	1.44%	7.12%	5.15%	6.48%	10.26%	9.12%
Other Acute Services	2.14%	0.20%	2.34%	0.37%	2.71%	0.00%	2.42%	2.28%	2.90%		



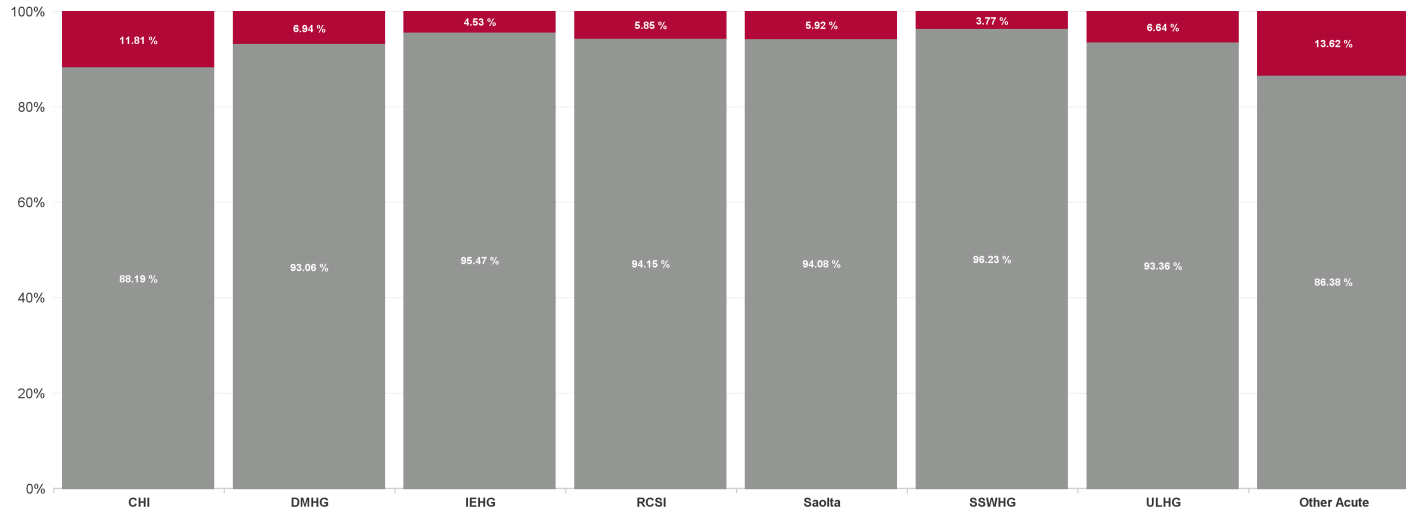
May 2024

Health Service Absence Rate - by HQ, CHO/Care Group & Staff Category: May 2024	Certified absence	Self-certified absence	Non Covid-19 absence	Covid-19 Absence	Total absence rate	Medical & Dental	Nursing & Midwifery	Health & Social Care Professionals	Management & Administrative	General Support	Patient & Client Care
Total	4.40%	0.66%	5.06%	0.32%	5.38%	1.47%	6.07%	4.43%	5.09%	7.73%	7.86%
CHI at Connolly	5.73%	0.48%	6.21%	0.57%	6.78%	0.91%	6.38%	5.42%	10.17%	3.04%	13.73%
CHI at Crumlin	3.62%	0.67%	4.50%	0.65%	5.14%	1.58%	5.74%	3.87%	5.94%	7.51%	8.49%
CHI at Tallaght	4.35%	0.88%	5.23%	0.07%	5.31%	3.53%	5.41%	1.95%	10.25%	0.00%	5.11%
CHI at Temple Street	4.76%	0.60%	5.36%	0.88%	6.24%	0.97%	6.44%	9.19%	6.08%	9.65%	8.38%
CHI Corporate	0.94%	0.20%	1.14%	0.00%	1.14%	0.35%	5.53%	0.00%	0.53%		
CHI Programme	2.41%	0.08%	2.49%	0.00%	2.49%	0.00%	4.08%	0.00%	2.52%	23.48%	
Children's Health Ireland	4.03%	0.62%	4.64%	0.62%	5.26%	1.46%	5.93%	5.30%	5.42%	8.13%	8.47%
Coombe Women & Infants University Hospital	2.96%	0.97%	3.93%	0.05%	3.98%	1.94%	4.90%	1.29%	2.84%	6.34%	3.59%
DMHG HQ	0.19%	0.16%	0.35%	0.00%	0.35%		0.00%	0.00%	0.38%		
MRH Mullingar	6.09%	0.53%	6.63%	0.32%	6.94%	1.10%	7.12%	4.78%	8.77%	12.61%	10.88%
MRH Portlaoise	6.12%	0.80%	6.92%	0.43%	7.35%	2.87%	8.86%	5.99%	7.13%	15.56%	6.63%
MRH Tullamore	6.38%	0.65%	7.02%	0.60%	7.63%	3.39%	8.17%	6.32%	5.72%	9.53%	11.00%
Nass General	4.79%	0.86%	5.65%	0.02%	5.67%	1.49%	5.99%	5.21%	3.84%	5.43%	8.69%
St. James's	3.79%	0.73%	4.52%	0.39%	4.91%	0.63%	6.16%	2.84%	5.45%	6.79%	6.89%
St. Luke's Rathgar	2.00%	0.60%	2.60%	0.53%	3.13%	0.00%	4.57%	2.89%	2.51%	5.24%	10.31%
Tallaght University Hospital	3.91%	0.58%	4.50%	0.44%	4.93%	2.16%	5.20%	4.51%	6.15%	5.75%	5.61%
Dublin Midlands Hospital Group	4.29%	0.69%	4.98%	0.37%	5.35%	1.51%	6.19%	3.83%	5.37%	7.04%	7.85%
IEHG Bank	7.15%	0.51%	7.66%	0.00%	7.66%		8.00%	0.00%			0.00%
IEHG HQ	1.61%	0.14%	1.75%	0.00%	1.75%		0.00%	0.00%	2.11%		
Lourdes Orthopaedic Kilsreene	6.39%	1.00%	7.39%	0.00%	7.39%	0.69%	5.78%		3.90%	15.99%	
National Maternity	3.42%	0.36%	3.79%	0.22%	4.01%	1.13%	4.30%	2.19%	3.73%	6.71%	4.30%
National Rehabilitation Hospital	4.78%	0.72%	5.50%	0.33%	5.83%	4.81%	7.26%	4.37%	6.27%	5.86%	5.49%
Royal Victoria Eye and Ear	3.39%	0.39%	3.78%	0.00%	3.78%	1.06%	4.73%	1.86%	3.72%	6.21%	5.39%
South Tipperary General	5.39%	0.55%	5.94%	0.26%	6.20%	3.07%	6.66%	4.45%	6.19%	6.11%	10.25%
St. Columille's	4.51%	0.39%	4.90%	0.52%	5.42%	0.81%	5.35%	5.37%	8.94%	3.56%	5.67%
St Luke's General Kilkenny	6.29%	0.58%	6.87%	0.27%	7.14%	1.56%	7.06%	5.65%	7.71%	12.01%	9.96%
St. Michael's	4.72%	0.61%	5.34%	0.46%	5.80%	6.36%	7.16%	4.10%	3.04%	10.08%	0.15%
St. Vincent's University	3.11%	0.48%	3.60%	0.17%	3.77%	1.10%	4.13%	2.88%	4.65%	4.85%	6.62%
UH Waterford	4.74%	0.62%	5.36%	0.16%	5.52%	2.04%	6.10%	5.81%	5.69%	8.20%	6.81%
Wexford General	5.12%	0.80%	5.92%	0.39%	6.31%	2.57%	5.77%	7.62%	5.16%	10.66%	6.80%
Ireland East Hospital Group	4.35%	0.56%	4.90%	0.23%	5.14%	1.78%	5.59%	4.34%	5.24%	7.66%	6.91%
Beaumont	3.52%	0.56%	4.08%	0.33%	4.41%	1.06%	4.77%	3.29%	4.00%	6.85%	7.65%
Cappagh National Orthopaedic	3.62%	0.39%	4.01%	0.32%	4.33%	0.91%	5.94%	2.88%	2.96%	1.22%	7.65%
Cavan General	6.14%	0.70%	6.84%	0.59%	7.43%	4.99%	8.20%	5.42%	7.24%	8.22%	9.03%
Connolly	4.04%	0.55%	4.59%	0.08%	4.67%	0.63%	5.68%	3.45%	5.85%	6.45%	6.23%
Louth County	6.24%	0.72%	6.96%	1.02%	7.99%	0.00%	8.65%	1.08%	7.75%	6.62%	13.15%
Mater Misericordiae University	3.02%	0.41%	3.43%	0.16%	3.60%	0.80%	4.18%	4.13%	4.15%	6.15%	2.65%
Monaghan	5.70%	0.57%	6.27%	0.09%	6.37%	0.00%	9.09%	0.33%	1.06%	4.04%	8.36%
Our Lady of Lourdes	4.80%	0.56%	5.37%	0.42%	5.79%	1.44%	6.04%	6.31%	7.03%	9.59%	8.28%
Our Lady's Navan	5.42%	0.60%	6.01%	0.12%	6.13%	1.61%	7.79%	3.97%	7.58%	1.97%	8.33%
RCSI HQ	0.52%	0.00%	0.52%	0.22%	0.74%	0.00%	1.12%	0.00%	0.73%		
Rolunda	3.29%	0.87%	4.16%	0.09%	4.26%	0.94%	4.27%	3.08%	4.29%	6.99%	8.21%
RCSI Hospitals Group	3.90%	0.55%	4.45%	0.28%	4.73%	1.30%	5.35%	3.94%	4.85%	6.78%	6.01%
Galway University	5.21%	0.26%	5.47%	0.42%	5.89%	1.19%	6.67%	8.52%	3.94%	5.82%	11.10%
Galway University Hospitals	3.57%	0.91%	4.48%	0.27%	4.75%	0.32%	6.12%	4.16%	4.08%	4.91%	10.67%
Letterkenney University	6.25%	0.68%	6.93%	0.49%	7.41%	2.23%	8.29%	4.49%	7.50%	8.36%	10.72%
Mayo University Hospital	3.67%	1.08%	4.75%	0.23%	4.98%	2.96%	6.17%	3.72%	3.98%	3.72%	6.03%
Portluncula University Hospital	1.37%	1.59%	2.96%	0.00%	2.96%	0.11%	4.94%	0.16%	0.33%	5.38%	3.81%
Roscommon University Hospital	7.37%	0.26%	7.63%	1.14%	8.77%	8.59%	10.39%	13.79%	1.83%	9.97%	8.27%
Saolta HG HQ	0.71%	0.09%	0.79%	0.00%	0.79%	0.00%	0.00%	0.00%	0.93%		
Sligo University	6.63%	0.52%	7.15%	0.44%	7.59%	1.24%	7.01%	7.43%	6.73%	12.42%	14.01%
Saolta University Hospital Care Group	4.53%	0.83%	5.36%	0.34%	5.70%	1.18%	6.67%	4.63%	4.51%	7.88%	10.03%
Bantry General	7.21%	0.42%	7.63%	0.00%	7.63%	0.18%	10.72%	1.77%	2.84%	1.46%	11.16%
Cork University	4.89%	0.74%	5.63%	0.24%	5.87%	1.52%	6.32%	5.91%	5.17%	8.97%	10.49%
Mallow General	6.31%	0.58%	6.89%	1.12%	8.00%	2.53%	8.90%	2.45%	4.90%	5.26%	14.83%
Mercy University	4.03%	1.13%	5.16%	0.15%	5.31%	1.75%	5.39%	5.66%	4.75%	7.77%	8.49%
South Infirmary Victoria University	3.29%	0.54%	3.83%	0.06%	3.89%	2.04%	4.95%	2.25%	3.15%	3.71%	8.40%
SSWHG HQ	3.93%	0.18%	4.11%	0.00%	4.11%	0.00%	0.00%	19.24%	4.46%		
UH Kerry	5.93%	0.84%	6.78%	0.19%	6.97%	2.08%	8.75%	6.10%	5.49%	8.12%	8.31%
South/South West Hospital Group	4.89%	0.77%	5.66%	0.22%	5.88%	1.66%	6.67%	5.44%	4.66%	7.88%	10.02%
Croom Orthopaedic	5.37%	0.42%	5.79%	0.04%	5.83%	1.60%	7.56%	3.19%	4.28%	10.10%	3.19%
Ennis	5.85%	0.84%	6.69%	0.53%	7.22%	3.44%	5.01%	4.23%	9.29%	12.81%	9.82%
Nenagh	7.01%	0.81%	7.82%	1.02%	8.84%	10.01%	6.93%	7.04%	7.71%	9.30%	13.98%
St. John's Limerick	4.00%	0.45%	4.45%	1.98%	6.43%		0.51%	5.87%	1.77%	4.68%	21.23%
UH Limerick	5.56%	0.73%	6.29%	0.29%	6.58%	1.09%	7.55%	5.45%	6.77%	8.33%	10.13%
ULHG HQ	3.29%	0.00%	3.29%	0.00%	3.29%		0.00%		3.44%		
UMH Limerick	6.96%	0.52%	7.49%	0.08%	7.58%	0.76%	6.45%	0.51%	6.06%	17.97%	11.65%
University of Limerick Hospital Group	5.62%	0.68%	6.30%	0.45%	6.75%	1.44%	7.12%	5.15%	6.48%	10.26%	9.12%
Other Acute Services	2.14%	0.20%	2.34%	0.37%	2.71%	0.00%	2.42%	2.28%	2.90%		
Acute Services	4.40%	0.66%	5.06%	0.32%	5.38%	1.47%	6.07%	4.43%	5.09%	7.73%	7.86%

Total Absence Rate



% of Absence Non Covid-19 / Covid-19



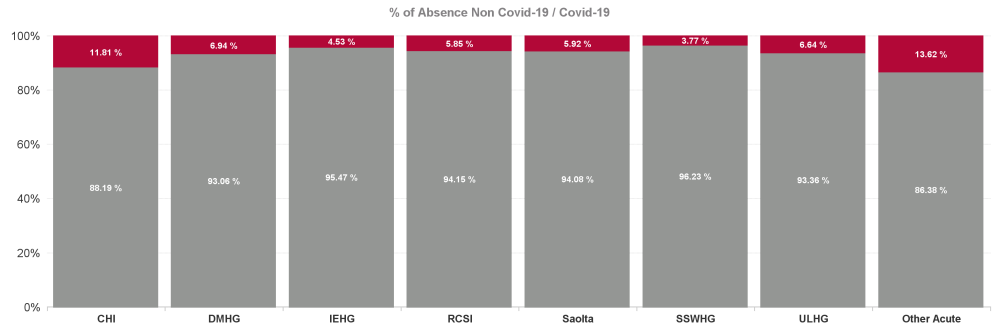
May 2024

Health Service Covid 19 Absence Rate - by Hospital & Staff Category: May 2024	Non Covid-19 absence	Covid-19 absence	Total absence rate	Medical & Dental	Nursing & Midwifery	Health & Social Care Professionals	Management & Administrative	General Support	Patient & Client Care
Acute	5.06%	0.32%	5.38%	0.06%	0.40%	0.34%	0.26%	0.37%	0.44%
CHI at Connolly	6.21%	0.57%	6.78%	0.00%	0.80%	1.34%	0.00%	0.00%	0.00%
CHI at Crumlin	4.50%	0.65%	5.14%	0.75%	0.38%	1.12%	1.12%	0.18%	0.00%
CHI at Tallaght	5.23%	0.07%	5.31%	0.00%	0.06%	0.64%	0.00%	0.00%	0.00%
CHI at Temple Street	5.36%	0.88%	6.24%	0.00%	0.92%	2.27%	0.23%	0.00%	2.67%
CHI Corporate	1.14%	0.00%	1.14%	0.00%	0.00%	0.00%	0.00%		
CHI Programme	2.49%	0.00%	2.49%	0.00%	0.00%	0.00%	0.00%	0.00%	
Children's Health Ireland	4.64%	0.62%	5.26%	0.36%	0.52%	1.41%	0.54%	0.12%	0.69%
Coombe Women & Infants University Hospital	3.93%	0.05%	3.98%	0.00%	0.06%	0.00%	0.00%	0.15%	0.00%
DMHG HQ	0.35%	0.00%	0.35%		0.00%	0.00%	0.00%		
MRH Mullingar	6.63%	0.32%	6.94%	0.00%	0.40%	0.32%	0.85%	0.00%	0.14%
MRH Portlaoise	6.92%	0.43%	7.35%	0.13%	0.44%	0.73%	0.14%	1.18%	0.53%
MRH Tullamore	7.02%	0.60%	7.63%	0.18%	0.77%	0.12%	0.00%	2.55%	0.73%
Naas General	5.65%	0.02%	5.67%	0.00%	0.00%	0.00%	0.00%	0.00%	0.09%
St. James's	4.52%	0.39%	4.91%	0.00%	0.66%	0.34%	0.15%	0.38%	0.32%
St. Luke's Rathgar	2.60%	0.53%	3.13%	0.00%	1.96%	0.50%	0.14%	0.00%	0.00%
Tallaght University Hospital	4.50%	0.44%	4.93%	0.01%	0.51%	0.52%	0.60%	0.50%	0.27%
Dublin Midlands Hospital Group	4.98%	0.37%	5.35%	0.03%	0.54%	0.35%	0.28%	0.47%	0.33%
IEHG Bank	7.66%	0.00%	7.66%		0.00%	0.00%			0.00%
IEHG HQ	1.75%	0.00%	1.75%		0.00%	0.00%	0.00%		
Lourdes Orthopaedic Kilcreene	7.39%	0.00%	7.39%	0.00%	0.00%		0.00%	0.00%	
National Maternity	3.79%	0.22%	4.01%	0.00%	0.36%	0.00%	0.00%	0.34%	0.30%
National Rehabilitation Hospital	5.50%	0.33%	5.83%	0.76%	0.72%	0.26%	0.00%	0.27%	0.00%
Royal Victoria Eye and Ear	3.78%	0.00%	3.78%	0.00%	0.00%	0.00%	0.00%	0.00%	0.00%
South Tipperary General	5.94%	0.26%	6.20%	0.00%	0.10%	0.29%	0.44%	0.08%	1.41%
St. Columille's	4.90%	0.52%	5.42%	0.58%	0.86%	0.49%	0.20%	0.00%	0.26%
St Luke's General Kilkenny	6.87%	0.27%	7.14%	0.00%	0.27%	0.12%	0.12%	0.54%	0.64%
St. Michael's	5.34%	0.46%	5.80%	0.00%	1.00%	0.27%	0.00%	0.00%	0.00%
St. Vincent's University	3.60%	0.17%	3.77%	0.00%	0.13%	0.08%	0.50%	0.36%	0.05%
UH Waterford	5.36%	0.16%	5.52%	0.00%	0.28%	0.14%	0.01%	0.14%	0.29%
Wexford General	5.92%	0.39%	6.31%	0.09%	0.45%	0.00%	0.18%	0.73%	0.55%
Ireland East Hospital Group	4.90%	0.23%	5.14%	0.03%	0.29%	0.14%	0.21%	0.33%	0.36%
Beaumont	4.08%	0.33%	4.41%	0.00%	0.28%	0.38%	0.44%	0.40%	0.73%
Cappagh National Orthopaedic	4.01%	0.32%	4.33%	0.00%	0.45%	0.36%	0.60%	0.00%	0.00%
Cavan General	6.84%	0.59%	7.43%	0.27%	0.56%	0.17%	0.00%	0.92%	1.70%
Connolly	4.59%	0.08%	4.67%	0.11%	0.06%	0.10%	0.07%	0.14%	0.00%
Louth County	6.96%	1.02%	7.99%	0.00%	1.29%	0.51%	0.35%	0.27%	2.46%
Mater Misericordiae University	3.43%	0.16%	3.60%	0.00%	0.19%	0.12%	0.15%	0.28%	0.22%
Monaghan	6.27%	0.09%	6.37%	0.00%	0.00%	0.00%	0.00%	4.04%	0.00%
Our Lady of Lourdes	5.37%	0.42%	5.79%	0.00%	0.63%	0.57%	0.29%	0.12%	0.77%
Our Lady's Navan	6.01%	0.12%	6.13%	0.00%	0.27%	0.00%	0.00%	0.00%	0.15%

RCSI HQ	0.52%	0.22%	0.74%
Rotunda	4.16%	0.09%	4.26%
RCSI Hospitals Group	4.45%	0.28%	4.73%
Galway University	5.47%	0.42%	5.89%
Galway University Hospitals	4.48%	0.27%	4.75%
Letterkenny University	6.93%	0.49%	7.41%
Mayo University Hospital	4.75%	0.23%	4.98%
Portiuncula University Hospital	2.96%	0.00%	2.96%
Roscommon University Hospital	7.63%	1.14%	8.77%
Saolta HG HQ	0.79%	0.00%	0.79%
Sligo University	7.15%	0.44%	7.59%
Saolta University Hospital Care Group	5.36%	0.34%	5.70%
Bantry General	7.63%	0.00%	7.63%
Cork University	5.63%	0.24%	5.87%
Mallow General	6.89%	1.12%	8.00%
Mercy University	5.16%	0.15%	5.31%
South Infirmary Victoria University	3.83%	0.06%	3.89%
SSWHG HQ	4.11%	0.00%	4.11%
UH Kerry	6.78%	0.19%	6.97%
South/South West Hospital Group	5.66%	0.22%	5.88%
Croom Orthopaedic	5.79%	0.04%	5.83%
Ennis	6.69%	0.53%	7.22%
Nenagh	7.82%	1.02%	8.84%
St. John's Limerick	4.45%	1.98%	6.43%
UH Limerick	6.29%	0.29%	6.58%
ULHG HQ	3.29%	0.00%	3.29%
UMH Limerick	7.49%	0.09%	7.58%
University of Limerick Hospital Group	6.30%	0.45%	6.75%
Other Acute Services	2.34%	0.37%	2.71%
Other Acute Services	2.34%	0.37%	2.71%
Acute Services	5.06%	0.32%	5.38%

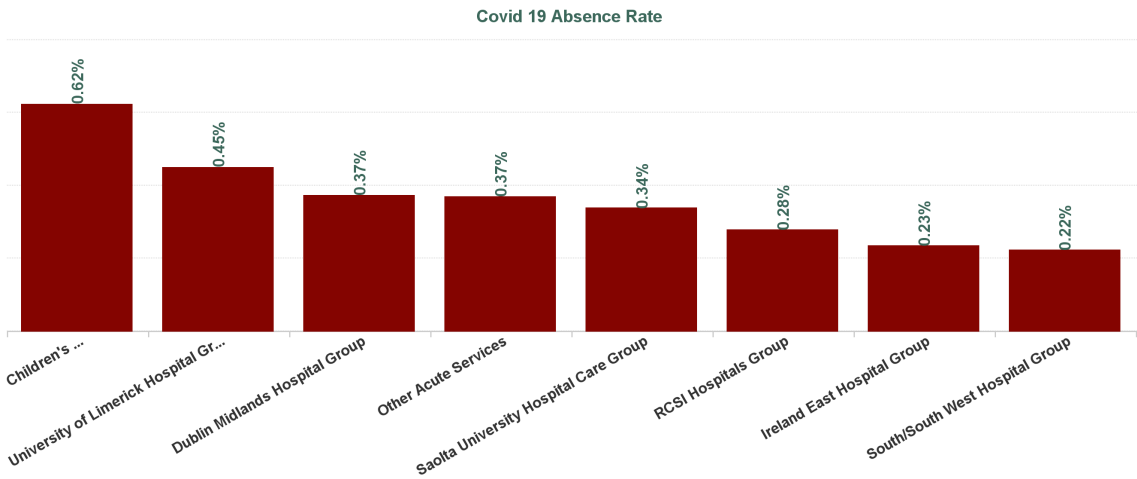
0.00%	0.00%	0.00%	0.28%		
0.00%	0.05%	0.00%	0.20%	0.30%	0.00%
0.03%	0.31%	0.25%	0.25%	0.33%	0.50%
0.00%	1.19%	0.27%	0.00%	0.00%	0.00%
0.02%	0.37%	0.21%	0.29%	0.18%	0.52%
0.49%	0.56%	0.72%	0.16%	0.53%	0.44%
0.11%	0.36%	0.33%	0.00%	0.00%	0.14%
0.00%	0.00%	0.00%	0.00%	0.00%	0.00%
0.56%	2.24%	1.05%	0.00%	0.49%	0.00%
0.00%	0.00%	0.00%	0.00%		
0.00%	0.53%	0.45%	0.43%	0.67%	0.51%
0.10%	0.47%	0.33%	0.20%	0.37%	0.36%
0.00%	0.00%	0.00%	0.00%	0.00%	0.00%
0.00%	0.37%	0.10%	0.12%	0.07%	0.99%
0.00%	0.73%	0.78%	0.25%	0.00%	4.18%
0.00%	0.31%	0.19%	0.04%	0.00%	0.00%
0.00%	0.00%	0.00%	0.07%	0.31%	0.00%
0.00%	0.00%	0.00%	0.00%		
0.07%	0.23%	0.17%	0.00%	0.11%	0.73%
0.01%	0.30%	0.12%	0.07%	0.09%	0.84%
0.00%	0.00%	0.00%	0.00%	0.00%	0.19%
0.85%	0.95%	0.63%	0.00%	0.00%	0.00%
0.00%	1.79%	2.74%	0.00%	0.00%	0.39%
0.00%	1.94%	0.00%	0.70%	9.27%	0.00%
0.00%	0.35%	0.14%	0.43%	0.45%	0.18%
	0.00%		0.00%		
0.00%	0.06%	0.00%	0.00%	0.00%	0.73%
0.03%	0.55%	0.27%	0.37%	0.90%	0.21%
0.00%	0.00%	0.76%	0.36%		
0.00%	0.00%	0.76%	0.36%		
0.06%	0.40%	0.34%	0.26%	0.37%	0.44%

Health Service Absence Rate - by HG, CHO/Care Group & Staff Category: May 2024	Certified absence	Self-certified absence	Non Covid-19 absence	Covid-19 Absence	Total absence rate	Medical & Dental	Nursing & Midwifery	Health & Social Care Professionals	Management & Administrative	General Support	Patient & Client Care
Total	4.40%	0.66%	5.06%	0.32%	5.38%	1.47%	6.07%	4.43%	5.09%	7.73%	7.86%
Section 38 Hospitals	4.03%	0.62%	4.64%	0.62%	5.26%	1.46%	5.93%	5.30%	5.42%	8.13%	8.47%
Children's Health Ireland	4.03%	0.62%	4.64%	0.62%	5.26%	1.46%	5.93%	5.30%	5.42%	8.13%	8.47%
Health Service Executive	5.33%	0.68%	6.00%	0.38%	6.38%	1.92%	7.38%	4.71%	5.29%	9.05%	9.51%
Section 38 Hospitals	3.74%	0.70%	4.45%	0.37%	4.82%	1.28%	5.65%	3.30%	5.40%	6.37%	6.25%
Dublin Midlands Hospital Group	4.29%	0.69%	4.98%	0.37%	5.35%	1.51%	6.19%	3.83%	5.37%	7.04%	7.85%
Health Service Executive	5.19%	0.61%	5.81%	0.26%	6.07%	2.11%	6.27%	5.76%	6.04%	9.33%	8.02%
Section 38 Hospitals	3.48%	0.50%	3.98%	0.21%	4.18%	1.43%	4.69%	3.22%	4.48%	5.76%	5.62%
Ireland East Hospital Group	4.35%	0.56%	4.90%	0.23%	5.14%	1.78%	5.50%	4.34%	5.24%	7.66%	6.91%
Health Service Executive	5.01%	0.59%	5.60%	0.36%	5.96%	1.91%	6.77%	4.58%	6.39%	7.52%	8.31%
Section 38 Hospitals	3.29%	0.52%	3.81%	0.23%	4.04%	0.93%	4.52%	3.60%	4.02%	6.44%	4.72%
RCSI Hospitals Group	3.90%	0.55%	4.45%	0.28%	4.73%	1.30%	5.35%	3.94%	4.85%	6.78%	6.01%
Health Service Executive	4.53%	0.83%	5.36%	0.34%	5.70%	1.18%	6.67%	4.63%	4.51%	7.88%	10.03%
Saolta University Hospital Care Group	4.53%	0.83%	5.36%	0.34%	5.70%	1.18%	6.67%	4.63%	4.51%	7.88%	10.03%
Health Service Executive	5.25%	0.73%	5.98%	0.26%	6.24%	1.61%	7.10%	5.75%	5.06%	8.41%	10.60%
Section 38 Hospitals	3.73%	0.89%	4.63%	0.11%	4.74%	1.84%	5.21%	4.46%	3.96%	5.32%	8.47%
South/South West Hospital Group	4.89%	0.77%	5.66%	0.22%	5.88%	1.66%	6.67%	5.44%	4.66%	7.88%	10.02%
Health Service Executive	5.76%	0.70%	6.46%	0.32%	6.78%	1.49%	7.23%	5.40%	6.69%	9.51%	9.67%
Section 38 Hospitals	4.00%	0.45%	4.45%	1.98%	6.43%	0.51%	5.87%	1.77%	4.68%	21.23%	4.27%
University of Limerick Hospital Group	5.62%	0.68%	6.30%	0.45%	6.75%	1.44%	7.12%	5.15%	6.48%	10.26%	9.12%
Other Acute Services	2.14%	0.20%	2.34%	0.37%	2.71%	0.00%	2.42%	2.28%	2.90%		
Acute Services	4.40%	0.66%	5.06%	0.32%	5.38%	1.47%	6.07%	4.43%	5.09%	7.73%	7.86%



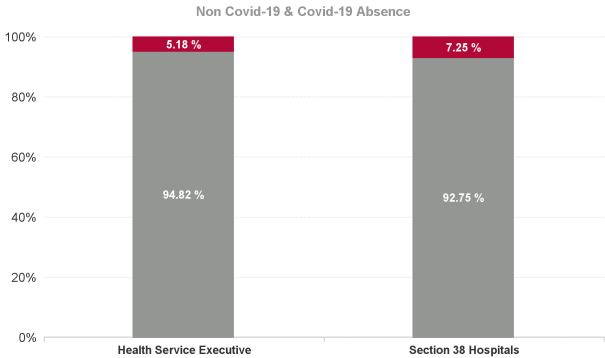
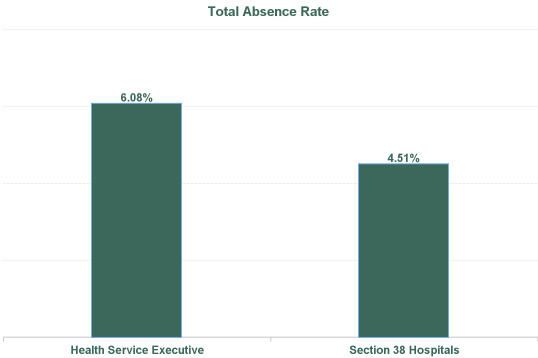
May 2024

Health Service Covid 19 Absence Rate - by Hospital & Staff Category: May 2024	Non Covid-19 absence	Covid-19 Absence e	Total absence rate	Medical & Dental	Nursing & Midwifery	Health & Social Care Professionals	Management & Administrative	General Support	Patient & Client Care
Acute	5.06%	0.32%	5.38%	0.06%	0.40%	0.34%	0.26%	0.37%	0.44%
Section 38 Hospitals	4.64%	0.62%	5.26%	0.36%	0.52%	1.41%	0.54%	0.12%	0.69%
Children's Health Ireland	4.64%	0.62%	5.26%	0.36%	0.52%	1.41%	0.54%	0.12%	0.69%
Health Service Executive	6.00%	0.38%	6.38%	0.07%	0.53%	0.31%	0.24%	0.75%	0.38%
Section 38 Hospitals	4.45%	0.37%	4.82%	0.00%	0.54%	0.38%	0.30%	0.37%	0.28%
Dublin Midlands Hospital Group	4.98%	0.37%	5.35%	0.03%	0.54%	0.35%	0.28%	0.47%	0.33%
Health Service Executive	5.81%	0.26%	6.07%	0.04%	0.30%	0.17%	0.13%	0.35%	0.61%
Section 38 Hospitals	3.98%	0.21%	4.18%	0.02%	0.27%	0.12%	0.29%	0.30%	0.06%
Ireland East Hospital Group	4.90%	0.23%	5.14%	0.03%	0.29%	0.14%	0.21%	0.33%	0.36%
Health Service Executive	5.60%	0.36%	5.96%	0.08%	0.45%	0.27%	0.15%	0.31%	0.76%
Section 38 Hospitals	3.81%	0.23%	4.04%	0.00%	0.23%	0.25%	0.31%	0.33%	0.35%
RCSI Hospitals Group	4.45%	0.28%	4.73%	0.03%	0.31%	0.25%	0.25%	0.33%	0.50%
Health Service Executive	5.36%	0.34%	5.70%	0.10%	0.47%	0.33%	0.20%	0.37%	0.36%
Saolta University Hospital Care Group	5.36%	0.34%	5.70%	0.10%	0.47%	0.33%	0.20%	0.37%	0.36%
Health Service Executive	5.98%	0.26%	6.24%	0.01%	0.34%	0.12%	0.08%	0.07%	1.16%
Section 38 Hospitals	4.63%	0.11%	4.74%	0.00%	0.19%	0.12%	0.06%	0.19%	0.00%
South/South West Hospital Group	5.66%	0.22%	5.88%	0.01%	0.30%	0.12%	0.07%	0.09%	0.84%
Health Service Executive	6.46%	0.32%	6.78%	0.03%	0.43%	0.29%	0.34%	0.34%	0.24%
Section 38 Hospitals	4.45%	1.98%	6.43%	0.00%	1.94%	0.00%	0.70%	9.27%	0.00%
University of Limerick Hospital Group	6.30%	0.45%	6.75%	0.03%	0.55%	0.27%	0.37%	0.90%	0.21%
Health Service Executive	2.34%	0.37%	2.71%	0.00%	0.00%	0.76%	0.36%		
Other Acute Services	2.34%	0.37%	2.71%	0.00%	0.00%	0.76%	0.36%		
Acute Services	5.06%	0.32%	5.38%	0.06%	0.40%	0.34%	0.26%	0.37%	0.44%



May 2024

Health Service Absence Rate - by Admin : May 2024	Certified absence	Self-certified absence	Non Covid-19 absence	Covid-19 Absence	Total absence rate	Medical & Dental	Nursing & Midwifery	Health & Social Care Professionals	Management & Administrative	General Support	Patient & Client Care
Total	4.40%	0.66%	5.06%	0.32%	5.38%	1.47%	6.07%	4.43%	5.09%	7.73%	7.86%
Health Service Executive	5.06%	0.71%	5.77%	0.32%	6.08%	1.63%	6.83%	5.06%	5.45%	8.57%	9.40%
Section 38 Hospitals	3.58%	0.60%	4.18%	0.33%	4.51%	1.25%	5.11%	3.75%	4.70%	6.56%	5.76%



Health Service Absence Rate - by Staff Category: May 2024	Certified absence	Self- certified absence	Non Covid-19 absence	Covid-19 Absence	Total absence rate	% Non Covid-19 absence	% Covid-19 absence
CHI	4.03%	0.62%	4.64%	0.62%	5.26%	88.19%	11.81%
Medical & Dental	0.77%	0.33%	1.10%	0.36%	1.46%	75.44%	24.56%
Nursing & Midwifery	4.47%	0.93%	5.41%	0.52%	5.93%	91.22%	8.78%
Health & Social Care Professionals	3.62%	0.27%	3.89%	1.41%	5.30%	73.39%	26.61%
Management & Administrative	4.57%	0.31%	4.87%	0.54%	5.42%	89.95%	10.05%
General Support	7.36%	0.66%	8.01%	0.12%	8.13%	98.51%	1.49%
Patient & Client Care	6.27%	1.51%	7.78%	0.69%	8.47%	91.89%	8.11%

Health Service Absence Rate - by Staff Category: May 2024	Certified absence	Self- certified absence	Non Covid-19 absence	Covid-19 Absence	Total absence rate	% Non Covid-19 absence	% Covid-19 absence
DMHG	4.29%	0.69%	4.98%	0.37%	5.35%	93.06%	6.94%
Medical & Dental	1.17%	0.31%	1.48%	0.03%	1.51%	98.22%	1.78%
Nursing & Midwifery	4.71%	0.94%	5.65%	0.54%	6.19%	91.34%	8.66%
Health & Social Care Professionals	3.05%	0.42%	3.48%	0.35%	3.83%	90.83%	9.17%
Management & Administrative	4.63%	0.46%	5.08%	0.28%	5.37%	94.74%	5.26%
General Support	5.79%	0.79%	6.57%	0.47%	7.04%	93.36%	6.64%
Patient & Client Care	6.64%	0.88%	7.52%	0.33%	7.85%	95.81%	4.19%

Health Service Absence Rate - by Staff Category: May 2024	Certified absence	Self- certified absence	Non Covid-19 absence	Covid-19 Absence	Total absence rate	% Non Covid-19 absence	% Covid-19 absence
IEHG	4.35%	0.56%	4.90%	0.23%	5.14%	95.47%	4.53%
Medical & Dental	1.52%	0.23%	1.75%	0.03%	1.78%	98.36%	1.64%
Nursing & Midwifery	4.46%	0.75%	5.21%	0.29%	5.50%	94.74%	5.26%
Health & Social Care Professionals	3.76%	0.44%	4.19%	0.14%	4.34%	96.66%	3.34%
Management & Administrative	4.63%	0.39%	5.03%	0.21%	5.24%	95.94%	4.06%
General Support	6.80%	0.53%	7.33%	0.33%	7.66%	95.68%	4.32%
Patient & Client Care	5.84%	0.71%	6.55%	0.36%	6.91%	94.86%	5.14%

Health Service Absence Rate - by Staff Category: May 2024	Certified absence	Self- certified absence	Non Covid-19 absence	Covid-19 Absence	Total absence rate	% Non Covid-19 absence	% Covid-19 absence
RCSI	3.90%	0.55%	4.45%	0.28%	4.73%	94.15%	5.85%
Medical & Dental	1.05%	0.21%	1.27%	0.03%	1.30%	97.60%	2.40%
Nursing & Midwifery	4.31%	0.73%	5.04%	0.31%	5.35%	94.25%	5.75%
Health & Social Care Professionals	3.26%	0.43%	3.69%	0.25%	3.94%	93.56%	6.44%
Management & Administrative	4.18%	0.41%	4.59%	0.25%	4.85%	94.77%	5.23%
General Support	5.74%	0.71%	6.45%	0.33%	6.78%	95.19%	4.81%
Patient & Client Care	4.99%	0.52%	5.51%	0.50%	6.01%	91.75%	8.25%

Health Service Absence Rate - by Staff Category: May 2024	Certified absence	Self- certified absence	Non Covid-19 absence	Covid-19 Absence	Total absence rate	% Non Covid-19 absence	% Covid-19 absence
Saolta	4.53%	0.83%	5.36%	0.34%	5.70%	94.08%	5.92%
Medical & Dental	0.75%	0.33%	1.08%	0.10%	1.18%	91.89%	8.11%
Nursing & Midwifery	5.02%	1.18%	6.20%	0.47%	6.67%	92.91%	7.09%
Health & Social Care Professionals	3.78%	0.52%	4.30%	0.33%	4.63%	92.78%	7.22%
Management & Administrative	3.81%	0.49%	4.31%	0.20%	4.51%	95.53%	4.47%
General Support	6.71%	0.80%	7.51%	0.37%	7.88%	95.35%	4.65%
Patient & Client Care	8.54%	1.12%	9.67%	0.36%	10.03%	96.39%	3.61%

Health Service Absence Rate - by Staff Category: May 2024	Certified absence	Self- certified absence	Non Covid-19 absence	Covid-19 Absence	Total absence rate	% Non Covid-19 absence	% Covid-19 absence
SSWHG	4.89%	0.77%	5.66%	0.22%	5.88%	96.23%	3.77%
Medical & Dental	1.55%	0.09%	1.65%	0.01%	1.66%	99.39%	0.61%
Nursing & Midwifery	5.25%	1.11%	6.37%	0.30%	6.67%	95.46%	4.54%
Health & Social Care Professionals	4.75%	0.57%	5.32%	0.12%	5.44%	97.75%	2.25%
Management & Administrative	3.99%	0.60%	4.59%	0.07%	4.66%	98.47%	1.53%
General Support	7.15%	0.64%	7.79%	0.09%	7.88%	98.81%	1.19%
Patient & Client Care	8.00%	1.18%	9.18%	0.84%	10.02%	91.59%	8.41%

Health Service Absence Rate - by Staff Category: May 2024	Certified absence	Self- certified absence	Non Covid-19 absence	Covid-19 Absence	Total absence rate	% Non Covid-19 absence	% Covid-19 absence
ULHG	5.62%	0.68%	6.30%	0.45%	6.75%	93.36%	6.64%
Medical & Dental	1.18%	0.24%	1.42%	0.03%	1.44%	98.08%	1.92%
Nursing & Midwifery	5.64%	0.94%	6.57%	0.55%	7.12%	92.30%	7.70%
Health & Social Care Professionals	4.28%	0.59%	4.87%	0.27%	5.15%	94.69%	5.31%
Management & Administrative	5.64%	0.46%	6.11%	0.37%	6.48%	94.23%	5.77%
General Support	8.66%	0.70%	9.35%	0.90%	10.26%	91.18%	8.82%
Patient & Client Care	8.28%	0.63%	8.91%	0.21%	9.12%	97.67%	2.33%

Health Service Absence Rate - by Staff Category: May 2024	Certified absence	Self- certified absence	Non Covid-19 absence	Covid-19 Absence	Total absence rate	% Non Covid-19 absence	% Covid-19 absence
Other Acute	2.14%	0.20%	2.34%	0.37%	2.71%	86.38%	13.62%
Medical & Dental	0.00%	0.00%	0.00%	0.00%	0.00%		
Nursing & Midwifery	2.42%	0.00%	2.42%	0.00%	2.42%	100.00%	0.00%
Health & Social Care Professionals	1.52%	0.00%	1.52%	0.76%	2.28%	66.67%	33.33%
Management & Administrative	2.24%	0.31%	2.55%	0.36%	2.90%	87.72%	12.28%
General Support							
Patient & Client Care							

Health Service Absence Rate - by Staff Category: May 2024	Certified absence	Self- certified absence	Non Covid-19 absence	Covid-19 Absence	Total absence rate	% Non Covid-19 absence	% Covid-19 absence
Beaumont Hospital	3.52%	0.56%	4.08%	0.33%	4.41%	92.60%	7.40%
Medical & Dental	0.66%	0.40%	1.06%	0.00%	1.06%	100.00%	0.00%
Nursing & Midwifery	3.87%	0.61%	4.48%	0.28%	4.77%	94.03%	5.97%
Health & Social Care Professionals	2.43%	0.48%	2.91%	0.38%	3.29%	88.40%	11.60%
Management & Administrative	3.08%	0.48%	3.56%	0.44%	4.00%	89.11%	10.89%
General Support	5.73%	0.72%	6.45%	0.40%	6.85%	94.16%	5.84%
Patient & Client Care	6.25%	0.67%	6.93%	0.73%	7.65%	90.52%	9.48%

Health Service Absence Rate - by Staff Category: May 2024	Certified absence	Self- certified absence	Non Covid-19 absence	Covid-19 Absence	Total absence rate	% Non Covid-19 absence	% Covid-19 absence
Cappagh National Orthopaedic H	3.62%	0.39%	4.01%	0.32%	4.33%	92.66%	7.34%
Medical & Dental	0.91%	0.00%	0.91%	0.00%	0.91%	100.00%	0.00%
Nursing & Midwifery	5.02%	0.48%	5.50%	0.45%	5.94%	92.48%	7.52%
Health & Social Care Professionals	2.27%	0.26%	2.53%	0.36%	2.88%	87.67%	12.33%
Management & Administrative	2.08%	0.29%	2.37%	0.60%	2.96%	79.91%	20.09%
General Support	0.78%	0.44%	1.22%	0.00%	1.22%	100.00%	0.00%
Patient & Client Care	6.90%	0.75%	7.65%	0.00%	7.65%	100.00%	0.00%

Health Service Absence Rate - by Staff Category: May 2024	Certified absence	Self- certified absence	Non Covid-19 absence	Covid-19 Absence	Total absence rate	% Non Covid-19 absence	% Covid-19 absence
CHI at Connolly	5.73%	0.48%	6.21%	0.57%	6.78%	91.62%	8.38%
Medical & Dental	0.61%	0.30%	0.91%	0.00%	0.91%	100.00%	0.00%
Nursing & Midwifery	4.82%	0.76%	5.58%	0.80%	6.38%	87.45%	12.55%
Health & Social Care Professionals	4.08%	0.00%	4.08%	1.34%	5.42%	75.30%	24.70%
Management & Administrative	9.55%	0.62%	10.17%	0.00%	10.17%	100.00%	0.00%
General Support	0.00%	3.04%	3.04%	0.00%	3.04%	100.00%	0.00%
Patient & Client Care	13.73%	0.00%	13.73%	0.00%	13.73%	100.00%	0.00%

Health Service Absence Rate - by Staff Category: May 2024	Certified absence	Self- certified absence	Non Covid-19 absence	Covid-19 Absence	Total absence rate	% Non Covid-19 absence	% Covid-19 absence
CHI at Crumlin	3.82%	0.67%	4.50%	0.65%	5.14%	87.43%	12.57%
Medical & Dental	0.52%	0.31%	0.84%	0.75%	1.58%	52.81%	47.19%
Nursing & Midwifery	4.36%	1.00%	5.37%	0.38%	5.74%	93.44%	6.56%
Health & Social Care Professionals	2.50%	0.25%	2.76%	1.12%	3.87%	71.20%	28.80%
Management & Administrative	4.55%	0.27%	4.82%	1.12%	5.94%	81.13%	18.87%
General Support	6.50%	0.84%	7.33%	0.18%	7.51%	97.62%	2.38%
Patient & Client Care	6.89%	1.60%	8.49%	0.00%	8.49%	100.00%	0.00%

Health Service Absence Rate - by Staff Category: May 2024	Certified absence	Self- certified absence	Non Covid-19 absence	Covid-19 Absence	Total absence rate	% Non Covid-19 absence	% Covid-19 absence
CHI at Tallaght	4.35%	0.88%	5.23%	0.07%	5.31%	98.59%	1.41%
Medical & Dental	2.73%	0.79%	3.53%	0.00%	3.53%	100.00%	0.00%
Nursing & Midwifery	4.48%	0.87%	5.35%	0.06%	5.41%	98.98%	1.02%
Health & Social Care Professionals	0.43%	0.87%	1.30%	0.64%	1.95%	66.88%	33.12%
Management & Administrative	9.52%	0.73%	10.25%	0.00%	10.25%	100.00%	0.00%
General Support	0.00%	0.00%	0.00%	0.00%	0.00%		
Patient & Client Care	3.05%	2.06%	5.11%	0.00%	5.11%	100.00%	0.00%

Health Service Absence Rate - by Staff Category: May 2024	Certified absence	Self- certified absence	Non Covid-19 absence	Covid-19 Absence	Total absence rate	% Non Covid-19 absence	% Covid-19 absence
CHI at Temple Street	4.76%	0.60%	5.36%	0.88%	6.24%	85.88%	14.12%
Medical & Dental	0.78%	0.19%	0.97%	0.00%	0.97%	100.00%	0.00%
Nursing & Midwifery	4.60%	0.92%	5.52%	0.92%	6.44%	85.65%	14.35%
Health & Social Care Professionals	6.60%	0.32%	6.92%	2.27%	9.19%	75.26%	24.74%
Management & Administrative	5.41%	0.44%	5.85%	0.23%	6.08%	96.21%	3.79%
General Support	9.43%	0.22%	9.65%	0.00%	9.65%	100.00%	0.00%
Patient & Client Care	4.31%	1.40%	5.71%	2.67%	8.38%	68.11%	31.89%

Health Service Absence Rate - by Staff Category: May 2024	Certified absence	Self- certified absence	Non Covid-19 absence	Covid-19 Absence	Total absence rate	% Non Covid-19 absence	% Covid-19 absence
CHI Corporate	0.94%	0.20%	1.14%	0.00%	1.14%	100.00%	0.00%
Medical & Dental	0.00%	0.35%	0.35%	0.00%	0.35%	100.00%	0.00%
Nursing & Midwifery	5.53%	0.00%	5.53%	0.00%	5.53%	100.00%	0.00%
Health & Social Care Professionals	0.00%	0.00%	0.00%	0.00%	0.00%		
Management & Administrative	0.44%	0.09%	0.53%	0.00%	0.53%	100.00%	0.00%
General Support							
Patient & Client Care							

Health Service Absence Rate - by Staff Category: May 2024	Certified absence	Self- certified absence	Non Covid-19 absence	Covid-19 Absence	Total absence rate	% Non Covid-19 absence	% Covid-19 absence
CHI Programme	2.41%	0.08%	2.49%	0.00%	2.49%	100.00%	0.00%
Medical & Dental	0.00%	0.00%	0.00%	0.00%	0.00%		
Nursing & Midwifery	4.08%	0.00%	4.08%	0.00%	4.08%	100.00%	0.00%
Health & Social Care Professionals	0.00%	0.00%	0.00%	0.00%	0.00%		
Management & Administrative	2.43%	0.09%	2.52%	0.00%	2.52%	100.00%	0.00%
General Support	23.48%	0.00%	23.48%	0.00%	23.48%	100.00%	0.00%
Patient & Client Care							

Health Service Absence Rate - by Staff Category: May 2024	Certified absence	Self- certified absence	Non Covid-19 absence	Covid-19 Absence	Total absence rate	% Non Covid-19 absence	% Covid-19 absence
Coombe Women & Infants Univer	2.96%	0.97%	3.93%	0.05%	3.98%	98.85%	1.15%
Medical & Dental	1.22%	0.72%	1.94%	0.00%	1.94%	100.00%	0.00%
Nursing & Midwifery	3.53%	1.30%	4.83%	0.06%	4.90%	98.76%	1.24%
Health & Social Care Professionals	0.99%	0.30%	1.29%	0.00%	1.29%	100.00%	0.00%
Management & Administrative	2.42%	0.43%	2.84%	0.00%	2.84%	100.00%	0.00%
General Support	4.97%	1.23%	6.20%	0.15%	6.34%	97.70%	2.30%
Patient & Client Care	2.47%	1.12%	3.59%	0.00%	3.59%	100.00%	0.00%

Health Service Absence Rate - by Staff Category: May 2024	Certified absence	Self- certified absence	Non Covid-19 absence	Covid-19 Absence	Total absence rate	% Non Covid-19 absence	% Covid-19 absence
Mater Misericordiae University Ho	3.02%	0.41%	3.43%	0.16%	3.60%	95.46%	4.54%
Medical & Dental	0.73%	0.07%	0.80%	0.00%	0.80%	100.00%	0.00%
Nursing & Midwifery	3.32%	0.66%	3.99%	0.19%	4.18%	95.42%	4.58%
Health & Social Care Professionals	3.50%	0.51%	4.01%	0.12%	4.13%	97.05%	2.95%
Management & Administrative	3.66%	0.34%	4.00%	0.15%	4.15%	96.40%	3.60%
General Support	5.47%	0.40%	5.87%	0.28%	6.15%	95.40%	4.60%
Patient & Client Care	2.27%	0.15%	2.42%	0.22%	2.65%	91.60%	8.40%

Health Service Absence Rate - by Staff Category: May 2024	Certified absence	Self- certified absence	Non Covid-19 absence	Covid-19 Absence	Total absence rate	% Non Covid-19 absence	% Covid-19 absence
Mercy University Hospital	4.03%	1.13%	5.16%	0.15%	5.31%	97.18%	2.82%
Medical & Dental	1.75%	0.00%	1.75%	0.00%	1.75%	100.00%	0.00%
Nursing & Midwifery	3.40%	1.68%	5.08%	0.31%	5.39%	94.21%	5.79%
Health & Social Care Professionals	4.93%	0.54%	5.47%	0.19%	5.66%	96.65%	3.35%
Management & Administrative	3.83%	0.88%	4.71%	0.04%	4.75%	99.17%	0.83%
General Support	6.73%	1.03%	7.77%	0.00%	7.77%	100.00%	0.00%
Patient & Client Care	6.77%	1.72%	8.49%	0.00%	8.49%	100.00%	0.00%

Health Service Absence Rate - by Staff Category: May 2024	Certified absence	Self- certified absence	Non Covid-19 absence	Covid-19 Absence	Total absence rate	% Non Covid-19 absence	% Covid-19 absence
National Maternity Hospital	3.42%	0.36%	3.79%	0.22%	4.01%	94.46%	5.54%
Medical & Dental	1.05%	0.08%	1.13%	0.00%	1.13%	100.00%	0.00%
Nursing & Midwifery	3.43%	0.51%	3.94%	0.36%	4.30%	91.66%	8.34%
Health & Social Care Professionals	2.08%	0.11%	2.19%	0.00%	2.19%	100.00%	0.00%
Management & Administrative	3.54%	0.19%	3.73%	0.00%	3.73%	100.00%	0.00%
General Support	5.92%	0.45%	6.37%	0.34%	6.71%	95.00%	5.00%
Patient & Client Care	3.50%	0.49%	3.99%	0.30%	4.30%	92.92%	7.08%

Health Service Absence Rate - by Staff Category: May 2024	Certified absence	Self- certified absence	Non Covid-19 absence	Covid-19 Absence	Total absence rate	% Non Covid-19 absence	% Covid-19 absence
National Rehabilitation Hospital	4.78%	0.72%	5.50%	0.33%	5.83%	94.33%	5.67%
Medical & Dental	3.15%	0.90%	4.05%	0.76%	4.81%	84.16%	15.84%
Nursing & Midwifery	5.52%	1.02%	6.54%	0.72%	7.26%	90.03%	9.97%
Health & Social Care Professionals	3.54%	0.57%	4.11%	0.26%	4.37%	93.95%	6.05%
Management & Administrative	5.91%	0.37%	6.27%	0.00%	6.27%	100.00%	0.00%
General Support	5.04%	0.56%	5.59%	0.27%	5.86%	95.44%	4.56%
Patient & Client Care	4.70%	0.80%	5.49%	0.00%	5.49%	100.00%	0.00%

Health Service Absence Rate - by Staff Category: May 2024	Certified absence	Self- certified absence	Non Covid-19 absence	Covid-19 Absence	Total absence rate	% Non Covid-19 absence	% Covid-19 absence
Rotunda Hospital	3.29%	0.87%	4.16%	0.09%	4.26%	97.84%	2.16%
Medical & Dental	0.87%	0.06%	0.94%	0.00%	0.94%	100.00%	0.00%
Nursing & Midwifery	3.18%	1.04%	4.22%	0.05%	4.27%	98.81%	1.19%
Health & Social Care Professionals	2.74%	0.34%	3.08%	0.00%	3.08%	100.00%	0.00%
Management & Administrative	3.58%	0.51%	4.09%	0.20%	4.29%	95.37%	4.63%
General Support	4.89%	1.80%	6.69%	0.30%	6.99%	95.72%	4.28%
Patient & Client Care	7.04%	1.17%	8.21%	0.00%	8.21%	100.00%	0.00%

Health Service Absence Rate - by Staff Category: May 2024	Certified absence	Self- certified absence	Non Covid-19 absence	Covid-19 Absence	Total absence rate	% Non Covid-19 absence	% Covid-19 absence
Royal Victoria Eye and Ear Hospital	3.39%	0.39%	3.78%	0.00%	3.78%	100.00%	0.00%
Medical & Dental	0.77%	0.29%	1.06%	0.00%	1.06%	100.00%	0.00%
Nursing & Midwifery	4.27%	0.46%	4.73%	0.00%	4.73%	100.00%	0.00%
Health & Social Care Professionals	1.64%	0.23%	1.86%	0.00%	1.86%	100.00%	0.00%
Management & Administrative	3.35%	0.37%	3.72%	0.00%	3.72%	100.00%	0.00%
General Support	5.93%	0.29%	6.21%	0.00%	6.21%	100.00%	0.00%
Patient & Client Care	4.54%	0.84%	5.39%	0.00%	5.39%	100.00%	0.00%

Health Service Absence Rate - by Staff Category: May 2024	Certified absence	Self- certified absence	Non Covid-19 absence	Covid-19 Absence	Total absence rate	% Non Covid-19 absence	% Covid-19 absence
South Infirmary Victoria University	3.29%	0.54%	3.83%	0.06%	3.89%	98.50%	1.50%
Medical & Dental	2.04%	0.00%	2.04%	0.00%	2.04%	100.00%	0.00%
Nursing & Midwifery	4.29%	0.65%	4.95%	0.00%	4.95%	100.00%	0.00%
Health & Social Care Professionals	1.68%	0.57%	2.25%	0.00%	2.25%	100.00%	0.00%
Management & Administrative	2.63%	0.45%	3.07%	0.07%	3.15%	97.63%	2.37%
General Support	3.10%	0.31%	3.40%	0.31%	3.71%	91.67%	8.33%
Patient & Client Care	6.00%	2.40%	8.40%	0.00%	8.40%	100.00%	0.00%

Health Service Absence Rate - by Staff Category: May 2024	Certified absence	Self- certified absence	Non Covid-19 absence	Covid-19 Absence	Total absence rate	% Non Covid-19 absence	% Covid-19 absence
St. James's Hospital	3.79%	0.73%	4.52%	0.39%	4.91%	92.08%	7.92%
Medical & Dental	0.48%	0.15%	0.63%	0.00%	0.63%	100.00%	0.00%
Nursing & Midwifery	4.41%	1.08%	5.50%	0.66%	6.16%	89.23%	10.77%
Health & Social Care Professionals	2.06%	0.44%	2.50%	0.34%	2.84%	87.98%	12.02%
Management & Administrative	4.90%	0.40%	5.30%	0.15%	5.45%	97.21%	2.79%
General Support	5.75%	0.67%	6.41%	0.38%	6.79%	94.44%	5.56%
Patient & Client Care	5.46%	1.11%	6.58%	0.32%	6.89%	95.41%	4.59%

Health Service Absence Rate - by Staff Category: May 2024	Certified absence	Self- certified absence	Non Covid-19 absence	Covid-19 Absence	Total absence rate	% Non Covid-19 absence	% Covid-19 absence
St. John's Hospital Limerick	4.00%	0.45%	4.45%	1.98%	6.43%	69.23%	30.77%
Medical & Dental	0.51%	0.00%	0.51%	0.00%	0.51%	100.00%	0.00%
Nursing & Midwifery	3.27%	0.65%	3.93%	1.94%	5.87%	66.91%	33.09%
Health & Social Care Professionals	1.48%	0.30%	1.77%	0.00%	1.77%	100.00%	0.00%
Management & Administrative	3.63%	0.34%	3.97%	0.70%	4.68%	84.94%	15.06%
General Support	11.73%	0.23%	11.96%	9.27%	21.23%	56.33%	43.67%
Patient & Client Care	3.71%	0.56%	4.27%	0.00%	4.27%	100.00%	0.00%

Health Service Absence Rate - by Staff Category: May 2024	Certified absence	Self- certified absence	Non Covid-19 absence	Covid-19 Absence	Total absence rate	% Non Covid-19 absence	% Covid-19 absence
St. Michael's Hospital	4.72%	0.61%	5.34%	0.46%	5.80%	92.03%	7.97%
Medical & Dental	6.11%	0.24%	6.36%	0.00%	6.36%	100.00%	0.00%
Nursing & Midwifery	5.16%	0.99%	6.16%	1.00%	7.16%	86.03%	13.97%
Health & Social Care Professionals	3.29%	0.54%	3.83%	0.27%	4.10%	93.45%	6.55%
Management & Administrative	2.79%	0.24%	3.04%	0.00%	3.04%	100.00%	0.00%
General Support	9.64%	0.44%	10.08%	0.00%	10.08%	100.00%	0.00%
Patient & Client Care	0.00%	0.15%	0.15%	0.00%	0.15%	100.00%	0.00%

Health Service Absence Rate - by Staff Category: May 2024	Certified absence	Self- certified absence	Non Covid-19 absence	Covid-19 Absence	Total absence rate	% Non Covid-19 absence	% Covid-19 absence
St. Vincent's University Hospital	3.11%	0.48%	3.60%	0.17%	3.77%	95.46%	4.54%
Medical & Dental	0.97%	0.13%	1.10%	0.00%	1.10%	100.00%	0.00%
Nursing & Midwifery	3.26%	0.75%	4.01%	0.13%	4.13%	96.95%	3.05%
Health & Social Care Professionals	2.51%	0.30%	2.80%	0.08%	2.88%	97.34%	2.66%
Management & Administrative	3.79%	0.36%	4.15%	0.50%	4.65%	89.20%	10.80%
General Support	4.07%	0.42%	4.49%	0.36%	4.85%	92.53%	7.47%
Patient & Client Care	6.02%	0.55%	6.57%	0.05%	6.62%	99.24%	0.76%

Health Service Absence Rate - by Staff Category: May 2024	Certified absence	Self- certified absence	Non Covid-19 absence	Covid-19 Absence	Total absence rate	% Non Covid-19 absence	% Covid-19 absence
Tallaght University Hospital	3.91%	0.58%	4.50%	0.44%	4.93%	91.14%	8.86%
Medical & Dental	1.67%	0.47%	2.14%	0.01%	2.16%	99.47%	0.53%
Nursing & Midwifery	4.02%	0.67%	4.69%	0.51%	5.20%	90.14%	9.86%
Health & Social Care Professionals	3.57%	0.43%	4.00%	0.52%	4.51%	88.55%	11.45%
Management & Administrative	4.98%	0.58%	5.55%	0.60%	6.15%	90.29%	9.71%
General Support	4.69%	0.55%	5.25%	0.50%	5.75%	91.34%	8.66%
Patient & Client Care	4.76%	0.58%	5.34%	0.27%	5.61%	95.23%	4.77%

Year / Month	Certified absence	Self-certified absence	Non Covid-19 absence	Covid-19 Absence	Total absence rate	Medical & Dental	Nursing & Midwifery	Health & Social Care Professionals	Management & Administrative	General Support	Patient & Client Care
May 2024	4.40%	0.66%	5.06%	0.32%	5.38%	1.47%	6.07%	4.43%	5.09%	7.73%	7.86%
Apr 2024	4.35%	0.68%	5.03%	0.22%	5.25%	1.35%	5.89%	4.46%	4.91%	7.56%	7.95%
Mar 2024	4.46%	0.71%	5.17%	0.24%	5.41%	1.55%	6.09%	4.33%	5.22%	7.75%	7.70%
Feb 2024	4.43%	0.72%	5.14%	0.32%	5.46%	1.40%	6.17%	4.40%	5.44%	7.54%	8.14%
Jan 2024	4.75%	0.83%	5.57%	0.63%	6.21%	1.24%	7.03%	5.42%	6.17%	8.64%	9.23%
2024	4.48%	0.72%	5.20%	0.35%	5.55%	1.40%	6.25%	4.62%	5.37%	7.86%	8.17%
Dec 2023	4.40%	0.87%	5.26%	0.66%	5.93%	1.24%	6.81%	5.28%	5.75%	7.60%	8.69%
Nov 2023	4.23%	0.71%	4.94%	0.47%	5.40%	1.27%	6.23%	4.46%	5.14%	7.48%	8.09%
Oct 2023	4.22%	0.79%	5.00%	0.57%	5.57%	1.28%	6.44%	4.30%	5.50%	7.94%	8.16%
Sep 2023	4.16%	0.69%	4.84%	0.72%	5.56%	1.29%	6.54%	4.38%	5.20%	7.59%	8.37%
Aug 2023	4.22%	0.68%	4.90%	0.74%	5.64%	1.23%	6.71%	4.41%	5.07%	7.61%	8.76%
Jul 2023	4.14%	0.62%	4.76%	0.36%	5.11%	1.02%	6.03%	4.04%	4.63%	7.17%	7.67%
Jun 2023	4.16%	0.58%	4.75%	0.34%	5.09%	1.23%	6.00%	3.92%	4.58%	6.86%	7.59%
May 2023	4.06%	0.63%	4.69%	0.47%	5.17%	1.19%	6.19%	4.14%	4.66%	6.69%	7.66%
Apr 2023	3.96%	0.65%	4.61%	0.49%	5.10%	1.16%	6.23%	3.58%	4.56%	6.58%	7.54%
Mar 2023	3.98%	0.74%	4.72%	0.53%	5.25%	1.36%	6.07%	4.19%	4.97%	7.18%	7.81%
Feb 2023	3.87%	0.67%	4.55%	0.43%	4.97%	1.17%	5.89%	4.08%	4.60%	6.77%	6.74%
Jan 2023	4.52%	0.75%	5.27%	0.74%	6.01%	1.26%	7.19%	4.78%	5.58%	7.99%	8.28%
2023	4.16%	0.70%	4.86%	0.55%	5.41%	1.23%	6.37%	4.30%	5.03%	7.30%	7.96%
Dec 2022	4.94%	1.01%	5.96%	1.26%	7.22%	1.79%	8.56%	6.00%	6.95%	9.13%	9.72%
Nov 2022	4.13%	0.83%	4.96%	0.73%	5.69%	1.51%	6.58%	4.37%	5.39%	7.92%	8.23%
Oct 2022	4.21%	0.73%	4.94%	0.80%	5.74%	1.57%	6.48%	4.61%	5.49%	7.99%	8.21%
Sep 2022	4.21%	0.69%	4.90%	0.68%	5.58%	1.31%	6.57%	4.18%	4.94%	7.94%	8.38%
Aug 2022	4.17%	0.61%	4.78%	0.77%	5.55%	1.47%	6.50%	4.15%	4.84%	7.92%	8.27%
Jul 2022	4.21%	0.67%	4.88%	1.84%	6.72%	1.68%	7.86%	5.16%	5.95%	9.18%	9.86%
Jun 2022	4.18%	0.70%	4.89%	2.04%	6.93%	1.84%	8.34%	5.60%	6.34%	9.30%	8.87%
May 2022	3.94%	0.72%	4.66%	1.02%	5.68%	1.50%	6.68%	4.61%	5.21%	7.41%	8.22%
Apr 2022	4.13%	0.63%	4.77%	2.50%	7.27%	2.06%	8.77%	5.81%	6.50%	9.34%	9.97%
Mar 2022	4.07%	0.64%	4.71%	5.18%	9.89%	3.23%	12.03%	9.33%	9.14%	11.38%	11.81%
Feb 2022	3.84%	0.58%	4.42%	3.63%	8.05%	2.53%	9.72%	7.30%	7.20%	9.86%	10.11%
Jan 2022	3.74%	0.48%	4.21%	5.75%	9.97%	2.87%	11.53%	8.81%	9.84%	13.05%	12.56%
2022	4.15%	0.69%	4.84%	2.18%	7.02%	1.94%	8.30%	5.85%	6.48%	9.19%	9.50%
Dec 2021	4.15%	0.60%	4.76%	3.33%	8.09%	2.37%	9.41%	7.56%	7.83%	10.12%	10.54%
Nov 2021	4.41%	0.82%	5.24%	2.48%	7.71%	2.12%	8.52%	7.33%	8.27%	10.30%	9.97%
Oct 2021	4.26%	0.71%	4.97%	1.67%	6.64%	1.91%	7.47%	5.66%	6.42%	8.87%	9.61%
Sep 2021	4.04%	0.60%	4.64%	1.13%	5.78%	1.59%	6.77%	4.31%	5.40%	7.94%	8.70%
Aug 2021	3.92%	0.58%	4.50%	1.25%	5.75%	1.60%	6.71%	4.34%	5.41%	7.45%	8.89%
Jul 2021	3.66%	0.52%	4.19%	0.78%	4.96%	1.06%	5.86%	3.86%	4.75%	6.75%	6.99%
Jun 2021	3.49%	0.50%	4.00%	0.55%	4.54%	1.02%	5.44%	3.23%	3.97%	6.12%	7.24%
May 2021	3.19%	0.44%	3.63%	0.63%	4.26%	0.99%	5.07%	2.93%	4.03%	5.83%	6.25%
Apr 2021	3.21%	0.40%	3.61%	0.82%	4.43%	1.19%	5.38%	2.95%	3.75%	6.06%	6.80%
Mar 2021	3.28%	0.40%	3.68%	1.14%	4.82%	1.14%	5.86%	3.34%	4.12%	6.47%	7.60%
Feb 2021	3.53%	0.54%	4.07%	2.25%	6.32%	1.65%	7.56%	4.03%	5.60%	8.61%	10.32%
Jan 2021	3.63%	0.45%	4.09%	5.85%	9.94%	4.55%	12.22%	6.37%	8.03%	12.28%	13.63%
2021	3.74%	0.55%	4.29%	1.82%	6.11%	1.76%	7.19%	4.68%	5.65%	8.07%	8.88%

Year / Month	Certified absence	Self-certified absence	Non Covid-19 absence	Covid-19 Absence	Total absence rate	CHI	DMHG	IEHG	RCSI	Saolta	SSWHG	ULHG	Other Acute	Acute Services
May 2024	4.40%	0.66%	5.06%	0.32%	5.38%	5.26%	5.35%	5.14%	4.73%	5.70%	5.88%	6.75%	2.71%	5.38%
Apr 2024	4.35%	0.68%	5.03%	0.22%	5.25%	4.90%	5.28%	5.17%	4.71%	5.30%	5.59%	6.59%	3.95%	5.25%
Mar 2024	4.46%	0.71%	5.17%	0.24%	5.41%	5.31%	5.58%	5.26%	4.75%	5.40%	5.79%	6.80%	5.10%	5.41%
Feb 2024	4.43%	0.72%	5.14%	0.32%	5.46%	5.44%	5.82%	5.47%	4.80%	5.31%	5.61%	6.69%	3.23%	5.46%
Jan 2024	4.75%	0.83%	5.57%	0.63%	6.21%	6.47%	6.48%	5.83%	5.74%	6.43%	6.20%	7.29%	2.05%	6.21%
2024	4.48%	0.72%	5.20%	0.35%	5.55%	5.49%	5.71%	5.38%	4.95%	5.63%	5.82%	6.83%	3.35%	5.55%
Dec 2023	4.40%	0.87%	5.26%	0.66%	5.93%	6.42%	6.34%	5.62%	5.23%	6.07%	5.62%	7.70%	2.58%	5.93%
Nov 2023	4.23%	0.71%	4.94%	0.47%	5.40%	5.43%	5.73%	4.84%	4.89%	5.75%	5.43%	6.81%	1.29%	5.40%
Oct 2023	4.22%	0.79%	5.00%	0.57%	5.57%	5.05%	5.83%	4.92%	5.22%	5.74%	5.78%	7.39%	2.12%	5.57%
Sep 2023	4.16%	0.69%	4.84%	0.72%	5.56%	4.93%	5.86%	5.11%	5.09%	5.70%	5.59%	7.57%	1.30%	5.56%
Aug 2023	4.22%	0.68%	4.90%	0.74%	5.64%	4.88%	5.92%	5.44%	4.96%	6.04%	5.40%	7.88%	2.02%	5.64%
Jul 2023	4.14%	0.62%	4.76%	0.36%	5.11%	5.01%	5.16%	5.03%	4.65%	5.16%	5.12%	6.69%	2.41%	5.11%
Jun 2023	4.16%	0.58%	4.75%	0.34%	5.09%	4.52%	5.36%	4.87%	4.66%	5.29%	4.89%	6.46%	3.13%	5.09%
May 2023	4.06%	0.63%	4.69%	0.47%	5.17%	4.50%	5.41%	4.74%	4.69%	5.66%	5.02%	6.91%	2.71%	5.17%
Apr 2023	3.96%	0.65%	4.61%	0.49%	5.10%	4.70%	5.25%	4.78%	5.00%	4.96%	4.69%	7.32%	1.21%	5.10%
Mar 2023	3.98%	0.74%	4.72%	0.53%	5.25%	4.91%	5.82%	4.72%	5.28%	5.82%	3.78%	7.07%	1.69%	5.25%
Feb 2023	3.87%	0.67%	4.55%	0.43%	4.97%	4.15%	5.42%	4.38%	5.08%	5.05%	4.47%	6.49%	0.95%	4.97%
Jan 2023	4.52%	0.75%	5.27%	0.74%	6.01%	5.29%	6.26%	5.51%	5.74%	6.19%	5.91%	7.73%	2.94%	6.01%
2023	4.16%	0.70%	4.86%	0.55%	5.41%	4.99%	5.71%	5.00%	5.05%	5.63%	5.14%	7.17%	2.04%	5.41%
Dec 2022	4.94%	1.01%	5.96%	1.26%	7.22%	6.86%	8.41%	6.55%	7.00%	6.99%	6.11%	9.37%	3.38%	7.22%
Nov 2022	4.13%	0.83%	4.96%	0.73%	5.69%	5.42%	6.08%	4.72%	5.70%	5.86%	5.50%	7.20%	4.50%	5.69%
Oct 2022	4.21%	0.73%	4.94%	0.80%	5.74%	6.13%	5.89%	4.70%	6.12%	5.61%	5.44%	7.61%	4.36%	5.74%
Sep 2022	4.21%	0.69%	4.90%	0.68%	5.58%	5.94%	5.71%	4.50%	5.62%	5.79%	5.17%	7.86%	1.74%	5.58%
Aug 2022	4.17%	0.61%	4.78%	0.77%	5.55%	5.98%	5.16%	4.70%	5.46%	6.10%	5.25%	8.13%	2.72%	5.55%
Jul 2022	4.21%	0.67%	4.88%	1.84%	6.72%	6.74%	6.36%	5.75%	6.91%	7.32%	6.18%	9.33%	2.78%	6.72%
Jun 2022	4.18%	0.70%	4.89%	2.04%	6.93%	6.86%	6.30%	6.79%	6.56%	7.05%	7.62%	8.72%	2.52%	6.93%
May 2022	3.94%	0.72%	4.66%	1.02%	5.68%	5.77%	5.36%	5.69%	5.55%	5.89%	5.10%	7.61%	1.45%	5.68%
Apr 2022	4.13%	0.63%	4.77%	2.50%	7.27%	6.89%	7.07%	8.32%	6.43%	6.79%	7.25%	9.34%	4.64%	7.27%
Mar 2022	4.07%	0.64%	4.71%	5.18%	9.89%	8.99%	9.35%	11.77%	8.57%	10.01%	9.76%	11.75%	3.96%	9.89%
Feb 2022	3.84%	0.58%	4.42%	3.63%	8.05%	8.09%	7.88%	8.61%	8.19%	7.58%	6.77%	10.13%		8.05%
Jan 2022	3.74%	0.48%	4.21%	5.75%	9.97%	9.68%	8.66%	10.39%	10.14%	10.28%	9.52%	12.25%		9.97%
2022	4.15%	0.69%	4.84%	2.18%	7.02%	6.94%	6.85%	6.86%	6.85%	7.09%	6.62%	9.11%	3.21%	7.02%
Dec 2021	4.15%	0.60%	4.76%	3.33%	8.09%	7.85%	7.87%	9.99%	7.66%	7.48%	6.54%	9.43%		8.09%
Nov 2021	4.41%	0.82%	5.24%	2.48%	7.71%	8.10%	7.68%	8.63%	7.33%	7.49%	6.20%	9.76%		7.71%
Oct 2021	4.26%	0.71%	4.97%	1.67%	6.64%	6.94%	6.51%	7.34%	6.32%	6.39%	5.68%	8.54%		6.64%
Sep 2021	4.04%	0.60%	4.64%	1.13%	5.78%	5.58%	5.62%	5.68%	5.75%	5.70%	5.35%	7.66%		5.78%
Aug 2021	3.92%	0.58%	4.50%	1.25%	5.75%	5.83%	5.65%	6.32%	5.57%	5.50%	4.89%	7.49%		5.75%
Jul 2021	3.66%	0.52%	4.19%	0.78%	4.96%	5.13%	4.89%	4.94%	4.81%	5.03%	4.45%	6.43%		4.96%
Jun 2021	3.49%	0.50%	4.00%	0.55%	4.54%	4.58%	4.64%	4.29%	4.50%	4.52%	4.07%	5.93%		4.54%
May 2021	3.19%	0.44%	3.63%	0.63%	4.26%	4.20%	4.34%	4.26%	4.31%	3.96%	4.11%	4.88%		4.26%
Apr 2021	3.21%	0.40%	3.61%	0.82%	4.43%	4.30%	4.70%	4.13%	4.19%	4.39%	4.27%	5.65%		4.43%
Mar 2021	3.28%	0.40%	3.68%	1.14%	4.82%	4.12%	4.95%	4.46%	4.83%	4.63%	4.71%	6.48%		4.82%
Feb 2021	3.53%	0.54%	4.07%	2.25%	6.32%	4.51%	6.39%	5.98%	6.54%	6.49%	5.32%	9.42%		6.32%
Jan 2021	3.63%	0.45%	4.09%	5.85%	9.94%	7.57%	8.66%	9.90%	10.54%	10.52%	9.20%	14.12%		9.94%
2021	3.74%	0.55%	4.29%	1.82%	6.11%	5.74%	5.98%	6.35%	6.02%	6.01%	5.42%	8.00%		6.11%

